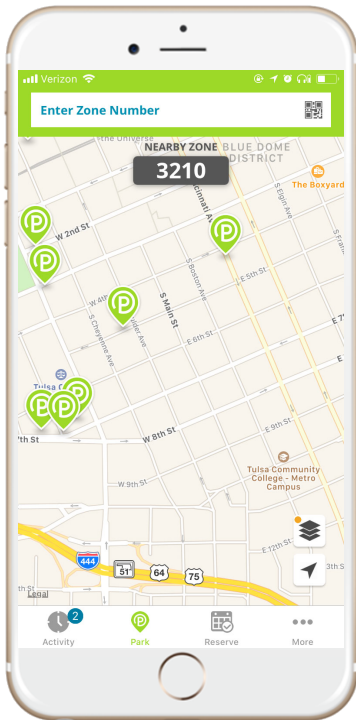
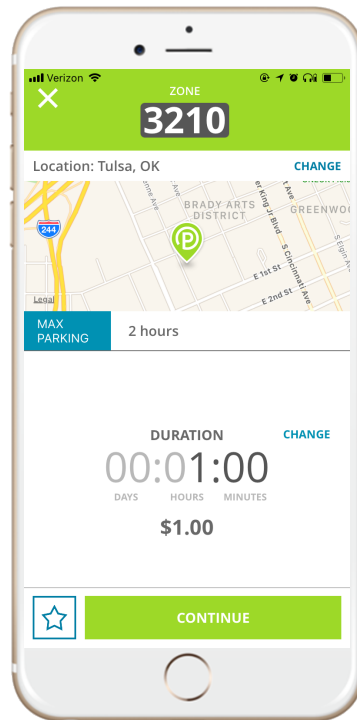


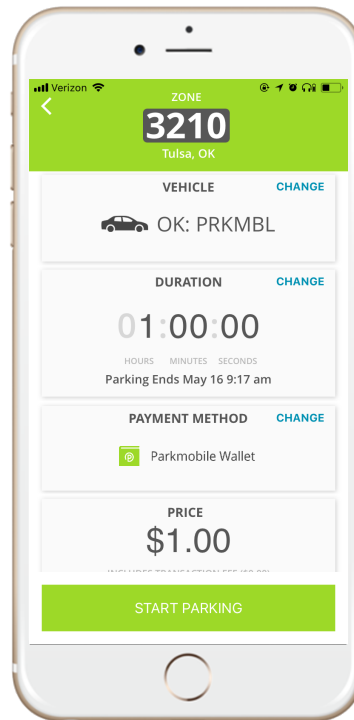
How To Pay with ParkMobile



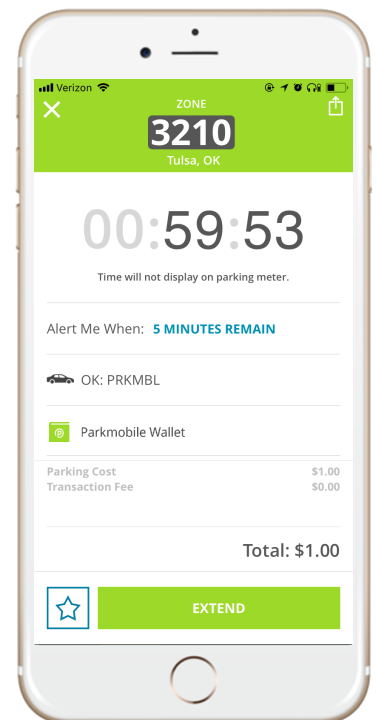
Once registered, enter in Zone# located on stickers & signs on the meters or choose from nearby zones shown



Choose your parking duration (varies by location)



Confirm your information, including location, license plate, duration & payment



A ticker will count down your time remaining, & in some locations, you may extend your session remotely

WHAT ARE THE PERKS OF USING PARKMOBILE?



Easy to register & use



See suggested nearby zones



Saves you time & money



Save "Favorite" parking zones



Extend your parking session on-the-go (when permitted)



Set customizable parking expiration reminders



Multiple payment options offered



Add up to 5 license plate numbers on your account at a time

Signing Up is Quick & Simple!

Set up your ParkMobile Account in Just a Few Simple Steps:

1

Verizon 4:08 PM 91%

CANCEL CREATE AN ACCOUNT SIGN UP

Email Address

Password

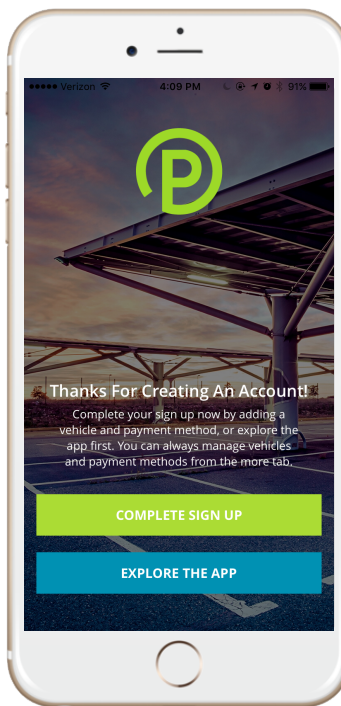
Password must have at least 8 characters with one number or special character

I agree to the Parkmobile Terms and Conditions and Privacy Policy.

Already have an account? [SIGN IN](#)

- Download the app & sign up using your email address or log in with your Touch ID.

2



- Continue with signing up or explore the app & complete sign up at a later time.

3

Verizon 4:10 PM 91%

ADD A VEHICLE NEXT

License Plate Number

PRKMBL

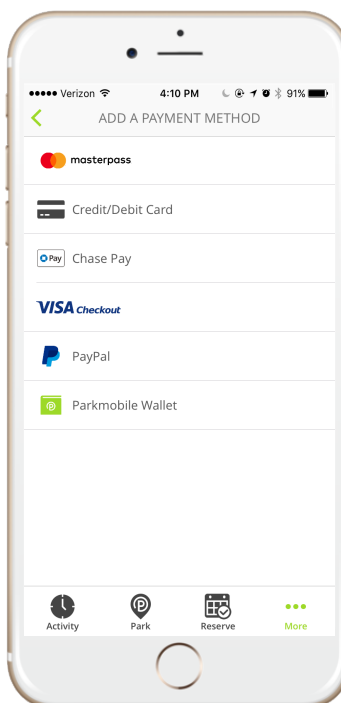
State or Province

Oklahoma - US

Nickname (Optional)

- Fill in your licence plate number & state. You can add up to 5 LPN's per account.

4



- Choose from our many payment options. You may add multiple payment methods*

Please note that not all payment methods are accepted in all areas

AVAILABLE FOR:

