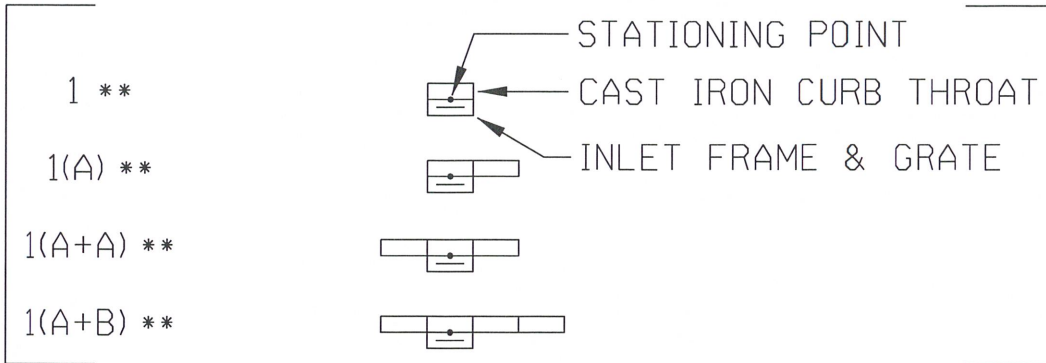


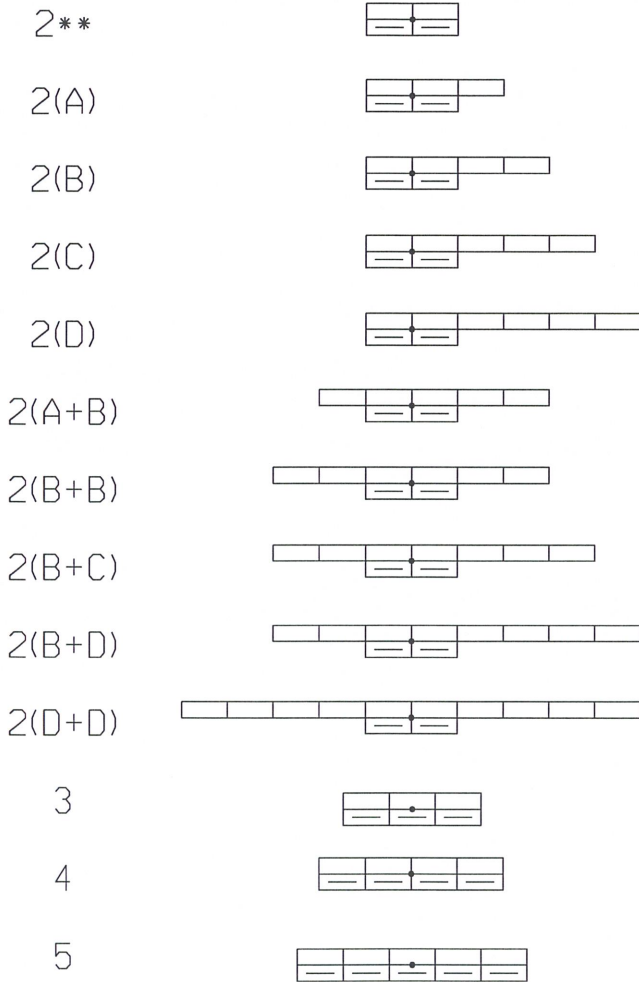
CONFIGURATIONS INCLUDE, BUT ARE NOT LIMITED TO, THE FOLLOWING:

DESIGN




**
FOR
INFORMATION
ONLY
**

MINIMUM CONFIGURATION:



MAXIMUM CONFIGURATION:



NOTE:

1. INLETS SHALL BE DESIGNED PER STORMWATER CRITERIA MANUAL CHAPTER 800.
- **2. PRE-APPROVED INLET SIZE CRITERIA:
-DESIGN 2 AT A MINIMUM.
-DESIGN 5 AT A MAXIMUM.
- **3. CONFIGURATIONS THAT DO NOT MEET SIZING CRITERIA CONFORMING TO THIS DETAIL MUST BE PRE-APPROVED BY THE CITY ENGINEER.

| | |
|--|--------------------------------|
| CONFIGURATIONS OF CAST IRON CURB INLETS | |
| CITY OF TULSA, OKLAHOMA | |
| DRAWN BY: V.A.P. CHECKED BY: <i>HAS</i> DATE: DEC 2024 | APPROVED <i>[Signature]</i> |
| NOT TO SCALE | STANDARD NO. 755 |