



FINANCE
Budget and Planning

Capital Planning Section

175 E 2nd, Tulsa, Oklahoma 74103-3203

To: STOC

Jake Epp

From: Capital Planning Manager

Date: November 19, 2024

Subject: November Meeting

Enclosed is the material for your November 19, 2024 meeting including the October 31, 2024 Financial Report for your review. 2016 and 2020 Sales Tax Program revenues for November 2024 and the fiscal year to date compared to 2016 and 2020 Sales Tax Program Adopted Budget Estimates are:

	Actual	Current Adopted Budget	Variance from Adopted Budget
Month of November	\$10,170,442	\$10,005,814	1.6%
Year To Date	\$40,625,421	\$40,392,195	0.6%

Please note the above amounts are the Sales Tax revenue only.

The 2016 and 2020 Sales Tax Programs Funds (4000 and 409), in addition to sales tax revenue, receives interest, and other revenues such as grants, transfers and miscellaneous revenues. Total revenue reported for the funds is not available until the end of the month so, the information provided below is for the most recently completed month. Total Fund 4000 and 409 revenue for the month of October was:

	<u>Month Ending:</u> <u>October 31, 2024</u>	<u>Variance from</u> <u>Adopted Budget</u>	<u>Year Thru:</u> <u>October 31, 2024</u>	<u>Variance from</u> <u>Adopted Budget</u>
Sales Tax Revenue	\$10,170,442	1.6%	\$40,625,421	0.6%
Interest on Investments	\$742,935	N/A	\$2,941,042	N/A
Other Revenue	\$0	N/A	\$0	N/A
Total Fund Revenue	\$10,913,377	1.5%	\$43,566,463	0.5%

11/15/2024 08:32 AM

**Office of the
City Clerk**

SALES TAX OVERVIEW COMMITTEE

NOVEMBER 19, 2024, 8:00 AM

175 E. 2ND ST, 10-SOUTH CONFERENCE ROOM

The STOC will meet in person at 8:00 am on November 19, 2024.

- I. Call to Order
- II. Reading of the October Minutes
- III. Chair Report to Council
- IV. Subcommittee Reports
 - A. Vison
 - B. Public Safety
 - C. Parks
 - D. Transportation
 - E. Financial
- V. Unfinished Business
- VI. New Business
 - A. Chair Report Presenters
 - B. Vote on 2025 schedule
- VII. Adjournment

STOC

Sales Tax Overview Committee

MINUTES
Sales Tax Overview Committee Meeting
October 22, 2024, 8:00 a.m.
175 E 2nd St, Tulsa OK

The Sales Tax Overview Committee met for the regular monthly meeting at 8:02 a.m. on October 22, 2024.

I. Call to Order

Ashley Webb called the meeting to order at 8:47 a.m.

The following members were present:

Ashley Webb	Linda Jenkins	Kathy Sebert
Maia Treleaven	Matt Meyer	James Deming
Steve King	Scott Grizzle	Paul Hassink
Pamela Amburgy	Jennifer White	

The following members were not present:

Charles Wilkes	Scott Asbjornson	Sylvia Powell
Brett Friesen	Jeff Covington	Mareo Johnson
Deborah McKinney		

Also present:

Anne Boyd	Jake Epp	Chris Havenar	Karen Gillis
Mary Womble	Josh Miller	Anna America	Steve Lassman
Lindsay Hutchinson			

II. Approval of Minutes

The minutes for the October meeting were read. The minutes were approved and the motion carried.

III. Chair's Report

STOC

Sales Tax Overview Committee

Linda Jenkins gave the Annual Report of the Over-View Sales Tax Committee to Counsel. The Report is posted in the City of Tulsa November water bill and on the City of Tulsa website. She read out loud to the Counsel the STOC's oversight functions and that the committee is alignment with the STOC's oversight functions. The Counsel expressed their appreciation of all that the STOC does.

IV. Committee Reports

A. Vision

Josh Miller from GKFF spoke on the Peoria Mohawk Business Park Site. Mr. Miller stated that the street connecting Utica and Wheeling will be eliminated to accommodate a two hundred-thousand-foot building instead of a one hundred thousand square building. This was done to keep from restricting the movement of the site. Other major changes to the site included removal of an eight-inch sewer line and adding a stormwater pipe to drain off into Dirty Butter Creek. The major change was removing the connector street between Utica and Wheeling. Construction starts November 17th and will continue for seventeen months.

Lindsay Hutchinson from Tulsa Zoo Management spoke on the Elephant Project. The Tulsa Zoo finished their elephant barn this summer and crews are finishing the eight-foot-tall fence around the ten-acre elephant yard and continuing renovation of the old elephant space. One thing that is keeping the new elephant enclosure from opening in March is a hydrologic gate. The Zoo was working with A through Z their contractor for containment, but their bid came back higher than the Zoo would like. The Zoo partnered with Mac's Hydraulic that is a local company. Ms. Hutchinson also mentioned that it would be easier on maintenance of the gate to have a local company.

Ashley Webb asked if someone from the Greenwood Cultural Center could come and speak on their projects. Mary Womble mentioned that there was an update with the project and the Greenwood Cultural Center has agreed to move forward with the original City Funs and not wait on fundraising.

Pamela Amburgy mentioned that in the Vision Meeting there had been a mention of Ellen Ray coming and again speaking on the Cry Baby Hill Project.

B. Public Safety

Report was read and accepted.

C. Parks

Anna America spoke for clarity on the McClure Park Slide and Plunge Pool project. There were several issues identified with the construction and later plumbing. It was not feasible to keep the Slide and Plunge pool when the estimates to replace the pools were done fourteen years ago. Every pool's budget has been over the allocated budget. Ms. American pointed out that McClure had the biggest and best pool. The McClure community decided that having a deeper pool was more important than having other features. Ms. America apologized that in the transitioning from Gary Shelhorn to Steve Lassman that what had been communicated previously to the STOC had not been communicated to herself and Steve Lassman.

Kathy Sebert mentioned that the Swan Lake fountain turn-on was on October 28th.

STOC

Sales Tax Overview Committee

D. Transportation

Kathy Sebert mentioned that it was neat to have Tracy Nyholm be able to give some updates on some of the Traffic Operations projects. Ashley Webb mentioned that in the Transportation Report there were several highlighted items that were Traffic Engineering projects. This effort to get the highlighted items in there was led by Steve King. Mr. King suggested that one of the STOC members helps guide what should be on the reports by Traffic Engineering.

E. Financial

The October collections were \$10.3M which is about 1.6 percent above budget. Current sales tax collections are about 0.6 percent ahead of budget for the year to date.

VI. Unfinished Business

There was no unfinished business.

VIII. New Business

A. Chair Presenters

Date	Presenter	Backup
Dec 4	Ashely Webb	Kathy Sebert
1/8, 2/5, 3/5, 4/2, 5/7, 6/4, 7/2, 8/6, 9/3, 10/1, 11/5, 12/3		

IX. Adjournment

Motion to adjourn was made by Pamela Amburgy and seconded by Scott Grizzle. Adjournment at 9:08.

Ashley Webb, Chair

Kathy Sebert, Vice Chair



STOC

SALES TAX OVERVIEW COMMITTEE

Ashley Webb
Chair

Ashley R. Webb
Riggs, Abney, Neal, Turpen, Orbison & Lewis Inc.
Attorney At Law
Tulsa, OK 74119
(918) 699-8905

To: City Council
Date: December 4, 2024
Subject: December Report to City Council

Attached is the November 2024 Sales Tax Overview Committee (STOC) Status Report

2006 Special Extended Sales Tax

October expenditures totaled \$1,000, of which \$1,000 was spent on the Riverside East Bank Improvements: 11th St to 21st St project. Encumbrances and commitments total \$592,000. Current appropriations for the 2006 Third Penny Sales Tax Extension Fund total \$273,275,000. There is a current appropriation balance of \$6,459,000.

2008 Sales Tax Special Temporary Streets

October expenditures totaled \$14,000, of which \$14,000 was spent on the Citywide General Engineering project. Encumbrances and commitments total \$121,000. Current appropriations for the 2008 Sales Tax Special Temporary Streets Fund Fund total \$149,658,000. There is a current appropriation balance of \$4,199,000.

2014 Sales Tax

October expenditures totaled \$503,000, of which \$280,000 was spent on the Bridge Replacement And Rehab project. Encumbrances and commitments total \$57,175,000. Current appropriations for the 2014 Sales Tax Fund Fund total \$580,369,000. There is a current appropriation balance of \$79,648,000.

2016 Sales Tax

October expenditures totaled \$4,750,000, of which \$4,462,000 was spent on the the Tulsa Vision advanced sales tax revenue bonds debt service project. Encumbrances and commitments total \$3,346,000. Current appropriations for the 2016 Sales Tax Fund Fund total \$399,172,000. There is a current appropriation balance of \$90,415,000.

2016 Revenue Bond

October expenditures totaled \$239,000, of which \$207,000 was spent on the Tulsa Zoo & Living Museum project. Encumbrances and commitments total \$12,030,000. Current appropriations for the 2016 Revenue Bond Fund Fund total \$350,600,000. There is a current appropriation balance of \$7,900,000.

2020 Sales Tax

October expenditures totaled \$3,053,000, of which \$940,000 was spent on the Capital Equipment project. Encumbrances and commitments total \$8,862,000. Current appropriations for the 2020 Sales Tax Fund Fund total \$148,806,000. There is a current appropriation balance of \$57,935,000.

2024 General Obligation Bonds

October expenditures totaled \$2,296,000, of which \$815,000 was spent on the Gilcrease Museum Improvement Funding Raising Match project. Encumbrances and commitments total \$29,750,000. Current appropriations for the 2024 General Obligation Bonds Fund total \$141,350,000. There is a current appropriation balance of \$97,593,000.

2020 General Obligation Bonds

October expenditures totaled \$1,337,000, of which \$738,000 was spent on the Maintenance Zone 8102 project. Encumbrances and commitments total \$17,835,000. Current appropriations for the 2020 General Obligation Bonds Fund total \$89,465,000. There is a current appropriation balance of \$24,749,000.

2014 General Obligation Bonds

October expenditures totaled \$719,000, of which \$845,000 was spent on the Maintenance Zone 5047 project. Encumbrances and commitments total \$11,171,000. Current appropriations for the 2014 General Obligation Bonds Fund total \$271,038,000. There is a current appropriation balance of \$15,038,000.

2008 General Obligation Bonds

There were no expenditures in October. Encumbrances and commitments total \$1,049,000. Current appropriations for the 2008 General Obligation Bonds Fund total \$231,104,000. There is a current appropriation balance of \$294,000.

2005 General Obligation Bonds

There were no expenditures in October. Encumbrances and commitments total \$1,050,000. Current appropriations for the 2005 General Obligation Bonds Fund total \$75,966,000. There is a current appropriation balance of \$13,000.

Respectfully submitted,

Ashley Webb, Chair



Attachments

cc: Christy Basgall
Jarrod Moore
Jake Epp



FINANCIAL REPORT TO CITY COUNCIL

Wednesday, December 4, 2024

I. Financial Report

Revenue: 2016 Vision 0.805 Percent and 2020 Sales Tax 0.45 Percent Sales Tax Funds

		Fiscal Year to Date	
	October	Thru October	
Actual	\$ 10,170,442	\$	40,625,421
Adopted Budget - Current Year	10,005,814		40,392,195
Actual vs Budget	\$ 164,628	\$	233,226

Expenditures

Fund	October	Fiscal Year to Date Thru October
409 - 2020 Sales Tax	\$ 3,052,577	\$ 7,080,372
4001, 4003, 4004 - Tulsa Vision Rev Bonds	238,837	385,607
4000 - Tulsa Vision Sales Tax	4,749,025	19,095,019
405 - 2014 Sales Tax	502,814	5,975,772
404 - 2008 Streets Temporary Sales Tax	13,011	19,073
402 - 2006 Special Extended Sales Tax	1,000	14,175
TOTAL \$	8,557,264	\$ 32,570,018

II. Expenditures in Other Funds

Fund	October	Fiscal Year to Date Thru October
401 - 2001 Sales Tax	-	-
429 - 2024 GO Bond	2,295,918	8,027,709
428 - 2020 GO Bond	1,336,480	3,730,538
427 - 2014 GO Bond	718,663	1,256,683
426 - 2008 GO Bond	-	-
425 - 2005 GO Bond	-	-
TOTAL \$	4,351,061	\$ 13,014,931

III. Items for the City Council's Attention

- A. Monthly Financial Reports
- B. STOC Committee and Subcommittee Minutes and Reports

IV. Attachments

- A. Attendance Record for the last 12 months
- B. STOC Committee and Subcommittee Minutes and Reports

Respectfully submitted,

Ashley R. Webb, Chair

Attachments

cc: Christy Basgall
Jarrod Moore
Jake Epp

MAJOR CAPITAL IMPROVEMENTS CONSTRUCTION FUNDS SUMMARY

As of October 31, 2024

	CURRENT		EXPENDITURES		ENCUMBERED/ COMMITTED	PERCENT	BALANCE
	APPROPRIATIONS		Current Month	Life To Date			
Fund 401 and Fund 403							
2001 Third Penny Sales Tax and 2006 Advance Funded Sales Tax	\$ 112,613,794	\$	-	\$ 112,597,047	\$ -	100%	\$ 16,746
Fund 402							
2006 Third Penny Sales Tax Extension	\$ 273,274,569	\$	1,000	\$ 266,223,622	\$ 592,293	98%	\$ 6,458,655
Fund 404							
2008 Sales Tax Special Temporary Streets Fund	\$ 149,658,132	\$	13,011	\$ 145,338,831	\$ 120,709	97%	\$ 4,198,592
Fund 405							
2014 Sales Tax Fund	\$ 580,368,725	\$	502,814	\$ 443,545,405	\$ 57,174,934	86%	\$ 79,648,386
Fund 406: 4000							
2016 Sales Tax Fund	\$ 399,171,895	\$	4,749,025	\$ 305,410,584	\$ 3,345,919	77%	\$ 90,415,392
Fund 406: 4001, 4003, 4004							
2016 Revenue Bond Fund	\$ 350,600,000	\$	238,837	\$ 330,670,085	\$ 12,029,567	98%	\$ 7,900,348
Fund 409							
2020 Sales Tax Fund	\$ 148,806,112	\$	3,052,577	\$ 82,009,535	\$ 8,861,794	61%	\$ 57,934,783

MAJOR CAPITAL IMPROVEMENTS CONSTRUCTION FUNDS SUMMARY

As of October 31, 2024

	CURRENT	EXPENDITURES		ENCUMBERED/			
Fund 429							
2024 General Obligation Bonds	\$ 141,350,000	\$ 2,295,918	\$ 14,006,591	\$ 29,749,940	31%	\$ 97,593,469	
Fund 428							
2020 General Obligation Bonds	\$ 89,465,000	\$ 1,336,480	\$ 46,881,131	\$ 17,835,164	72%	\$ 24,748,705	
Fund 427							
2014 General Obligation Bonds	\$ 271,038,081	\$ 718,663	\$ 244,829,195	\$ 11,171,294	94%	\$ 15,037,592	
Funds 426							
2008 General Obligation Bonds	\$ 231,103,878	\$ -	\$ 229,760,841	\$ 1,048,941	100%	\$ 294,096	
Funds 425							
2005 General Obligation Bonds	\$ 75,966,289	\$ -	\$ 74,903,455	\$ 1,049,825	100%	\$ 13,009	
Fund 740: 7401-7408							
TMUA--Water Capital Fund	\$ 311,000,739	\$ 2,332,960	\$ 291,382,513	\$ 8,982,232	97%	\$ 10,635,994	
Funds 750: 7501-7522							
TMUA--Sanitary Sewer Capital Funds	\$ 269,478,865	\$ 2,661,889	\$ 215,704,734	\$ 27,108,673	90%	\$ 26,665,458	

STOC

Sales Tax Overview Committee

MINUTES
Sales Tax Overview Committee Meeting
September 24, 2024, 8:00 a.m.
1211 W 36th St N, Tulsa OK

The Sales Tax Overview Committee met for the regular monthly meeting at 8:18 a.m. on September 24, 2024.

I. Call to Order

Ashley Webb called the meeting to order at 8:18 a.m.

The following members were present:

Charles Wilkes	Linda Jenkins	Sylvia Powell
Brett Friesen	Ashley Webb	Kathy Sebert
Matt Meyer	James Deming	Deborah McKinney
Scott Grizzle	Paul Hassink	Pamela Amburgy

The following members were not present:

Scott Asbjornson	Jeffery Covington	Steve King
Jennifer White	Maia Treleaven	Mareo Johnson

Also present:

Anne Boyd	Jake Epp	Chris Havenar	Karen Gillis
Mary Womble	Jeff Edwards	Lt. Nick Cory	Byron L. Barnhart
Capt. Shellie Seibert			

II. Approval of Minutes

The minutes for the August meeting were read. Deborah McKinney approved the minutes and Pamela Amburgy seconded. The motion carried.

III. Chair's Report

Ashley Webb reported that the Chair Report went well. Mr. Webb talked about the new Tulsa Animal Shelter ground-breaking and rebranding. It has been rebranded as the

STOC

Sales Tax Overview Committee

Tulsa Animal Services. Ashley Webb mentioned that there was a dip in the City of Tulsa sales tax revenue for August and the City of Tulsa is still under the adopted budget for the new fiscal year.

IV. Committee Reports

A. Vision

Jeff Edwards spoke on the popularity Williams Crossing and the Zink Dam. There have been issues with the wave park, mainly by people who do not know how to properly use the water features. The wave park is a new adventure park for Tulsa, River Parks is trying to educate people on how to properly use the wave park water feature through their social media pages. An article about the Zink Dam wave park was featured in the London Times with a local surfer. This week a travel agent from Australia will be coming to Tulsa to write about the Wave Park. The Wave Park has been quoted by several surfers as the best man-made surfing wave in the United States.

B. Public Safety

Lt. Nick Cory reported on the new Tulsa Police Airbus Helicopter and the progress of the new helicopter hanger being currently built. Lt. Cory stated that the new helicopter hanger was schedule and that there are plans to be moved into the new Helicopter hanger during the first quarter of 2025. The old 2013 Airbus was sold last year to help cover some of the cost of the new H1-2025 Airbus helicopter. The new Airbus was a five-million-dollar investment for the Tulsa Police Department. It has a high-definition thermal imaging camera, a map lay-over that shows addresses and who a property belongs to.

C. Parks

Report was read and accepted.

D. Transportation

Report was read and accepted.

E. Financial

The September collections were \$10.1M which is about 0.2 percent above budget. Current sales tax collections are about 0.2 percent ahead of budget for the year to date.

VI. Unfinished Business

There was no unfinished business.

VIII. New Business

A. Chair Presenters

Date	Presenter	Backup
------	-----------	--------

STOC

Sales Tax Overview Committee

Oct 9
Nov 6

Ashley Webb
Ashley Webb

Linda Jenkins
Kathy Sebert

11/6, 12/4

B. Vote on Annual Report

Ashley Webb informed the STOC members names would appear in the City of Tulsa water bill in November along with a list and link of completed projects for that year. The recording secretary forgot to include a printed copy of the STOC report into the printed-out reports. The STOC members agreed to accept the report the way it was with the exception of the names of the members being listed by District order. Pamela Amburgy accepted the report and Linda Jenkins seconded the motion. There was no opposition, and the vote carried unanimously.

IX. Adjournment

Motion to adjourn was made by Sylvia Powell and seconded by James Deming. Adjournment at 8:58.

Ashley Webb, Chair

Kathy Sebert, Vice Chair





FINANCIAL REPORT TO CITY COUNCIL

Wednesday, October 9, 2024

I. Financial Report

Revenue: 2016 Vision 0.805 Percent and 2020 Sales Tax 0.45 Percent Sales Tax Funds

	Fiscal Year to Date	
	August	Thru August
Actual	\$ 10,181,109	\$ 20,260,497
Adopted Budget - Current Year	10,047,711	20,386,278
Actual vs Budget	\$ 133,398	\$ (125,781)

Expenditures

Fund	August	Fiscal Year to Date Thru August
409 - 2020 Sales Tax	\$ 1,315,884	\$ 2,205,756
4001, 4003, 4004 - Tulsa Vision Rev Bonds	1,786,006	60,608
4000 - Tulsa Vision Sales Tax	4,813,049	9,533,658
405 - 2014 Sales Tax	2,334,148	1,492,461
404 - 2008 Streets Temporary Sales Tax	-	-
402 - 2006 Special Extended Sales Tax	38,202	38,202
TOTAL \$	10,287,289	\$ 13,330,685

II. Expenditures in Other Funds

Fund	August	Fiscal Year to Date Thru August
401 - 2001 Sales Tax	-	-
429 - 2024 GO Bond	3,162,581	2,876,363
428 - 2020 GO Bond	1,661,287	609,781
427 - 2014 GO Bond	1,523,638	228,079
426 - 2008 GO Bond	-	-
425 - 2005 GO Bond	-	-
TOTAL \$	6,347,506	\$ 3,714,223

III. Items for the City Council's Attention

- A. Monthly Financial Reports
- B. STOC Committee and Subcommittee Minutes and Reports

IV. Attachments

- A. Attendance Record for the last 12 months
- B. STOC Committee and Subcommittee Minutes and Reports

Respectfully submitted,

Ashley R. Webb, Chair

Attachments

cc: Christy Basgall
Jarrod Moore
Jake Epp

MAJOR CAPITAL IMPROVEMENTS CONSTRUCTION FUNDS SUMMARY

As of August 31, 2024

	CURRENT		EXPENDITURES		ENCUMBERED/		
Fund 429							
2024 General Obligation Bonds	\$ 87,610,000	\$ 3,162,581	\$ 8,750,402	\$ 7,946,901	19%	\$ 70,912,696	
Fund 428							
2020 General Obligation Bonds	\$ 89,465,000	\$ 6,023,845	\$ 43,691,768	\$ 11,116,744	61%	\$ 34,656,488	
Fund 427							
2014 General Obligation Bonds	\$ 271,038,081	\$ 2,417,319	\$ 243,456,449	\$ 8,145,718	93%	\$ 19,435,914	
Funds 426							
2008 General Obligation Bonds	\$ 231,103,878	\$ -	\$ 229,760,841	\$ 1,048,941	100%	\$ 294,096	
Funds 425							
2005 General Obligation Bonds	\$ 75,969,082	\$ -	\$ 74,903,455	\$ 1,049,825	100%	\$ 15,802	
Fund 740: 7401-7408							
TMUA--Water Capital Fund	\$ 311,000,739	\$ 4,221,115	\$ 288,636,895	\$ 8,634,342	96%	\$ 13,729,502	
Funds 750: 7501-7522							
TMUA--Sanitary Sewer Capital Funds	\$ 269,478,865	\$ 5,645,566	\$ 211,655,110	\$ 19,284,441	86%	\$ 38,539,314	

MAJOR CAPITAL IMPROVEMENTS CONSTRUCTION FUNDS SUMMARY

As of August 31, 2024

	CURRENT		EXPENDITURES		ENCUMBERED/ COMMITTED	PERCENT	BALANCE
	APPROPRIATIONS		Current Month	Life To Date			
Fund 401 and Fund 403							
2001 Third Penny Sales Tax and 2006 Advance Funded Sales Tax	\$ 112,613,794	\$ -	\$ 112,597,047	\$ -	100%	\$ 16,746	
Fund 402							
2006 Third Penny Sales Tax Extension	\$ 273,274,569	\$ 38,202	\$ 266,211,962	\$ 31,074	97%	\$ 7,031,534	
Fund 404							
2008 Sales Tax Special Temporary Streets Fund	\$ 149,658,132	\$ -	\$ 145,319,759	\$ -	97%	\$ 4,338,373	
Fund 405							
2014 Sales Tax Fund	\$ 580,368,725	\$ 2,334,148	\$ 439,036,511	\$ 42,287,231	83%	\$ 99,044,983	
Fund 406: 4000							
2016 Sales Tax Fund	\$ 399,171,895	\$ 4,813,049	\$ 295,276,968	\$ 4,094,826	75%	\$ 99,800,102	
Fund 406: 4001, 4003, 4004							
2016 Revenue Bond Fund	\$ 350,600,000	\$ 1,786,006	\$ 329,861,391	\$ 4,048,116	95%	\$ 16,690,493	
Fund 409							
2020 Sales Tax Fund	\$ 148,806,112	\$ 1,315,884	\$ 77,085,044	\$ 9,048,951	58%	\$ 62,672,117	

Sales Tax Overview Committee



SALES TAX OVERVIEW COMMITTEE

12-Month Attendance Record

Oct-24

Member	Expires	District	Jan-24	Feb-24	Mar-24	Apr-24	May-24	Jun-24	Jul-24	Aug-24	Sep-24	Oct-24	Nov-23	Dec-23	# Attended	# Possible	Comments
Wilkes, Charles	Dec-26	1	A	P	P	A	P	P	P	P	P	A	A	A	7 of 12		
Jenkins, Linda (Secretary)	Dec-24	1	A	P	P	P	P	P	P	P	P	P	P	P	11 of 12		
Asbjornson, Scott	Dec-26	2	P	P	A	A	P	P	A	A	A	A	NM	P	5 of 11		as of Dec. 23
Powell, Sylvia	Dec-24	2	P	P	P	A	P	A	P	P	P	A	P	A	8 of 12		
Friesen, Brett	Dec-26	3	NM	NM	NM	NM	NM	P	P	P	P	OC	NM	NM	4 of 5		as of 6/24
Vacant	Dec-24	3	NM	NM	NM	NM	NM	NM	NM	NM	NM	NM	NM	NM	0 of 0		
Vacant	Dec-26	4	NM	NM	NM	NM	NM	NM	NM	NM	NM	NM	NM	NM	0 of 0		
Webb, Ashley (Chair)	Dec-24	4	P	P	P	P	P	P	P	P	P	P	P	P	12 of 12		
Sebert, Kathy (Vice-Chair)	Dec-24	5	P	P	P	P	P	P	P	P	P	P	P	P	12 of 12		
Covington, Jeff	Dec-24	5	A	A	A	A	A	A	A	A	A	A	A	A	0 of 12		
Treleaven, Maia	Dec-26	6	A	P	P	A	P	A	A	P	A	P	P	P	7 of 12		as of Aug. 2023
Vacant	Dec-26	6	NM	NM	NM	NM	NM	NM	NM	NM	NM	NM	A	A	0 of 2		
Meyer, Matt	Dec-26	7	P	P	P	P	P	P	P	P	P	P	P	P	12 of 12		
Deming, James	Dec-24	7	NM	P	P	P	P	P	A	P	P	P	NM	NM	8 of 9		
McKinney, Deborah	Dec-26	8	P	P	P	P	P	A	P	P	P	A	P	P	10 of 12		as of Sep 23
King, Steve	Dec-24	8	P	P	P	P	P	P	P	A	A	P	P	P	10 of 12		
Grizzle, Scott	Dec-26	9	P	P	P	P	P	P	P	P	P	P	P	P	12 of 12		
Hassink, Paul	Dec-24	9	P	P	P	P	P	P	P	P	P	P	P	A	11 of 12		
Amburgy, Pamela	Dec-26	M	P	A	P	A	P	P	A	P	P	P	P	P	9 of 12		
White, Jennifer	Dec-24	M	P	P	P	P	A	P	A	A	A	P	A	A	6 of 12		as of Jul 23
Johnson, Mareo	Dec-26	M	A	A	P	A	P	P	A	P	A	A	A	P	5 of 12		
Members Present			11	14	15	10	15	14	11	14	12	11	11	11			

A = ABSENT
P = PRESENT
NM = NO MEMBER APPOINTED
OC = OUT OF COUNTRY
OT = OUT OF TOWN on Business

Prepared by City of Tulsa
Department of Finance
Budget & Planning Division
Capital Planning Section

SALES TAX OVERVIEW COMMITTEE

2025 MEETING SCHEDULE

STOC (Fourth Tuesday)	CHAIR'S REPORT TO COUNCIL (First Wednesday)	PUBLIC SAFETY AND PARKS Subcommittee (Second Thursday)	TRANSPORTATION/ STORMWATER/ WATER/SEWER Subcommittee (Second Friday)	VISION Subcommittee (Third Thursday)
January 28	January 8	January 9	January 10	January 16
February 25	February 5	February 13	February 14	February 20
March 25	March 5	March 13	March 14	March 20
April 22 (1)	April 2	April 10	April 11	April 17
May 27 (2)	May 7	May 8	May 9	May 15
June 24	June 4	June 12	June 13	Cancelled
July 22	July 2	July 10	July 11	July 17
August 26	August 6	August 14	August 15	August 21
September 23(3)	September 3	September 11	September 12	September 18
October 28	October 1	October 9	October 10	October 16
November 18	November 5	November 13	November 14	Cancelled
December 16	December 3	December 11	December 12	December 9
<u>OFFICERS</u> Ashley Webb, Chair Kathy Sebert, Vice Chair Linda Jenkins, Secretary	<u>OFFICERS</u> J. Cue, Chair P. Larkin, Vice Chair Lori Doring, Secretary			
8:00 A.M. One Technology Center 175 East 2nd 10-South 10 th Floor	5:00 P.M. One Technology Center 175 East 2 nd Council Chamber 2 nd Floor	8:00 A.M. Teleconference	8:00 A.M. Teleconference	4:00 pm Teleconference

(1) Nomination of Officers

(2) Election of Officers

(3) Approval of Annual Report

City Offices are closed due to holiday on the following dates in 2024: NEW YEARS 01/01/25; MARTIN LUTHER KING DAY 01/20/25; GOOD FRIDAY 04/18/25; MEMORIAL DAY 05/26/25; JUNETEETH 06/19/25; INDEPENDENCE DAY 07/04/25; LABOR DAY 09/01/25; VETERANS DAY 11/11/25; THANKSGIVING 11/27/25 and 11/28/25; CHRISTMAS 12/24/25 and 12/25/25.

Please notify Budget and Planning Division, Office Administrator, Staff Recording Secretary, of any changes or corrections. Phone: 918-596-2605

Public Safety and Economic Development

Attendees:

Kathy Sebert

Charles Wilkes

Joseph Hassink

Linda Jenkins

Ashley Webb



INTEROFFICE CORRESPONDENCE

TO: Sales Tax Oversight Committee (STOC)
FROM: Dennis Larsen, Chief of Police
DATE: November 4, 2024
SUBJECT: Tulsa Police Fleet Activity

Fiscal Year 2024-Fleet Vehicles

Fifty-eight (58) new Ford Police Interceptor Utilities were ordered and all fifty-eight (58) have been received, (57) have been outfitted, and are in service. One (1) is still being outfitted.

Fiscal Year 2024/25-Fleet Vehicles

Fifty-six (56) new Ford Police Interceptor Utilities have been ordered, fifteen (15) have been received, one (1) has been placed into service, and fourteen (14) are being outfitted.

Eight (8) undercover Ford F150s have been ordered, all eight (8) have been received and seven (7) have been placed in service. One (1) is still being outfitted.

Air Support Helicopters

Both Police 1 and 2 are fully operational.

- Police 1-Tail number N901TP, 2023 Airbus H125
- Police 2-Tail number N302TP, 2023 Airbus AS350B3

DL:jp

**Tulsa Fire Department
Sales Tax/Bond Projects Report
11/4/2024**

Mike Mallory
Physical Resource Chief
Office 918-596-1230
Mobile 918-527-0262
mmallory@cityoftulsa.org

Eight Engines

P.O. 221308

Combined Total of 7,210,986.16 Funded by ARPA

Seven of the eight Engines have successfully been placed into service. Engine 15, the apparatus that was damaged in transit to Tulsa, has been repaired and delivered to Conrad Fire Equipment for pre-delivery inspection (PDI). If all goes well, it should be placed into service by the end of December.



Two Aerials

P.O. 221309

Combined Total of \$3,077,455.08 Funded by ARPA and IOT-2

Both Ladders have been prepared for service and are being used for operator training. Manufacturers Statement of Origin (MSO)s are expected to be received within the next week or two. Once received, the vehicles will be licensed and placed into service.



Technical Heavy Rescue

P.O. 232194

Estimate \$2,006,959.45

Funded by SAFER savings

Delivery is expected in February of 2026. No new activity.

Extended Cab Air Trucks

P.O. 232195

Estimated Total \$689,858.66

Funded by SAFER savings

Two F-550 extended cab 4x4 mini-rescue body Air Trucks.

Delivery is expected in December 2025. No new activity.

HazMat Air Truck (Small)

P.O. 240318

Estimate \$367,274.41

Funded by IOT-2

One F-550 crew cab 4x4 mini-rescue body HazMat Air Truck

Delivery is expected in June 2026. No new activity.

Four Stock Engines

Requisition 20241097

P.O. 241130

Combined Estimate \$3,629,403.04
SAFER savings

Funded by IOT-2 plus \$906,036.94 from

Pierce Enforcer Cab Pumpers without equipment

Awaiting a P.O. 241130

Expected delivery December 2024

The manufacturing facility in Bradenton, FL was not seriously damaged by the recent hurricane and the apparatus were not harmed. The first apparatus appears to be

capable of being driven. The second looks like it will have the cab and fire body installed in the next few days and the other two are in early phases of construction. All four will likely be ready for final inspection in mid to late December.

Stock Mid-Mount Aerial Platform

Requisition 20241088

P.O. 241128

Estimate \$2,160,811.97

Funded by IOT-2

Pierce Enforcer Cab 100-ft. mid-mount aerial platform

The apparatus is being prepared for service and we are awaiting delivery of the MSO for placement into service.





CITY EXPERIENCE
City Design Studio

DATE:

November 12, 2024

To: STOC

From: Department of City Experience - City Design Studio, Mary Womble, AIA

Subject: Public Safety Project Updates

1. Project No. 067520, 040430-7, and CP 23-13

Project Name: 815 S. Riverside Drive
Location: 815 S. Riverside Drive
Representative: Blake Ewing and Ellen Ray, COT
Total Funding: \$6,500,000 original funding (\$5M Vision 2025, \$1.5M Sales Tax)
Available Funding: \$4,903,968.71 (sales tax)
Design Firm(s): TBD
Contractor: TBD
Start Date: TBD
Anticipated Completion: Varies by project - TBD

- New efforts to develop site began fall 2023 via stakeholder engagement.
- Roadside Attraction RFP 24-327 (public art) - \$250,000 budget
 - Mayor signed on selected artist (Ken Kelleher), award made on 08.22.24
 - Neighborhood event held with Riverview to discuss process on 09.10.24 and landed on a final concept with Cry Baby Hill organizers with additional local iconography.
 - Contract with artist routing for approval 11.08.24
- Interactive Technology RFP 25-900 - up to \$300,000 budget
 - Up to 20 site-specific digital installations to be installed along Route 66 corridor
 - Technology consulting team to consist of product development and curatorial content/research expertise
 - Proposals received 09.04.24 - forming review panel to select team
 - Met with Visit Tulsa 10.01.24 to discuss long-term marketing and operational plan.
- Commercial Development RFP 24-925 - up to \$4.5 available in incentives
 - RFP issued 04.29.24, 4 responses received following 07.24.24 due date.
 - Sharp Development selected for Palmera vision - boutique recreation of vintage auto court motels. **Project kickoff held 10.14.2024.**
 - Sharp proposal only requested \$2.5M of incentive funding, leaving more dollars available for site improvements.
 - **Contract in development 11.08.24.**

2. Project No. 065100

Project Name: Misc. Electrical, Mechanical Services Citywide
Representative: Mary Womble, COT
Available Funding: \$50,406.99 - Contract 32622



CITY EXPERIENCE
City Design Studio

Design Firm(s): \$25,000 - Contract 136276
Cyntergy

- Funds to be expended as need arises, on-call citywide services

3. Project No. 065100, Contract 31

Project Name: Misc. Structural Engineering Services Citywide
Representative: Mary Womble, COT
Available Funding: \$75,000 - Contract 136289
\$47,825.59 - Contract 32622
Design Firm(s): Wallace Design Collective (by on-call selection)

- Funds expended as need arises, on-call citywide services

4. Project No. CP 24-24

Project Name: CCP (Civic Center Parkade) Elevator Modernization
Representative: Angela Eytcheson, COT
Total Funding: \$ 1,350,000
Design Firm(s): Cyntergy (by on-call selection)
Contractor: TBD
Start Date: TBD

- Modernization of CCP elevators by Cyntergy and Lerch Bates, elevator consultant
- Interim repairs by KONE week of 11.03.24 repaired 1 elevator.
- Lerch Bates site report received 10.31.24 indicated elevators over life-expectancy – moving forward with emergency repairs through Purchasing.
- Elevator vendors to provide quotes after site visit 11.12.24.

5. Project No. SP 22-12A: Municipal Courts Building ADA and SP 22-12B: OTC ADA

Project Name: ADA Transition Plan - Buildings
Representative: Max Wells, COT
Total Funding: \$ 1,275,000
Design Firm(s): GH2
Contractor: Magnum Construction (\$734,856.00)
Start Date: 08.05.24

- Scope includes 90% exterior work at Courts, and 2 OTC packages
- Work began at OTC week of 09.09.24.
- OTC restroom partition hinge replacement and door closer adjustments complete.
- Drinking fountain adjustments complete. 11.12.24
- Concrete joint repairs in Police Courts Plaza complete. 11.12.24
- Ramp & finishes at OTC 10th floor working. 11.12.24

6. Project No. 145400



CITY EXPERIENCE
City Design Studio

Project Name: Public Facilities - Roofing, project numbers below
Representative: Max Wells, COT
Total Funding: \$ 3,000,000.00
Design Firm(s): Cyntergy, LLC, & SGA Design Group, PC

- Lacy Rec Center (SP 21-2)
 - Project complete 03.05.24
- TFD Station #23 & #25 (SP 17-17, SP 17-18)
 - Record Documents ready for archiving. 11.12.24

7. Project No. SP 21-1

Project Name: PAC Renovations, Phase 2 Office Renovations
Representative: Max Wells, COT
Design Firm(s): Beck Design
Contractor (s): Magnum Construction
Start Date: 09.19.23
Completion Date: TBD

- Awaiting final pay to Contractor. 11.12.24

8. Project No. 16-1-1453XX

Project Name: PAC Renovations
Representative: Mary Womble, COT
Available Funding: \$ 186,694.12 (balance of CEI Contract)
Design Firm(s): Matrix (closed business late 2022)
Contractor: CEI, new contractor to be selected
Start Date: TBD
Scheduled Completion: TBD

- City filed suit in June 2022 - Case No. CJ-2020-2561
- City refiled suit against CEI in August 2023 - new Case No. CJ-2023-2334
- Full inspection of most items (211+ items) with cost estimate report prepared by third-party architect and was received 07.12.24.
- City legal meeting with mediator on a weekly basis to discuss as of 11.12.24.

9. Project No. 170055

Project Name: Tulsa Fire Department Facilities - Rehabilitate garage, training center, storage and supply at 1760-1790 New block Drive, HVAC and external building repairs
Representative: Max Wells, COT
Total Funding: \$ 2,000,000

1836 * 1898

TUL * USA



CITY EXPERIENCE
City Design Studio

Available Funding: \$ 1,757,000
Design Firm(s): BKL

- Partial design completed 08.11.23, then project halted, TFD to move to Public Safety Center with IOT3 funding. (08.11.23)

10. Project No. 146120

Project Name: Tulsa Police Department, Uniform Divisions Renovations - Gilcrease and Riverside Divisions
 Representative: Max Wells, COT
 Total Funding: \$3,000,000 plus \$300,000 ADA funding
 Available Funding: \$ 2,609,000 plus \$300,000 ADA funding
 Design Firm(s): BKL
 Contractor: **Magnum Construction (\$2,233,072.00)**
 Start Date: TBD
 Scheduled Completion: TBD

- **Award of Bid and Construction Contract to Magnum Construction. \$2,233,072.00**
- **Preconstruction Conference scheduled for 11.18.24**

11. Project No. 145500

Project Name: Animal Shelter Expansion, Phase 1 & 2
 Representative: Max Wells, COT
 Total Funding: \$ 13,884,552.29 (\$2,750,000 - IOT1; \$2,080,000 - IOT2; \$500,000 - ARPA County; \$2,500,000 - ARPA City; Supplemental Appropriation Budget Amendment - \$6,100,000; \$44,532.29 Transfer from Ventilation project; Crematorium - \$89,980)
 Available Funding: \$ 13,884,552.29
 Design Firm(s): GH2
 Construction Manager: Timberlake Construction
 Start Date: TBD
 Scheduled Completion: TBD

- Groundbreaking held 9.18.24.
- **Project Design Engineers working with W&S Dept to obtain easement for sanitary sewer line along 36th Street North to existing SS main, will not affect building permit approvals.**
- Building Permit: Plan review ongoing, 11.12.24
- **Preconstruction Conference pending once building permit is received.**

12. Project No. 146110

Project Name: Police Academy Renovation / Police Courts / Compstat Building Phase II: Elevators, building envelope and roofing
 Representative: Thomas Chandler, COT
 Total Funding: \$ 4,004,000
 Available Funding: \$ 1,096,000

1836 * 1898

TUL * USA



CITY EXPERIENCE
City Design Studio

Design Firm(s): BKL
Contractor: Various

- Work on hold due to new Public Safety Center project (05.08.24)

13. Project No. SP 16-10-1400XX

Project Name: EMD Facilities Maintenance & Upgrades
Representative: Thomas Chandler, COT
Available Funding: Project 140070: \$144,000 balance
Available Funding: Project 140080: \$820,000 balance
Design Firm(s): BKL and Cyntergy

- Work ongoing for various projects as maintenance needs arise (11.08.24)

14. Project No. SP 21-5, 2234B00006

Project Name: Citywide Public Facilities - Roofs
Representative: Max Wells, COT
Total Funding: \$ 2,400,000
Available Funding: \$ 400,000
Design Firm(s): GH2, BKL, JCJ
Contractor: Lowry

- Reed Park Roof Replacement (SP 23-6)
 - 95% Design review meeting held 08.08.24
 - **Consultant responding to design issues. Under review. 11.12.24**
- East Yard Water Distribution Satellite Office Roof (SP 22-14)
 - Substantial Completion Inspection held 09.23.24.
 - **Project Substantially Complete 11.08.24.**
 - **Contractor & City Security Vendor (DIGI) working on card readers reinstallation.**
- AB Jewell Maintenance Roof Replacement (SP 21-7)
 - Construction began 07.08.24.
 - Project near complete as of 11.06.24. Contractor correcting areas of ponding.
 - **Contractor's proposed cost for ponding corrections: \$48,140.78**
 - **Proposed cost rejected. Project is Substantially complete with minor punchlist items. Final Payment working. 11.12.24**

15. Project No. 2234B00008, SP 22-02, R2

Project Name: OTC and TAEO - Parking Garage Repairs
Representative: Mary Womble, COT
Total Funding: \$ 1,000,000
Available Funding: \$ 275,000
Design Firm(s): Wallace Design Collective

1836 * 1898

TUL * USA



CITY EXPERIENCE
City Design Studio

Contractor: Impact

- Final closeouts received 07.12.24

16. Project No. 2234B00024

Project Name: Citywide Public Facilities Rehab / Repair
 Representative: Thomas Chandler, COT
 Total Funding: \$ 7,000,000
 Available Funding: \$ 2,610,000

- Work for various projects as maintenance needs arise

17. Project No. 147150

Project Name: Greenwood Cultural Center Facility Rehabilitations
 Representative: Angela Eytcheson, COT
 Total Funding: \$ 5,340,000 - IOT2
 Consultant(s): JCJ / Moody Nolan Architects
 Design Fees: \$128,459.76 (Master Plan) + \$565,076.80 (Design) = \$693,536.56

- Master Plan phase report submitted 10.18.22, budget approximately \$2M+ over,
- The Greenwood Cultural Center Board privately contracted with the Consultant to perform an expanded Master Plan for their fundraising process: 12 weeks (09.15.23 to 12.08.23)
- Expanded scope concept drawings and cost estimate received 01.12.24 resulted in a \$27.9 million budget gap.
- Several meetings held in 2024 to discuss direction of project.
- **GCC Board held meeting 10.16.24 and voted to move forward with City-only funds with no additional fundraising for this phase of the project.**
- **Project re-kicked off / re-started 10.29.24.**
- **Consultant sent preliminary revised plans 10.31.24, comments sent to consultant 11.08.24 to revise.**

18. Project No. CP 23-10

Project Name: Public Safety Center
 Representative: Mary Womble, COT
 Total Funding: \$63,500,000 (\$45M PSC, \$16M Maintenance Facility)
 Available Funding: \$ 45,000,000 (Allocated November 4, 2024)
 Design Firm(s): Narrate
 CMAR: TBD
 Start Date: TBD
 Scheduled Completion: TBD

- **Amendment with Narrate on 11.13.24 PCSSC for pre-design services.**
- **Building purchased, closed 11.05.24**
- **CMAR (Construction Manager at Risk) LOI/SOQ submittals due 01.09.25.**

1836 * 1898

TUL * USA



CITY EXPERIENCE
City Design Studio

19. Project No. 147150

Project Name: Tulsa Zoo Carnivores and African Wilds
 Representative: Mary Womble, COT
 Total Funding: \$8,000,000 (2014 Sales Tax) + \$20,920,000 (Private funding) =
 \$ 28,920,000
 Available Funding: \$ 8,000,000
 Design Firm(s): WDM (contracted with TZMI)
 CMAR: Nabholz
 Start Date: TBD
 Scheduled Completion: TBD

- 81% of funds have been raised by TZMI.
- Reimbursement CPA (Capital Projects Agreement) between TZMI and COT
- **Phase 1 bids due for \$8M of City funds open 11.21.24.**

20. Project No. CP 24-20

Project Name: Tulsa Zoo Rainforest HVAC and Electrical Upgrades
 Representative: Angela Eytcheson, COT
 Total Funding: \$ 8,550,000
 Available Funding: \$ 8,000,000 (+ \$550,000 future funding, IOT3)
 Design Firm(s): EDA-FKI Engineers (contracted with TZMI)
 Contractor: TBD
 Start Date: TBD
 Scheduled Completion: TBD

- AAON is donating HVAC units
- 100% drawing and spec markups sent **10.31.24** for consultant to revise, waiting for consultant to re-submit plans and specs for final review before bidding.

21. Project No. CP-xx

Project Name: Tulsa Zoo Entrance and Parking Improvements
 Representative: Mary Womble, COT
 Total Funding: \$ 6,000,000
 Available Funding: \$ 600,000 (\$600,000 FY25 + \$5,400,000 FY26, IOT2)
 Design Firm(s): TBD
 Contractor: TBD
 Start Date: TBD
 Scheduled Completion: TBD

- Fundraising by TZMI in progress, this project will start after Carnivores & African Wilds project is further along and balance of City funding is received in July 2026. (10.07.24).

1836 * 1898

TUL * USA

	B	C	D
1	VISION TULSA - PROJECT ACTIVITY / NEXT STEPS 11.07.24		
2	PROJECT - Economic Development	COST	COMMENTS AND NEXT STEPS
3	Arkansas River Infrastructure & Amenities (City of Tulsa Share)		
4	Zink Lake and Related Amenities		- Project coordination team: CH2 (Jacobs), GKFF, MVVA, Holly Frontier, AEP/PSO, LandPlan, INCOG, City, River Parks, Crossland, Parks and Recreation Dept, and PMG.
5	Low-Water Dam with Recreational Gates & Flume	\$48,000,000	- Crossland Construction Company - Construction time frame is 1388 days of 1460 days, Start 10.19.20 - As of 09.30.24: \$44,545,008.19; 105.1% billed; 95.07% time - Dam and flume substantial completion 08.30.24; - Big Dam Party held 08.30.24 - 09.02.24 - O&M manuals being worked on by Jacobs; - Schedule for finalization and punchlist will be developed once all items are noted - Work underway - east bank flume tuning block anchoring since 10.22.24, east bank access road removal begins 11.04.24; Portland Loo winterization is underway; trees planted in 23rd Street parking lot; final sod ongoing; handrails for kayak launch ramp planned to be complete mid-December; work continuing on inclinometer cable solution; connectors in process and cables will follow; punch list development and walk through week of 10.28.24. - ONGOING
6	New Pedestrian Bridge	\$15,000,000	- Design Team: SBP, MVVA, GKFF, and River Parks - City identified funding sources for Tier 1: \$24.4 million (\$15 million Vision funding + \$9.4 Sales tax funding), Tier 2: \$3 million identified in savings in 2005 and 2008 funding packages. Tier 3: GKFF is reporting \$7 million raised. - As of 10.10.24: 96.6% billed, Final payment pending. - Bridge operation and maintenance agreement terms agreed to and forwarded to FDL for signature by RPA. PENDING - Bridge is substantially complete; - Additional bike lane demarcation studs are being manufactured in England; - East bank restoration will be finalized once construction access road removed. ONGOING
7	Mitigation, Bank Stabilization & Outfall Protection for Dam		- Complete
8	South Tulsa/Jenks Lake and Related Amenities	\$64,214,000	- Vision Tulsa: MOU EXECUTED, Other partners to contribute \$32,862,000 for the project. - Focus has been the opening of Zink Lake and amenities. - Once Zink Lake and amenities are complete, Stormwater Design (W&S Dept) will initiate next steps to start design phase on this dam; - Design team is Jacobs, Black & Veatch, environmental permitting consultation with PMg; City Project Manager Veronica Page; and City Project Director Brooke Caviness. Public outreach will be coordinated through DCE. PENDING
9	Low-Water Dam and Pedestrian Bridge		- \$8.3 million for land acquisition includes land for trail to Cousins Park. NO CHANGE
10	East Bank Park, Boat Dock, and Abutment Improvements		
11	Vensel Creek Park and Boat Dock		
12	East Bank Trail Connection from Low-Water Dam to Vensel Creek		
13	Mitigation, Bank Stabilization & Outfall Protection		
14	Turkey Mountain Urban Wilderness	\$7,600,000	- Acquisition of property: \$5,490,928.25 - Turkey Mountain Master Plan components: \$2,109,071.75 - ODOT has executed sale contract for westerly parcel and portion of next parcel for \$1,388,777. > Vision Tulsa Turkey Mountain reimburse: \$527,476.20 > Water Capital Program for redesign: \$400,300.00 > Land appraisal increase since purchase: \$461,800.80 to be determined where these funds will be deposited (Mayoral policy says Asset Management) per Finance. - 71st Street Trail Improvements - Advertise delayed from April 2023 to Fall 2024 . RAISE grant trail extensions and improvements to 71st and Elwood intersection associated with development (REI and Sprouts) need to be incorporated in improvements to the south side of Turkey Mountain. Agreement with REI developer in process with Mayor's office of Economic Development; - New parking lot for trail head on Placerder property is being constructed with ARPA funds from City and portion of reimbursement above. Project advertised end of September. Bid opening 11.15.24. - Paving the existing gravel lot at Elwood and West 61st Street is advertised with the above project with funding above and is supplemented with Tulsa County ARPA funding. PENDING - Once ODOT check is received, transfer and/or lease documents for City purchased property to be entered into with RPA. PENDING
15	Levee District #12 Rehabilitation - Local Matching Funds	\$5,000,000	1) USACE Pre-construction Engineering and Design (PED) a. Cutoff Walls at superfund site, discussing alts b. Anchoring structure at Charles Page Blvd. c. Armored overtopping area on B was 3,000 ft, now 200' - 500' per USACE. d. Filtered berms for A & B will not go to contracting until funding available. Filtered berms for tiebacks being evaluated. e. Levee B-Tieback to provide req'd FEMA fb (1% event is contained but does not have 4' of fb near the US412 bridge) USACE is evaluating the fill and will coordinate with FEMA. f. Repairs or replacement of selected culverts/penetrations/outfalls (A and B) g. USACE March 2023 total cost estimate \$191,057,000 compared to previous \$150,864,000. Local share \$70 million. h. USACE update on funding is PENDING 2) PL 84-99 Emergency Repairs (PIR) due to May 2019 event. No local funds required. a. USACE repaired erosion areas and pump stations 3) EDA Grant a. 100% plans approved by EDA and USACE. b. Project total = \$3,750,000; EDA = \$3,000,000; Local \$750,000 - Levee 12 Stakeholder January meeting canceled: - Tulsa West Tulsa Levee stakeholder meeting with the USACE, INCOG, Tulsa County, and City of Tulsa - briefing on request made to legislature to assist funding the local match to PED project. The Oklahoma Senate Appropriations Committee is giving the green light to legislation that would fortify the Arkansas River Levee systems - The Oklahoma State legislature approved \$50 million in funding towards the local match for Federal program. Governor Stitt signed 05.31.24. - Levee District invoiced City for our portion of local share for PED 11.04.24 in accordance with agreement. Payment being processed. - Environmental issues at Superfund site to be discussed at Friday coordination meeting at INCOG with USACE and stakeholders.

	B	C	D
1	VISION TULSA - PROJECT ACTIVITY / NEXT STEPS 11.07.24		
2	PROJECT - Economic Development	COST	COMMENTS AND NEXT STEPS
16	New Trail, East Bank-101st to Cousins Park (Design and Matching Funds), AKA "River Parks Trail 101st to 121st"	\$4,000,000	<ul style="list-style-type: none"> - LandPlan is design consultant. - This area is also in the footprint of the RAISE grant. RAISE grant was awarded, we will stop this segment of trail after the design phase in Transportation Alternatives grant. - Design agreements are being finalized with Garver-LandPlan team selected. ONGOING - Transportation Alternative grant: 103rd to 110th awarded \$1 million federal funds. Local share ranges from 20% to 30%; - Funding agreement with INCOG to ODOT is approved. - Consultant Selection 11.01.24; NTP 12.01.24; 30% Design 04.01.25; 90% field review Planned 10.01.25; ROW submit 04.01.25. ONGOING
17	23rd & Jackson Redevelopment Site - Relocation Study, Design & Acquisition	\$1,000,000	<ul style="list-style-type: none"> - Project report submitted in 2020. - Operations staff supporting TARE, Water and Sewer, and a non-profit group has occupied Engineering North and South Buildings.
18	Gilcrease Museum Expansion	\$65,000,000	<ul style="list-style-type: none"> - Gallagher & Associates (G&A) - Owner's Representative (TU and City of Tulsa) - SmithGroup Architect / Flintco CM - Total cost as of 05.21.24: \$140,465,850. - Building interior finishes scheduled to be complete February 2025 - construction 89.4% billed as of 10.31.24. - Building exterior to be complete March 2025 - Building administrative closeout to be complete April 2025 - Building final completion May 2025. - Osage Nation is constructing the north parking lot: Pavement removed, concrete retaining walls 95%, conduit for irrigation and lighting complete (by others), - Exhibit fabrication bid and construction administration \$15,588,398 signed with Flintco 05.08.24. - Amendment with G&A for construction related services, exhibit media production, and final digital artwork is being executed by G&A. ONGOING
19	Cox Business Center	\$54,500,000	- 100% Complete 09.27.2023
20	Arena District Master Plan	\$500,000	- 100% Complete January 2019
21	Tulsa Fairgrounds	\$30,000,000	- 100% Complete 11.09.2021
22	Airport Infrastructure		- Projects summarized below with descriptions (\$27,300,000 total)
23	American Airlines Total:	\$14,500,000	
24	AA Tail Slot	\$2,122,396	100% Complete 01.08.2019
25	Hangar 80 Re-Skin	\$1,497,344	100% Complete 01.11.2024
26	AAERO APU	\$2,005,981	100% Complete 07.10.2024
27	Master Plan	\$416,319	100% Complete 01.11.2024
28	Plating Shop Roof and Make-Up-Air Units	\$2,400,000	100% Complete 01.11.2024
29	Central Utility Plant Cooling Tower & Hangar 6 Cooling Tower	\$5,930,357	100% Complete 02.26.2024
30	Miscellaneous Expenses	\$127,604	Complete
31		\$12,250,000	
32	Airport Facilities:		
33	Air Force Plant 3 (AFP3) - Navistar	\$2,200,000	100% Complete
34	Airport (general)	\$1,674,483	<ul style="list-style-type: none"> - Funding for further investments in City-owned facilities and/or economic development opportunities. - AMD forwarded to Partner Tulsa the additional needs of Building 6, e.g. freight elevator and north and south overhead doors (fixed and/or replaced), roof is priority - Partner Tulsa and TAIT discussing sanitary sewer service for TASM. - Partner Tulsa and Airport are focusing on Air Force Plant 3, Building 7 clean-up. Funds needed are \$1.3 million Vision with additional funding from DEQ and EPA funding will be used. - Building 7 agreement is pending for building roof.
35	City Airport Facilities - Building 6 Roof	\$925,517	<ul style="list-style-type: none"> - Building 6 roof replacement: - Lowry Construction Services for \$808,404.70. Work started 03.04.24. - Change Order No. 1 is approved to reflect \$117,111.73 for changed conditions for stormwater plumbing repairs to fix leaks and stop damage. - Construction is ONGOING
36	Spirit Leasehold Properties	\$5,000,000	<ul style="list-style-type: none"> - Spirit: \$5.0 million for various City owned facilities improvements > Paving and resurfacing COMPLETE > Fire hydrant replacements and valve repairs TMUA-W 21-08 final walk through held and small punch list items. Work was scheduled to be substantially complete in October, punch list items to be complete November 2024.
37	Grant Matching Opportunity	\$3,000,000	- To be used for future hangar grant. Local match is anticipated to be \$3.0m
38	Tulsa Zoo & Living Museum		
39	Elephant Experience	\$25,000,000	<ul style="list-style-type: none"> - Selser Schaefer, dba Narrate is design consultant and Nabholz is CM - Barn construction substantially complete and CO issued 01.09.24. - Grand Opening will include new barn, containment yard, and renovation of existing barn will be complete spring 2025. - 404 Permit received August 2024. ONGOING
40	Zoo Entrance		- TZMI fundraising for this item ONGOING
41	Langston University - Tulsa Healthcare Professions Complex Expansion (Jack Henderson Allied Health Facility)	\$16,250,000	<ul style="list-style-type: none"> - OSU Long Range Planning Committee oversight, Architect - Beck, CM - Flintco - Building complete 06.30.24. Final payment is submitted. - Final vendor invoice is being processed and project will be complete. - Architect - Todd Architecture Group, dba GH2, CM - Nabholz - BMX Vision (\$15M) UCAT Vision money (\$3.6M), EDIF funding (\$900K), Hardesty (\$1.5M), TPA (\$2M) - \$23M total funding - Final plat approved and filed with Courthouse 04.25.24. - Final payment is processing pending CM backup submission. ONGOING
42	BMX National Headquarters	\$18,600,000	
43	South Mingo Corridor	\$15,000,000	
44	Mingo, 71st to 81st	\$7,489,800	

	B	C	D
1	VISION TULSA - PROJECT ACTIVITY / NEXT STEPS 11.07.24		
2	PROJECT - Economic Development	COST	COMMENTS AND NEXT STEPS
45	91st Street, Mingo to Memorial	\$6,768,044	- 2nd Phase - Engineering Consultant: Garver, 91st, Memorial to Mingo - Construction funding in Improve Our Tulsa 2 - \$10.7 million (Construction funding FY23) - Right-of-way (20 parcels identified originally) complete - Bids received 08.23.24. Award and construction contract with Tri-Star is executed. - Environmental permit received 10.01.24 - Utility relocations complete for ONG and PSO. Windstream has not moved. Other permits for Windstream are being held pending completion of relocation. - Estimated start: December 2024; Estimated Completion December 2026.
46	Mingo, 81st to 91st	\$742,156	
47	Public Schools - Safety First Initiative	\$14,500,000	- Lee Engineering is design consultant. - 50+ schools on list and 5 priority levels of work to be performed. - Bid package 1, 2, and 3: Complete - Bid package 4: R & L All originally awarded sites and 5 additional sites complete 05.15.24. - Final walk through waiting for contractor to finish final issues after school started. Work progress is slowed. Project should be closed December 2024. ONGOING
48	Capital Equipment (non-Public Safety)	\$12,000,000	- No action required
49	Citywide & Route 66 Beautification and Reinvestment		- Order of work: 1. Commercial Revitalization 2. Route 66 3. Beautification - Total of \$11,000,000 split into projects below. NO UPDATE
50	Citywide Commercial Revitalization	\$3,600,000	- Project 1: Business Resilience and Recovery Fund - \$1.1 million Total - Reimbursement from CARES act dollars is expected to fully fund the Commercial Revitalization Strategy - All funds disbursed (\$1.1 million) - City has received \$531,589.55 as of 07.01.23 in repayments NO UPDATE FROM PT - Project 2: Retail Revitalization Revolving Loan Fund - \$1.5 million Total (formerly Bus Rapid Transit Revolving Loan Fund). - \$725,058 loaned to date, \$674,942 remaining obligated to loan. - Local match of \$160,000 proposed to leverage \$1,050,000 in federal funding - Local match of \$140,000 proposed to leverage \$950,000 in Choice Neighborhoods grant for facade improvements. PENDING - Project 3: Destination Districts - \$250K Total - \$32K spent, \$218K left to spend - COT administering (Samantha Extance): Greenwood, Route 66, Kendall Whittier, and Global District (formerly International District) (21st & Garnett area) NO UPDATE - Project 4: Communications Strategy - \$400K Total - \$100K spent, \$300K left to spend - \$100K – Medium Giant media strategy consultant - Launch of a \$150K - \$300K marketing campaign paused until Partner Tulsa hires a Director of Retail Recruitment – offers made, no hires yet ongoing - Once hired, this person will take a comprehensive look at commercial revitalization efforts and the use of remaining funds. NO UPDATE FROM PT
51	Route 66	\$3,700,000	- Route 66 Commission and Tulsa Planning staff to provide oversight - Neon sign grant program - 73 in various stages of contracting, variance / permitting and construction. \$462k in matching grants awarded to date (\$1.3 million total spent) - Legal department pursuing a trademark license agreement for commercial use of the recently awarded Patent and Trademark Office naming Tulsa as "Capital of Route 66". - Commission has approved 7 additional Rt 66 shields to be installed along the route. ONGOING
52	Citywide Beautification	\$3,700,000	- Gateway Beautification Signage Project CP 23-09 - Consultant selection is underway. Agreement is scheduled for PCSSC 11.13.24. ONGOING
53	Peoria-Mohawk Business Park	\$10,000,000	- 61.4% appropriated funds were expended with the development to support the business park and Muncie relocating to the business park. Second and final agreement has been executed for a total encumbrance / expense of \$10m for public infrastructure. - NP36 will cause to be constructed additional improvements that may include, but not be limited to manufacturing buildings, parking lots, site utilities, sidewalk on 36th St North, sidewalk extension on Mohawk Blvd, widening portion of 36th St North, stormwater drainage system to Dirty Butter Creek , etc. with footprints of building pads to support manufacturing facilities. - The private investment in these buildings and associated non-public improvements is estimated to be approximately \$40 million. - Construction will begin 11.15.24 on second contract. ONGOING
54	Public Schools - Partnership with Union, Jenks & Tulsa Public Schools in Teacher Retention, Recruitment, and Training Efforts	\$10,000,000	- Schools share \$1.4 million per year - \$8.6 million appropriated to date. Balance is \$3,246,845.35, 62% expended - Need update on status of contracts or how much money issued to each school district. - Tulsa Public Schools announced a program to use portion of their allocation to fund teacher signing bonuses as envisioned in the vote. NO UPDATE
55	Community Health Connection East Clinic	\$9,975,000	- 100% Complete 04.13.20
56	Air National Guard F35 (Mission Training Center) Simulator Training Center	\$9,400,000	- COMPLETED, DEDICATION HELD 09.04.24, FINAL PAYMENT PROCESSED.
57	Discovery Lab - Tulsa Children's Museum Permanent Site	\$8,000,000	- COMPLETE 01.24.22.
58	Peoria Connection - North Peoria Avenue, 56th St. to Mohawk Blvd.	\$7,000,000	
59	Peoria BRT	\$3,700,000	- HNTB is design consultant for BRT. BRT completed 03.31.20 - BRT funding at \$4.8M. Only will use \$3.7M (additional communications work underway)
60	Peoria Enhancements 56th Street North to Mohawk Blvd	\$3,300,000	- NTEDI reduced standard meetings due to completion of scoping of current projects. Standing meetings are 4th Tuesdays, 10:30 am - PSO has installed the new lights - New traffic signal at Peoria and Reading – construction should begin within ten days - New traffic signals at Peoria and two connections to Mohawk – Project to advertise January 2025. - Peoria Street Rehab between 36th Street North and 56th Street North. Completion anticipated spring 2025. ONGOING
61	TCC Career Placement	\$5,320,000	COMPLETE
62	University Center at Tulsa Authority/OSU-Tulsa		- Brown Ordinance; project deleted. Money (\$3,600,000.00) reallocated to BMX, 05.08.19
63	McCullough Park	\$3,600,000	COMPLETE - RIBBON CUTTING 02.16.23
64	Mohawk Sports Complex	\$3,500,000	COMPLETE
65	GO Plan - Priority Projects Identified in the Bicycle/Pedestrian Master Plan	\$3,125,000	COMPLETE
66	Route 66 Village Train Depot	\$3,000,000	COMPLETE

	B	C	D
1	VISION TULSA - PROJECT ACTIVITY / NEXT STEPS 11.07.24		
2	PROJECT - Economic Development	COST	COMMENTS AND NEXT STEPS
67	Tulsa Arts Commission	\$2,250,000	<ul style="list-style-type: none"> - 1st round \$300K for COVID-19 artist relief grants - 29 agreements COMPLETED - 2nd round \$300K of grants approved by Mayor 03.03.21 - 33 agreements COMPLETED - 3rd round \$150K of grants approved by Mayor 06.08.22 - 12 agreements COMPLETED - 4th round (FY24) \$150K of grants approved by Mayor 03.22.23. 21 of 21 agreements signed by Mayor as of 08.14.23. - 5th round (FY25) \$150k of grants approved by Mayor 05.01.24; 20 of 21 agreements executed and 1 routing for signatures. - 6th round (FY26) \$150k of grants - workshops held in October and next one is in November. Proposals due 12.22.24. ONGOING
68	Tulsa Performing Arts Center Trust	\$1,000,000	COMPLETE
69	TOTAL	\$510,634,000	

Parks

Attendees:

Kathy Sebert
Charles Wilkes
Joseph Hassink
Linda Jenkins
Ashley Webb

Parks STOC Report

11/14/24

Submitted To: Public Safety, Urban Development, and Equipment Subcommittee Sales Tax Overview Committee

Submitted By: Steve Lassman

1. **McCLURE PARK SLIDE / PLUNGE POOL (147500-1R)**
 - 7440 E. 7th Street – District 3
 - 2014 Sales Tax – part of McClure Pool Reconstruction Project
 - Old slide tower removed starting April 26, 2023.
 - Project provides shade shelter with tables and benches that can be used for the pool patrons.
 - Due to high costs and lack of bidders for slide, we will be demoing plunge pool.
 - **Ark wrecking to demo remaining concrete and footings at the plunge pool. Meeting with Ark Wrecking and ACS playgrounds 11.19.24 to get demo specifications from ACS and get Ark to begin demolition.**
 - **ACS playgrounds to provide artificial turf surfacing, shade structure and other pool amenities to be installed in place of the previous plunge pool site.**

2. **SAVAGE PARK IMPROVEMENTS (147230)**
 - 17800 E. 21st Street – District 6
 - 2014 Sales Tax
 - Budget: \$120,000 (\$15,000 in FY2019 and \$105,000 in FY2020)
 - Consultant: Method Architecture
 - Design Fees: \$22,173.63
 - Scope of work: HVAC improvements, flooring, painting, and roofing at Savage Park Concession, Restrooms.
 - **Work to be completed by Purchase Orders through City annual contractors in coordination with Little League user group.**

3. **WOODWARD PARK IMPROVEMENTS (147250)**
 - 2324 S. Rockford Ave. – District 4
 - 2014 Sales Tax (147250.ArchEngr.)
 - Budget: \$4,850,000 (\$870k in FY20 and \$3,980k in FY21)
 - Consultant: LandPlan Consultants, Inc.
 - Kick-off meeting was held June 10, 2020.
 - 100% design was submitted on April 21, 2023. Staff have reviewed documents in preparation for advertising for bids. Review comments have been submitted to the Consultant.
 - Tree damage from the June 2023 storm has been coordinated with the Consultant.
 - Final review with consultant was held December 14, 2023. Changes to the irrigation system and civil work are to be made to protect the root zones of existing trees.
 - Revised 100% Documents received April 18, 2024. Staff is preparing documents to advertise for bids.
 - Pre-Bid meeting July 16th 2024 and bids open August, 16th 2024.
 - **Notice to Proceed sent. Conformed drawings received. Construction contract currently routed for Mayor's signature.**
 - **Pre-Work Meeting expected November, pending signed contract.**

4. **CHAMBERLAIN PARK POOL RECONSTRUCTION (147300)**
 - 4940 North Frankfort Ave. – District 1
 - 2014 Sales Tax (147300.ArchEngr.)
 - Budget: \$2,424,185
 - Consultant: Alaback Design Associates
 - Design Fees: \$266,583.77
 - Community Outreach approved Pool moving to Chamberlain Park – Brown Ordinance processed.
 - Contract was approved March 9, 2022. Design Kick-off meeting was held March 17th.
 - 100% Documents were submitted on January 17, 2023.
 - Final drawings were submitted on August 31, 2023.
 - Submittal to State Health Department occurred on September 6, 2023.

Parks STOC Report

11/14/24

- Health Department approval was received January 9, 2024.
 - Advertising for bids began January 19, 2024, with bids opening February 16, 2024
 - Bid has been awarded to Magnum Construction at a cost of \$3,437,544 for the base bid.
 - **Pool Excavation ongoing. Ongoing coordination of pool house security system and sewer line for new planned rec center.**
 - **Construction, demo and site work, began May 16, 2024, and expected completion in April 2025.**
5. TULSA ZOO CARNIVORES (147150)
- 5701 East 36th Street North. – District 1
 - 2014 Sales Tax and Private Funding
 - Budget: \$8,000,000 (2014) + \$20,920,000 (Private) = \$28,920,000 funding secured to date
 - Current Cost Estimate = \$37,000,000
 - Consultant: WDM (contract is with TZMI)
 - **Cost control activities continue to reduce overall costs of the project – reduced length and width of Boardwalk; removal of train depot complex; changed viewing building from round to square.**
 - **TZMI is raising the final \$4.8 million required to totally fund this project.**
 - **100% Plans received from WDM on 09.03.24. City Design Studio comments returned.**
 - **Prebid Walkthroughs held 10.30.24 & 10.31.24.**
 - **Bid Package #1 to include demo, tile and flooring, building specialties, roller patio shades, and earthwork and site utilities. Package 1 to be advertised 11.21.24.**
6. TZMI ZOO AND LIVING MUSUEM ELEPHANT ENCOUTNER
- 6421 E 36th St N – District 1
 - Bid Package 1, Earthwork, PKG 2 and PKG 3 have been awarded
 - Construction ongoing
 - City appropriation increased to full Vision provided \$25,000,000.00 per TZMI request.
 - TZMI providing balance through their fundraising
 - Amendment No. 2 approved by mayor on 01.04.2023 to increase IMGP to \$31,033.91 for Nabholz Construction
 - Amendment No. 3 with Nabholz executed 01.24.24
 - 404 Permit (approval for use of fill material in flood plain) issued 09.10.24
 - **Project completion expected March 2025 due to cage work and artificial rock vendor delays.**
7. FRED JOHNSON PARK IMPROVEMENTS (SP21-6)
- 6002 South Riverside Drive – District 7
 - IOT2 Sales Tax (2244P00012) + IOT3
 - Total Budget: \$3,125,000 (IOT2) + \$5,000,000 (IOT3) = \$8,125,000
 - Master Plan Fees: \$39,950
 - Master Plan Consultant: Greenplay / Berry Dunn Consultants
 - Design Consultant: Landplan Consultants
 - Design Fee: \$800,207.23
 - A Design Contract was approved by PCSSC on December 12, 2023, and approved on the Mayor's signing Agenda.
 - Design kick-off meeting was held March 5, 2024. Design meetings to be held every 2 weeks through the preliminary design phase.
 - 25% Plans returned to city August 2024, comments returned to Landplan October 2024.
 - **65% Plans in progress**
 - **Advertising for bids is expected summer 2025 with construction beginning in January 2026 and being completed in Fall 2026.**
8. SWAN LAKE FOUNTAIN REHABILITATION (2242P00030)
- 1573 Swan Drive – District 4
 - IOT2 Sales Tax (2244P00030)

Parks STOC Report

11/14/24

- Total Budget: \$1,700,000 (IOT2) +\$500,000 (IOT3) = \$2,200,000
 - Scope: Rehabilitation of the historic Swan Lake Fountain and improvements to the water quality of the lake.
 - Consultant: Alaback Design Associates, Inc.
 - Design Fees: \$203,825.55
 - Design agreement has been approved – the Design Kick-off meeting was held May 12, 2022.
 - A Neighborhood Meeting was held September 20, 2022.
 - Final mylar drawings were submitted on October 6, 2023.
 - Advertising for bids began November 3, 2023, with bids opening December 8, 2023.
 - The bid was awarded to Daris Construction with a cost of \$1,871,542.350 for the Base Bid and Alternate #1 (aeration system).
 - Pre-Construction Conference was held February 6, 2024.
 - A Public Neighborhood Meeting was held February 20, 2024.
 - Construction began March 25, 2024.
 - Cofferdams are installed. The draining of the construction site completed.
 - Fountain demolished end of May 2024.
 - Fountain stone selected 05.14.24
 - Foundation work underway July 1st, 2024.
 - Concrete Plinth and “Donut” poured, currently installing plumbing work.
 - **Architectural stone being placed on foundation. GPSI on site for fountain plumbing work.**
 - **PSO on site for power connection.**
 - **Fountain turn on date expected early November, with substantial completion by November, 20th 2024 ahead of ribbon cutting.**
 - **Mayor to turn on fountain at 9AM, 11.20.24**
9. ZINK PARK EROSION AND SITE REPAIRS
- 3216 S Trenton Ave.- District 4
 - IOT2 Sales Tax (2244B00009)
 - Total Budget: \$151,800
 - Consultant: Wallace Engineering
 - Design Fees: \$10,500.00
 - Scope: repair damaged stone stairs at NE corner of tennis courts and remediate ground water in lower park.
 - Final Design drawings received October 27, 2023
 - **Earthsmart Construction (contract through Stormwater) is providing all improvements on this project at a cost of \$118,000.**
 - **60% plans for lower park expected July 2024, stormwater overseeing design.**
 - **Upper elevation erosion was started by April 1, 2024, and was completed October 1, 2024. Tennis courts reopened.**
10. TENNIS COURT REHABILITATION
- Parks System Wide – All Districts
 - IOT2 Sales Tax (2244P00011)
 - Budget: \$1,200,000
 - Project is to repair and resurface tennis and sports courts, provide new nets, screens, fencing, and new sports striping.
 - Specifications have been prepared and submitted to Purchasing for Bidding.
 - Purchasing Bid opened April 13, 2023. 4 bids were submitted.
 - Staff has selected 2 contractors who submitted the lowest responsible bids.
 - Total Estimated Improvement Costs: \$1,110,483.00 / Construction cost: \$945,774.00
 - Purchase Orders have been approved and contracts have been finalized.
 - A pre-construction meeting was held with John Henzel to discuss and schedule work on the first 5 courts (Skelly Park, Rose Dew Park, Starks Park, Terwilleger Park, and Challenger 7 Park)

Parks STOC Report

11/14/24

- 2nd pre-construction meeting was held with CBE Construction for 14 courts (Cowan, Carbondale, Norberg, Hicks, Explorer, McClure, Ute, Langenheim, Lacy, Manion, Whiteside, Heller, Tracy, West Highlands, and Lakeview Parks).
 - Construction on the first 5 courts with Henzel began April 2, 2024.
 - Construction on the CBE courts began June 1, 2024.
 - **Completed Courts: Terwilliger, Rose Dew, Starks-Cheyenne, Manion, Heller, Tracy, McClure, Carbondale, Norberg, Hicks, Whiteside, Skelly, Explorer, Langenheim, Skelly**
 - **Courts to resume construction April 2025: Ute, Cowan, Lacy, West Highland, and Lakeview.**
 - **2025 court plans being made by parks department. To be bid out Spring 2025.**
 - **Future 2025 and 2026 court plans are draft plans and may be subject to change.**
11. REED PARK CENTER ROOF REPLACEMENT (SP23-6)
- 4333 S. Yukon Ave. – District 2
 - IOT2 – Parks Facilities (2242B00009) for Design Fees
 - IOT3 – Parks Roofing Improvements for Construction
 - Consultant: GH2 Architects
 - Fees: \$41,439.68
 - Consultant submitted 25% review drawings on January 30, 2024.
 - 95% drawings were submitted on April 5, 2024
 - **GH2 providing final design drawings, 100% plans received 11.04.24, city currently reviewing.**
12. CARL SMITH PARK SEWER LAGOON EXPANSION AND REPAIR (SP23-4)
- 17120 E. 21st Street – District 6
 - IOT2 Sales Tax – Park Facilities
 - Budget: \$650,000
 - Consultant: E&E Engineering & Associates, LLC
 - Expansion of the existing sanitary sewer lagoon system to meet current needs and codes.
 - Consultant has submitted the draft report which has been reviewed by City staff.
 - **Water and Sewer Department has taken over the management of this project due to their expertise.**
13. REED PARK REC. CENTER IMPROVEMENTS (2244B00009)
- 4333 S. Yukon Ave. – District 2
 - IOT2 – Parks Facilities (2242B00009)
 - Scope: Paint exterior walls of Center
 - Contractor: Bacco Construction (Purchase Order)
 - Budget: \$81,696 – proposal is being prepared by contractor.
 - **Interior painting completed September 30th, 2024**
 - **Exterior painting to begin late November.**
14. PARKS HVAC REPLACEMENT @ GARDEN CENTER (CP 24-15)
- 2324 S. Rockford Ave. – District 4
 - IOT2 Parks Facility – 2244B00009
 - Budget: \$475,893.00 (IOT2 facilities)
 - Design: N/A
 - Purchase Order with Logic Heat & Air is processing.
 - Purchase Order cost = \$174,180.
 - **Work with Logic was completed 09.15.24, awaiting final close out.**
15. PARKS HVAC REPLACEMENT MULTIPLE SITES (CP 24-16)
- IOT2 Parks Facility – 2244B00009
 - Budget: \$1,702,843.00 (IOT2 facilities)
 - Design: N/A

Parks STOC Report

11/14/24

- Purchase Order is being processed for HVAC equipment to be provided for Woodward Gift Shop, 1710 Chas. Page (upstairs), Garnett Station, Woodward Linneaus.
 - Purchase Order cost = \$19,065.29
 - **Completed: Woodward Gift Shop, Woodward Barn, Garnett Station, Oxley Nature Center, Mohawk Station.**
 - **In Progress: Lacy, Centennial (Central) Center, 1712 Charles Page, Reed, 1710 Charles Page (Waterworks), Dawson, Mohawk Golf (First Tee)**
 - **Chamberlain not started, to be completed with larger rec center work**
16. HILL PARK IMPROVEMENTS (CP-9)
- 210 E. Latimer Pl. – District 1
 - IOT2 Project Funding: \$2,750,000 (\$500K FY25 + \$2.250K FY26) IOT2
 - Design: Consultant Selection after scope of work is identified through Neighborhood Meetings.
 - Design Fees: TBD
 - **Public meeting held October 14th at Ben Hill Community Center. Additional community input ongoing**
 - **Design RFP being prepared, planned to go before selection committee 12.11.24.**
17. MOHAWK PARK REHAB AND RENOVATION (CP-10)
- 5701 E 36th Street North – District 1
 - IOT2 Project funding: \$1,000,000 (\$100K FY25 + \$900K FY26)
 - Parks staff is having meetings w staff and user groups to determine scope of project.
 - Design: Consultant Selection pending
 - Design Fees: TBD
18. CW – PARK SYSTEM PARKING REHAB (CP-11)
- IOT2 Project Funding: \$1,000,000 (\$525K FY25 + \$475K FY26)
 - Design: TBD
 - Parks staff prioritizing parking lots that need repairs.
 - **Parking funding allocated to Dream Keepers grant match. See Item 31.**
19. HUNTER RENOVATION & EXPAND (147170 – CP24-17)
- 5804 E. 91st - District 9
 - IOT Project Budget: \$400,000
 - Design – N/A
 - **Scope: Interior improvements made in coordination with ADA Hunter improvements.**
 - **Anticipate improvements to be made through Purchase Orders.**
 - **All parks review scheduled 11.21.24, compiled comments to be returned to McIntosh following that meeting.**
20. PARKS ADA IMPROVEMENTS @ HUNTER PARK (145200)
- 5804 E. 91st – District 9
 - IOT funding: \$163,702.76 (balance) + \$1,000,000 FY25 + \$1,000,000 FY26
 - Design: McIntosh Group, LLC
 - Design Fees: \$43,660.00
 - Construction Estimate: \$511,980.00 (05.28.2023)
 - **65% Drawings submitted and reviewed by staff. Staff reviewing southern trail for interference with existing trees' critical root zones. Reviewing with Geoff Braga and engineering staff for tree issues before proceeding with construction.**
 - **All parks review scheduled 11.21.24, compiled comments to be returned following that meeting.**
21. CW – OUTDOOR PARK PLAY AMENITIES(CP-24-18)
- Parks System Wide – All Districts
 - IOT2 Total Budget: \$5,500,000
 - Appropriated: \$500K + \$1,200K = \$1,700,000 available

Parks STOC Report

11/14/24

- Additional Funding: \$1,900K FY25 + \$1,900K FY26
 - Breakdown of projects reviewed and approved by City Council.
 - **Public press release July 1, 2024.**
 - **Survey signs placed Sept 9th – Oct 15th to collect survey responses to inform playground designs and equipment.**
 - **Gametime providing designs for Newblock, Rose Dew, Lakeview and Zeigler Parks. 11.01.24**
 - **Crouch Rec. providing designs for Shannon II, Riggs, Highland Parks (10.29.24)**
 - **See attached sheet for full list of playgrounds to be improved.**
22. TZMI ENTRANCE AND PARKING IMPROVEMENTS
- 5701 East 36th Street North. – District 1
 - IOT2 Funding: \$6,000,000 (\$600,000 FY25 + \$5,400,000 FY26)
 - Design: TBD
 - Design Fees: TBD
23. TZMI RAINFOREST HVAC REHABILITATION (2444B0010z)
- 5701 East 36th Street North. – District 1
 - IOT3 Funding: - \$8,550,000 (\$8,000,000 available + \$550,000 in future)
 - Design: EDA – FKI Engineers (Cy Nowkhah)
 - Design Fees: private (TZMI)
 - Design is 35% complete.
 - Aaon is donating HVAC units
 - Received the bid proposal, plans and specifications from Cy 10.15.24.
 - **City comments returned to Cy 10.31.24**
 - **Bidding: anticipated for Fall 2024.**
24. TZMI ROOFING REPLACEMENT (2444B0009z)
- 5701 East 36th Street North. – District 1
 - IOT3 Funding: \$1,800,000 (April 2024) + \$3,600,000 (future funding)
 - Design: TBD
 - Design Fees: TBD
 - 3 roofs of the existing NALM buildings are to be replaced. City staff have inspected the roofs and are preparing for selection of design consultant to provide design documents.
 - **GH2 Fee proposal received 10.30.24. Currently over budget, revising fee budget.**
25. CW – PARKING LOT REHABILITATION – HICKS PARK
- 3443 S. Mingo Rd. – District 5
 - IOT3 Funding: \$800,000 (April 2024)
 - **Design: GH2 Architects**
 - **Fee proposal received 11.08.24, scope of services needs to be reduced. GH2 to provide updated cost proposal.**
 - Design Fees: TBD
26. CW – ROOFING REPAIRS
- IOT3 Funding: \$1,625,000 (future bond sales)
 - Design: TBD
 - Design Fees: TBD
 - Priorities are being identified.
27. CW – MECHANICAL EQUIPMENT
- IOT3 Funding: \$300,000 (future bond sales)
 - Design: TBD

Parks STOC Report

11/14/24

- Design Fees: TBD
- Priorities are being identified.

28. MOHAWK GOLF RENOVATIONS

- 5228 E. 41ST Street North – District 1
- IOT3 Funding; \$4,000,000 (April 2024)
- Design; TBD
- Design Fees: TBD

29. CHAMBERLAIN PARK IMPROVEMENTS

- 4940 North Frankfort Ave. – District 1
- IOT3 Funding; \$5,000,000 (April 2024)
- Design; privately funded through GKFF
- Construction funding to supplement privately funded project currently under design.
- **75% Plans received August 9, 2024, Parks has reviewed and returned comments as of Nov 8th, design ongoing to address parks comments.**

30. BERRY PARK IMPROVEMENTS

- 5002 N Wheeling Ave. – District 1
- IOT3 Funding.
- Design; privately funded through GKFF
- Construction funding to supplement privately funded project currently under design.
- **75% Plans received August 9, 2024, Parks has reviewed and returned comments as of Oct 31st, design ongoing to address parks comments.**

31. DREAM KEEPERS PARK IMPROVEMENTS

- **1875 S Boulder Park Dr. – District 4**
- **Combination of IOT2 Funding, District 4 Improvement Funds, Private contributions, and Outdoor Recreation Legacy Partnership Grant match for a total of \$7,224,000.00.**
- **Design: TBD**
- **Design Funds: TBD**
- **Project to begin construction January 2026, with completion required by December 2027.**
- **Design RFP being drafted by parks, expected to go out January 2025**

Playground Improvement List

Playgrounds

Park Location	District	Condition	Fun	Parts	Observations	Action	Budget	Additional Notes
Terrace	5	2	2	N	Lights	Full Replacement	200,000	Funded w IOT1
Shannon I & II	6	1	2	N	Fence needed	Full Replacement	150,000	Funded w IOT1
Aaronson	7	2	3	N		Full Replacement	150,000	Funded w IOT1
Boots Adams	7	3	3	N		Full Replacement	150,000	Funded w IOT1
Graham	2	2	3	N		Full Replacement	150,000	Funded w IOT1
Henthorne	9	3	2	N		Full Replacement	150,000	Funded w IOT1
Skelly	5	2	3	N		Full Replacement	150,000	Funded w IOT1
Tracy	4	1	3	N		Full Replacement	150,000	Funded w IOT1
Summerglen	6	2	3	N		Full Replacement	150,000	Funded w IOT1, Coordinate w Union schools
Loving	3	2	3	N		Full Replacement	150,000	
Newblock	4	2	1	N		Full Replacement	150,000	
Hicks	5	2	3	N		Full Replacement	250,000	
Hill	1	2	3	N		Full Replacement	200,000	Part of planned park renovation, IOT2
Riggs	7	1	3	N		Full Replacement	150,000	
Dawson*	3	1	2	N	Playground Fence needed	Full Replacement	150,000	
Turner	4	2	2	N		Full Replacement	150,000	
Lantz	3	2	1	N		Full Replacement	150,000	
Norberg	6	2	1	N		Full Replacement	150,000	
Terwilliger	4	2	3	N		Full Replacement	150,000	
Benton	3	1	1	N		Full Replacement	150,000	
Boeing	3	3	3	N		Full Replacement	150,000	
Challenger 7	2	1	3	N		Full Replacement	150,000	
Manion	9	2	2	N		Full Replacement	150,000	
Rose Dew	6	1	3	N		Full Replacement	150,000	
Fred Johnson	9	1	3	N		Full Replacement	150,000	
Zeigler	4				Destroyed in fire	Full Replacement	300,000	Funded w CDBG Grant
Berry	1	2	1	N		Full Replacement	250,000	Part of larger park rehab, Partnered w GKFF
Dream Keepers	4	3	2	N		Full Replacement	250,000	Coordinate w Indian Affairs Comm.
Chamberlain	1	2	3	N		Full Replacement	242,000	Ascension Grant, Partner w GKFF
Bales	2				No Existing Playground	New Playground	250,000	Coordinate w Bike Club
Lakeview	1				No Existing Playground	New Playground	150,000	
Admiral	1	4	3	Y		Partial Enhancement	60,000	
Braden 5-12	3	4	2	Y		Partial Enhancement	60,000	
Clark	3	4	2	Y		Partial Enhancement	60,000	
Cowan	5	3	3	N		Partial Enhancement	60,000	
Crutchfield	1	3	2	Y		Partial Enhancement	60,000	
East Park Tract	6	4	2	Y	Needs safety fence	Partial Enhancement	60,000	
HB Johnson	6	1		N	Swings Only	Partial Enhancement	60,000	
Heller	9	4	2	N		Partial Enhancement	60,000	
Helmerich	2				Removed, Fire	Partial Enhancement	80,000	
Highland	5	4	3	Y		Partial Enhancement	60,000	
Howard	2	4	2	Y		Partial Enhancement	60,000	Potential Route 66 grant
Kendall Whittier 2-5	4	4	3	Y		Partial Enhancement	60,000	
Kendall Whittier 5-12	4	4	2	Y		Partial Enhancement	60,000	
Kendall Whittier Natural	4	4	2	Y		Partial Enhancement	60,000	
Leake	8	4	2	Y		Partial Enhancement	60,000	
Lloyd	1	3	2	Y		Partial Enhancement	60,000	
Norvell	3	3	1	Y		Partial Enhancement	60,000	
Pielsticker 2-5	1	3	3	Y		Partial Enhancement	85,000	
Pratt	4	2	1	Y	Swings Only	Partial Enhancement	60,000	
Starks-Cheyenne 5-12	1	4	2	Y		Partial Enhancement	60,000	
Swan Lake	4	4	1	Y	Swings Only	Partial Enhancement	60,000	
Williams	1	4	2	Y		Partial Enhancement	60,000	
Woodward	4	3	1	Y	Swings Only	Partial Enhancement	60,000	
Admiral 5-12	1	2	2	N		Good Condition		If there is a need, future repairs and improvements may be made to these "Good Condition" playgrounds using the Equipment Repair & Enhancement line item below.
Archer	3	3	5	Y		Good Condition		
BC Franklin	1	4	2	Y		Good Condition		
BC Franklin 5-12	1	4	5	Y		Good Condition		
Benedict	4				Hilcrest	Good Condition		
Braden	3	4	3	Y		Good Condition		
Bullette	1	2	3	N		Good Condition		
Carbondale	2	5	5	Y		Good Condition		
Carl Smith	6	3	2	N		Good Condition		
Celebration (West Tulsa)	2	5	5	Y		Good Condition		
Crawford	1	5	4	Y		Good Condition		
Crawford 5-12	1	5	4	Y		Good Condition		
Crawford 5-12b	1	5	2	Y		Good Condition		
Darlington 5-12	5	4	3	Y		Good Condition		
Florence	4	4	4	Y		Good Condition		
Forest Orchard	4	5	2	Y		Good Condition		
Gary	4	1	2	N		Good Condition		
Helmerich 5-12	2	5	5			Good Condition		
Hunter	8	3	3	Y		Good Condition		
Lacy	1	5	4	Y		Good Condition		
Langenheim 5-12	9	5	4	Y		Good Condition		
Langenheim 2-5	9	5	3	Y		Good Condition		
Maple	4	3	3	N		Good Condition		
Maxwell	3	3	3	Y		Good Condition		
Maxwell 5-12	3	3	3	Y		Good Condition		
McClure	3	5	4	Y		Good Condition		
McClure	3	5	4	Y		Good Condition		
McCullough	6	5	5	Y		Good Condition		
Minshall	8	3	3	N		Good Condition		
Mohawk	1	3	1	Y	Climbing Rock, Swings	Good Condition		
Mohawk Soccer 1	1	4	2	Y		Good Condition		
Mohawk Soccer 2	1	3	1	Y		Good Condition		
Mohawk Soccer 3	1	4	2	Y		Good Condition		
Owen	4	4	3	Y		Good Condition		
Patrick	3	5	3	Y		Good Condition		
Patrick 5-12	3	5	3	Y		Good Condition		
Penney 2-5	4	5	4	Y		Good Condition		
Penney 5-12	4	5	4	Y		Good Condition		

Continued on back

Philpott	2	4	2	Y		Good Condition		
Pielsticker 5-12	1	3	4	Y		Good Condition		
Plaza 2-5	6	5	3	Y		Good Condition		
Plaza 5-12	6	5	4	Y		Good Condition		
Reed	2	4	4	Y		Good Condition		
Savage	6	3	2	N		Good Condition		
Schlegel	2	5	5	Y		Good Condition		
Sequoyah	3	2	3	N		Good Condition		
Springdale	1	4	3	Y		Good Condition		
Springdale 5-12	1	4	4	Y		Good Condition		
Starks-Cheyenne 2-5	1	4	2	Y		Good Condition		
Vining	1	3	3	Y		Good Condition		
West Highland	2	5	5	Y		Good Condition		
Wheeling	1	1	2	N		Good Condition		
Whiteside Hope	9	5	5	Y	Accessible Playground	Good Condition		
Whiteside 5-12	9	4	2	Y		Good Condition		
Zink	9	4	3	N		Good Condition		

Yellow indicates alternate funding source (Not IOT funds)

Adult Exercise								
Various Locations, TBD							750,000	
Boots Adams	7				Neighborhood Assessments needed to determine where improved adult exercise is needed			
Riggs	7							
Helmrich	2							
Manion	9							
Hunter	8							
BC Franklin	1							
Whiteside	9							

Water Play to Repair/Replace								
Pielsticker (Mohawk)	1						250,000	Needs Sanitary Sewer Line
Hunter	8						250,000	Needs Sanitary Sewer Line
Helmrich	2						150,000	
Dawson	3						150,000	
Berry	1							Part of larger park rehab, partner w GKFF

Accessibility enhancements								
Multiple Locations					Ramps, Paths, Gradework, Accessible Play Features. Any additional remaining funds may also be added to this pool.		\$ 500,000	

Equipment Repair & Enhancement								
Multiple Locations					Future replacement parts and repair costs, as they become needed, as well as future modifications including painting, new play features, interperative signage or art, and other minor improvements to keep playgrounds safe, fun, and interesting. Any additional remaining funds may also be added to this pool.		\$ 750,000	

Total Improvement Costs	\$ 9,617,000	
Alternative Funding Sources	\$ 692,000 -	Incl. Zeigler, Chamberlain, Fred Johnson
Remaining Cost	\$ 8,925,000	
10% Contengency	\$ 892,500 +	
Total Remaining Costs	\$ 9,817,500	
IOT1 Total amount	\$ 4,319,795	
IOT2 Total amount	\$ 5,500,000 +	
Total Available Funds	\$ 9,819,795	

Sports Court Improvements

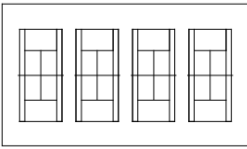

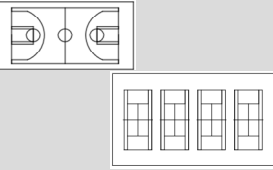
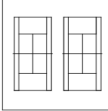
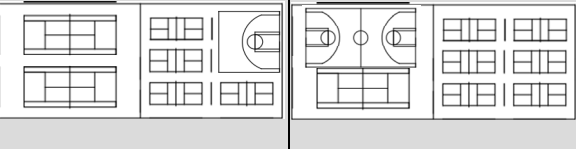
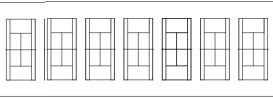
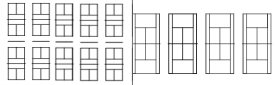
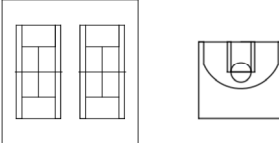
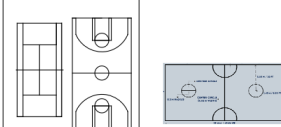

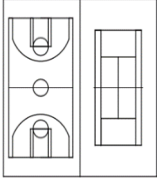

Updated 11/08/2024

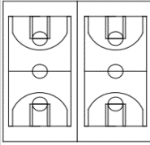

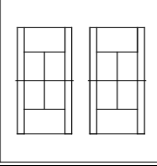
FY 2024

FY2022 Budget

1,200,000.00


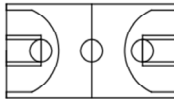
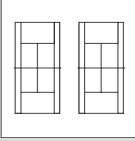
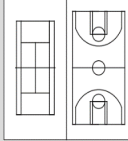
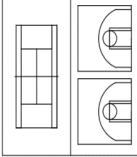
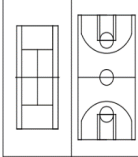
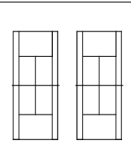

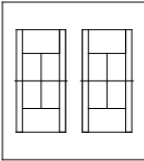
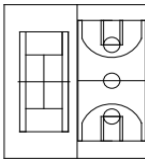
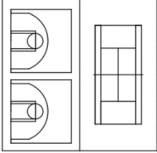
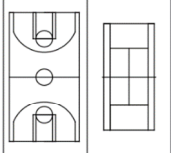
Park	Court	Action	Current Configuration	Proposed Configuration
Carbondale	Bball Half Court	Refinish		
	Tennis Court	Refinish with Pickleball overlay		
Cowan	Tennis Court	Refinish		Configuration Unchanged
	Tennis Court	Refinish		
Explorer	Tennis Court	Refinish		
	Tennis Court	Refinish		
	Tennis Court	Convert to Pickleball		
	Tennis Court	Convert to Pickleball		
Hicks	Tennis Court	Refinish/volleyball net		
	Tennis Court	Refinish/volleyball net		
	Tennis Court	Convert to 4 pickleball		
	Tennis Court	Convert to 1 vollyball		
	Tennis Court	Convert to Soccer/Bball		
	Tennis Court	Convert to Soccer/Bball		
Langenheim	Tennis Court	Convert to Pickleball		
	Tennis Court	Convert to Pickleball		
McClure	Basketball Court	Refinish		
	Basketball Court	Refinish		
	Tennis Court	Refinish		
	Tennis Court	Convert to Multisport/ Wheeled sports court		
	Tennis Court			
	Tennis Court	Convert to Pickleball		
	Tennis Court	Convert to Pickleball		
Norberg	Tennis Court	Refinish		
	Tennis Court	Refinish		
	Bball Half Court	Convert to single full court w/ pickleball overlay		
	Bball Half Court	Convert to single full court w/ pickleball overlay		
Ute	Basketball Court	Maintain		
	Bball Half Court	Convert to single full court		
	Bball Half Court	Convert to single full court		


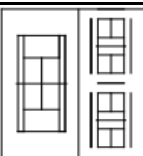
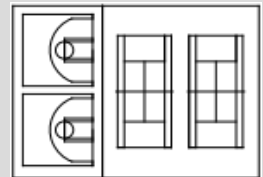
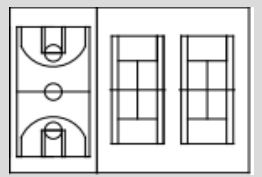
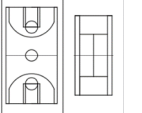
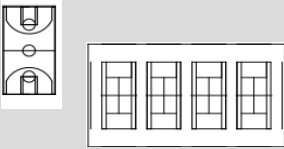
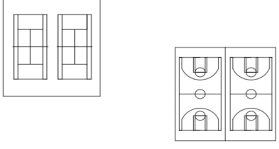
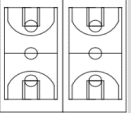
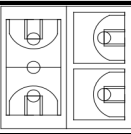
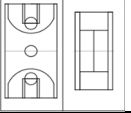
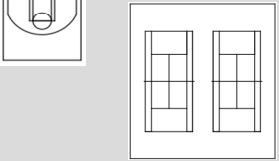
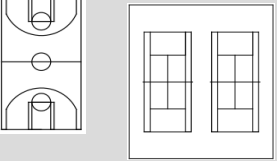
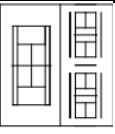
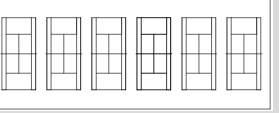
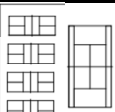
Lacy	Tennis Court	Refinish		Configuration Unchanged
	Tennis Court	Refinish		
	Tennis Court	Refinish		
	Tennis Court	Refinish		
Lakeview				Configuration Unchanged
	Bball Half Court	Maintain		
Manion	Basketball Court	Maintain		Configuration Unchanged
	Tennis Court	Maintain		
	Tennis Court	Maintain		
	Tennis Court	Maintain		
	Tennis Court	Maintain		
Whiteside	Tennis Court	Maintain		Configuration Unchanged
	Tennis Court	Maintain		
Heller	Tennis Court	Maintain		
	Tennis Court	Convert to Full Basketball		
	Pickleball	Maintain		
	Pickleball	Maintain		
	Pickleball	Maintain		
	Pickleball	Maintain		
	Bball Half Court	Convert to 2 Pickleball		
Tracy	Tennis Court	Convert to 4 Pickleball		
	Tennis Court	Convert to 4 Pickleball		
	Tennis Court	Convert to 2 Pickleball		
	Tennis Court	Maintain		
	Tennis Court	Maintain		
	Tennis Court	Maintain		
	Tennis Court	Maintain		
West Highland	Bball Half Court	Chinlone Court https://sportsmatik.com/sports/sepak-takraw/about		 
	Tennis Court	Maintain		
	Tennis Court	Convert to Full Basketball		
Berry	Tennis Court	Replace		Part of Larger Park Renovation
	Basketball Court	Replace		
Chamberlain	Garden (Tennis Court)	Replace		Part of Larger Park Renovation
	Tennis Court	Replace		
	Basketball Court	Replace		
	Basketball Court	Replace		
Starks Cheyenne	Basketball Court	Refinish		Configuration Unchanged
	Tennis Court	Differed due to asphalt issues		
Terwilliger	Bball Half Court	Refinish		Configuration Unchanged

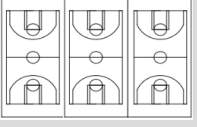
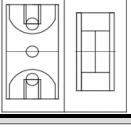
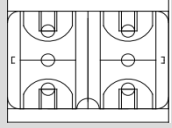
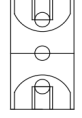
Clark	Basketball Court	Refinish		Configuration Unchanged
	Basketball Court	Refinish		
Rose Dew	Bball Half Court	Refinish		Configuration Unchanged
Skelly	Tennis Court	Refinish		Configuration Unchanged
	Tennis Court	Refinish		

FY 2025

FY2025 Budget 1,500,000.00
 Total Improvement Costs +10% Contingency 7,802,562.04

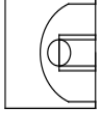
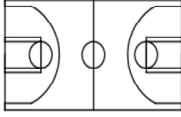
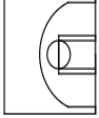
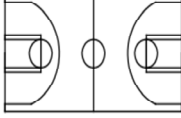

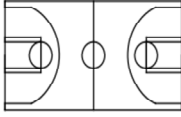
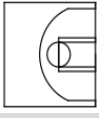
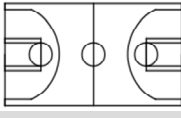
Park	Court	Action	Current Configuration	Proposed Configuration
Penney	Bball Half Court	New Full Bball		
HB Johnson	Tennis Court	Refinish		
	Tennis Court	Refinish		
Lloyd	Tennis Court	Refinish		
	Bball Half Court	Convert to single full court		
	Bball Half Court			
Highland	Tennis Court	Refinish		TBD
	Tennis Court	Convert to Bike Traffic Garden		
Crutchfield	Bball Half Court	Maintian		Configuration Unchanged
Challenger 7	Tennis Court	Re-Key, Refinish		
	Tennis Court	Convert to Bball		
Norvell	Tennis Court	Refinish		
	Bball Half Court	Convert to single full court		
	Bball Half Court			

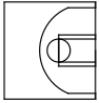
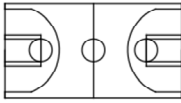
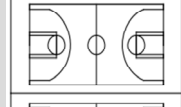
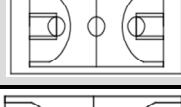
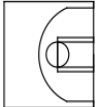
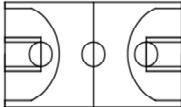
Braden	Tennis Court	Refinish		
	Tennis Court	Convert to 2 Pickleball		
Aaronson	Tennis Court	Refinish, Repair Fence		
	Tennis Court	Refinish, Repair Fence		
	Bball Half Court	Convert to Single Full Court		
	Bball Half Court			
Loving	Basketball Court	Refinish		Configuration Unchanged
	Tennis Court	Refinish		
Henthorne	Basketball Court	Refinish		Configuration Unchanged, Repour Required
	Tennis Court	Refinish		
	Tennis Court	Refinish		
	Tennis Court	Refinish		
	Tennis Court	Refinish		
Zeigler	Tennis Court	Refinish		Configuration Unchanged, Repour Required
	Tennis Court	Refinish		
	Basketball Court	Refinish		
	Basketball Court	Refinish		
BC Franklin	Basketball Court	Maintain		Configuration Unchanged
	Basketball Court	Maintain		
Admiral	Bball Half Court	Refinish		Configuration Unchanged
	Bball Half Court	Refinish		
	Basketball Court	Refinish		
Chittom Clinton	Basketball Court	Maintain		Configuration Unchanged
	Tennis Court	Maintain		
Darlington	Bball Half Court	New Full Bball		
	Tennis Court	Maintain		
	Tennis Court	Maintain		
Florence	Tennis Court	Maintain		Configuration Unchanged
	Pickleball	Maintain		
	Pickleball	Maintain		
Graham	Tennis Court	Maintain		Configuration Unchanged
	Tennis Court	Maintain		
	Tennis Court	Maintain		
	Tennis Court	Maintain		
	Tennis Court	Maintain		
Holiday Hills	Pickleball	Maintain		Configuration Unchanged
	Pickleball	Maintain		
	Pickleball	Maintain		
	Pickleball	Maintain		

	Tennis Court	Maintain		
Maxwell	Basketball Court	Maintain		Configuration Unchanged
	Basketball Court	Maintain		
	Basketball Court	Maintain		
Reed	Tennis Court	Maintain		Configuration Unchanged
	Basketball Court	Maintain		
Kendall-Whittier	Basketball Court	Maintain		Configuration Unchanged
	Basketball Court	Maintain		
	Soccer Court (Overlay)	Maintain		
Schlegel	Basketball Court	Maintain		Configuration Unchanged

FY 2026

FY2026 Budget 2,100,000.00
 Total Improvement Costs +10% Contingency 1,915,194.60

Park	Court	Action	Current Configuration	Proposed Configuration
Archer	Bball Half Court	New Full Bball		
Boeing	Bball Half Court	New Full Bball		
Bullette	Bball Half Court	New Full Bball		
Philpott	Bball Half Court	New Full Bball		

Vining	Bball Half Court	New Full Bball			
Hunter	Bball Half Court	New Full Bball	4 Hoop Circle Configuration		
	Bball Half Court				
	Bball Half Court	New Full Bball			
	Bball Half Court				
Boots Adams	Bball Half Court	New Full Bball			
Upgrade and Add Lighting Systemwide	Multiple	Add Court Lighting at select courts, TBD			
Cover Two Existing Courts (Location TBD)	Prefab Structure (60'x110')	New Construction			
	Electrical Fixtures	New Construction			
	Paint	New Construction			
	Concrete Footings	New Construction			
Leake	Tennis Court	Refinish		Configuration Unchanged	
	Tennis Court	Refinish			

Sewer, Stormwater, and Transportation

Attendees:

Kathy Sebert
Pamela Amburgy
Ashley Webb
Matt Meyer
Maia Treleaven
Linda Jenkins
James Deming

CITY OF TULSA, OKLAHOMA
 SALES TAX OVERVIEW COMMITTEE
 TRANSPORTATION PROJECTS STATUS REPORT

Design & Construction as of:

06/14/24

DESIGN							CONSTRUCTION				
Budget Number	Project Description	Estimated Start Date	Currently Anticipated Completion Date	Engineer	Contract Amount	Pct Compl	Adv or Contract Award Date	Currently Anticipated Completion Date	Contractor	Contract Amount	Pct Compl
FUND 405 - SALES TAX FUND (2014)											
144017	Arterial Street Rehab										
a	Charles Page Blvd. - 33rd W. Ave. to 25th W. Ave.	Jun-15	Sep-17	Garver	\$206	90%	Apr-24	Sep-24	Tri-Star	\$1,747	71%
b	49th W. Ave. - Edison St. to Charles Page Blvd.	May-18	Apr-19	CEC	\$165	85%	Sep-24	Feb-25	Tri-Star	\$776	0%
c	Utica Ave. - Pine St. to Admiral Blvd.	Nov-15	Apr-16	CEC	\$528	85%			Becco	\$3,400	
d	Lewis Ave. - 36th St. N. to Apache St.	Jun-18	Dec-18	Cytergy	\$118	95%	Sep-24	Mar-24	Tri-Star	\$1,411	0%
g	Union Ave. - Southwest Blvd. to W. 41st St.	May-15	Sep-17	COT	\$158	90%	Nov-24				
j	Pine St. - Harvard Ave. to Yale Ave.	May-18	Apr-19	Benham	\$289	94%	Sep-24				
k	Admiral Pl. - Lewis Ave. to Harvard Ave.	Jan-18	Aug-18	BKL	\$253	95%	Aug-24		Becco		
l	Admiral Pl. - Harvard Ave. to Yale Ave.	Nov-16	Jul-17	Poe	\$325	95%	Feb-21	May-22	Ellsworth	\$4,177	100%
m	Sheridan Rd. - Apache St. to Pine St.	Nov-15	Sep-17	Garver	\$156	90%	Mar-25				
s	15th St. - Lewis Ave. to Harvard Ave.	Jan-17	Oct-17	Garver	\$302	90%			Becco	\$3,420	
t	Peoria Ave. - Admiral Blvd. to 11th St.	May-18	Feb-19	MARQUARDT	\$214	90%					
u	Peoria Ave. - 11th St. to 21st St.	Feb-16	Nov-16	MARQUARDT	\$252	85%					
v	Utica Ave. - Admiral Blvd. to 11th St.	Nov-19	Aug-20	C&K	\$317	96%					
w	Utica Ave. - 11th St. to 15th St.	Dec-16	Jul-17	BKL	\$224	90%	Nov-24				
x	Harvard Ave. - 15th St. to 21st St.	Sep-19	Jul-20	Garver	\$245	90%					
y	Harvard Ave. - 21st St. to 31st St.	Apr-18	Apr-19	Poe	\$469	98%					
z	21st St. - Yale Ave. to Sheridan Rd.	May-18	Mar-19	CEC	\$259	98%			Becco	\$2,437	
aa	31st St. - Yale Ave. to Sheridan Rd.	Aug-19	May-20	Garver	\$237	80%	Feb-25				
ac	41st St. - Sheridan Rd. to Memorial Dr.	Apr-18	Jan-19	CGA	\$262	90%	Nov-24				
ae	51st St. - Mingo Rd. to Garnett Rd.	Apr-18	Jun-19	Garver	\$234	90%			Becco	\$3,257	
ai	Memorial Dr. - 91st St. to Creek Tpk.	Jun-15	Dec-15	Marquardt	\$58	100%	Mar-21	Jan-22	Crossland Heavy		100%
aj	Sheridan Rd. - 91st St. to 101st St.	Apr-18	Jun-19	HUB	\$84	95%	Oct-24	Jul-25	Tr-Star	\$1,200	30%
ak	51st St. - Pittsburg Ave. to Yale Ave.	Jan-16	Sep-16	Schemmer	\$74	100%	Dec-18	May-19	Ellsworth	\$926	100%
al	Harvard Ave. - 41st St. to 51st St.	Apr-18	Dec-18	PEC	\$236	90%	Nov-24	Sep-25	Gradeline	\$1,600	0%
am	36th. St. N. - Mingo Rd. to Hwy 169	Jun-18	Apr-19	K-H	\$301	100%	Jan-23	Jul-23	TriStar	\$4,739	100%
ao	Downtown Arterial Streets	May-15	Aug-15	Poe	\$923	70%					
	Phase 1 - 1st Street		Apr-16	Poe		95%	Aug-17	Jan-18	Crossland	\$1,493	100%
	Phase 2 - 5th Street		Aug-16	Poe		95%	Nov-17	Jul-18	Tri-Star	\$1,735	100%
	Phase 3 - 6th Street South		Mar-16	Poe		100%	Oct-16	Mar-17			100%
	Phase 4 - Boulder/1ST to 10th		May-17	Poe		95%	Jan-19	Apr-20	Becco	\$4,415	100%
ao	Phase 5 - 6th Street / 7th Street		Jul-17	Poe		100%	Apr-20	Feb-21	Crossland	\$4,663	100%
ao	Phase 6A - Detroit / 8th Street		Aug-17	Poe		95%	Oct-22	Aug-23	Crossland Heavy	\$4,146	100%

CITY OF TULSA, OKLAHOMA
 SALES TAX OVERVIEW COMMITTEE
 TRANSPORTATION PROJECTS STATUS REPORT

Design & Construction as of:

06/14/24

DESIGN							CONSTRUCTION				
Budget Number	Project Description	Estimated Start Date	Currently Anticipated Completion Date	Engineer	Contract Amount	Pct Compl	Adv or Contract Award Date	Currently Anticipated Completion Date	Contractor	Contract Amount	Pct Compl
ao	Phase 6B - 7th Street			Poe		95%	Feb-25				
ao	Phase 7 - Cheyenne		Jan-18	Poe		95%	Mar-25				
ap	Pine St. & MLK Jr. Blvd Intersection	May-08	Feb-19	CP&Y	\$117	98%					
aq	Pine St. & Peoria Ave. Intersection	Jun-17	Jun-18	Schemmer	\$135	80%					
ar	Pine St. & Lewis Ave. Intersection	Mar-17	Aug-17	Wallace	\$75	100%	Jan-21	Jun-21	Gradeline	\$1,598	100%
as	41st St. & Union Ave. Intersection	May-15	Sep-19	COT	\$158	99%	Nov-24				
at	51st St. & Union Ave. Intersection			Garver		100%			ODOT		100%
au	46th St. N. & Mingo Rd. Intersection	Aug-15	Apr-16	McClelland	\$241	100%	Oct-17	Oct-18	Becco		100%
av	36th St. N. & Mingo Rd. Intersection	Nov-16	Nov-17	McClelland	\$727	100%	Aug-19	Sep-21	Becco		100%
aw	Admiral Blvd. & Lewis Ave. Intersection	Dec-17	Aug-18	BKL	\$250	95%			Becco		
ax	11th St. & Utica Ave. Intersection	Dec-16	Jul-17	BKL	\$224	90%	Nov-24				
ay	21st St. & Peoria Ave. Intersection			MARQUARDT		85%					
az	21st St. & Memorial Dr. Intersection	Nov-15	Apr-16	BKL	\$289	100%	Jul-19	Jul-21	Gradeline		100%
ba	51st St. & Mingo Rd. Intersection	Apr-18	Mar-19	Garver	\$234	95%			Becco--See AE		
bb	71st St. & Sheridan Rd. Intersection	Mar-17	Nov-17	Cytergy	\$99	95%			ODOT-STP		
144020	Citywide Non-Arterial Routine and Preventive Maintenance			C&K		100%			Crossland		
144101	Widen Yale Avenue, 81st St. to 91st Street South	Jun-15	Jul-17	Benham	\$600	100%	Oct-21	Apr-24	Becco	\$31,153	100%
144105	Widen 25th W. Ave., Edison to Apache (design)	Apr-21		Poe		95%					
144108	Widen Pine Street, Mingo to U.S. 169 (design)	Jun-23	Apr-24	Garver	\$439	80%					
144120	Gilcrease Expressway Local Match										
144063	Bridges - Replacement and Rehabilitation Programs										
a	Bridge No. 275 - 10100 E. 36th St. N.	Jun-18	Dec-19	K-H		95%	Sep-24	Sep-25	Becco	\$4,097	8%
144094	ODOT Rehabilitation and Replacement Program										
144003	Citywide guardrail replacement										
144004	Citywide traffic signalization										
144005	Roadway, pedestrian, and decorative lighting replacement										
144006	Signing, pavement marking and delineation										
144007	Traffic calming										
144008	Traffic signal installation, modification, and safety improvements										
144009	Traffic signal pole replacement										
144010	Creek Turnpike Trail pedestrian bridge over Memorial Dr. (\$200,000 for study only)										

CITY OF TULSA, OKLAHOMA
 SALES TAX OVERVIEW COMMITTEE
 TRANSPORTATION PROJECTS STATUS REPORT

Design & Construction as of:

06/14/24

DESIGN							CONSTRUCTION				
Budget Number	Project Description	Estimated Start Date	Currently Anticipated Completion Date	Engineer	Contract Amount	Pct Compl	Adv or Contract Award Date	Currently Anticipated Completion Date	Contractor	Contract Amount	Pct Compl
144011	GPS emergency vehicle preemption system (approx. 30 intersections)										
144109	Citywide ADA Transition Plan Implementation (Minimum for 30-Year Schedule - High and Medium Priority Needs)	Feb-16	Aug-18	BKL	\$639	90%					
	ADA Transition Plan - Package #2			BKL		100%			Crossland		100%
	ADA Transition Plan - Package #1		Sep-17	BKL		100%	Mar-20	Nov-20	Daris	\$1,642	100%
	ADA Transition Plan - Package #3		Mar-23	BKL		95%	Oct-24	Apr-25	Rand L Const.	\$1,495	3%
144018	Bicycle/Pedestrian Master Plan Implementation										
144019	IDL Entrance Rehabilitation (1st, 7th, and 8th Streets; signals at 1st and Greenwood)	see ao 144017		Garver	\$1	100%			Crossland		100%
TOTAL FUND 405 INCOMPLETE PROJECTS											
FUNDS 4270-4276 - 2014 STREETS GENERAL OBLIGATION BOND											
Streets, Expressways, Sidewalks, Traffic Calming											
Arterial Street Rehabilitation and Citywide Projects:											
144200	36th St. - N. MLK Jr. Blvd. to Peoria Ave.	Jun-15	Mar-20	PEC	\$232	95%	Sep-21	Feb-24	Ground Level	\$4,895	100%
144201	Apache St. - MLK Jr. Blvd. to Peoria Ave.	Nov-14	Aug-15	MESHEK	\$267	100%	Mar-19	Nov-19	Crossland	\$3,380	100%
144202	Apache St. - Peoria Ave. to Lewis Ave.	Aug-16	Mar-17	C&K	\$500	98%			R&L Construction	\$1,958	
144203	W. 41st St. S. - 41st W. Ave. to S. 33rd W. Ave.	Sep-14	Aug-15	Poe	\$175	95%	Mar-22	Dec-23	Grade Line	\$3,692	100%
144204	S. 33rd W. Ave. - 41st St. to 51st St.	Sep-14	Aug-15		\$275	95%					
144213	91st St. - Harvard Ave. to Yale Ave.		May-24	CEC	\$177	85%					
144214	Sheridan Rd. - 81st St. to 91st St.	101/14	Jun-15	POE	\$136	100%	Oct-16	Mar-17	Crossland	\$1,509	100%
62 144215	Peoria Ave. - 41st St. to 51st St.	Dec-16	Aug-17	MARQUARDT	\$340	100%	Feb-23	Sep-24	Becco	\$3,082	82%
144309	Citywide - Arterial Rehabilitation										
144110	Citywide - Arterial Sidewalk Improvements										
144020	Citywide - Arterial Routine and Preventive Maintenance										
144093	Citywide Matching Funds										
193140000Z	Mingo Creek Trail - 41st to 51			RL Shears		100%	Feb-19	Jul-19	Crossland		100%
144094	ODOT Rehabilitation and Replacement Program										
Non-Arterial Rehabilitation and Citywide Projects:											
144111	Maintenance Zone 1001:	May-15	Feb-16	MAR / ARB	271 / 284	95%	Feb-22	Oct-24	Gradeline	\$8,291	96%
144168	Maintenance Zone 1068: N	Sep-16	Sep-17	TEP	152.	95%					
144168	Maintenance Zone 1068: S	Sep-16	Sep-17	Poe		95%	Jun-24	Dec-24	Tri-Star	\$1,149	91%
144153	Maintenance Zone 1153:	Sep-14	Jun-15	POE	\$334+	95%	Jul-23	Apr-24	Crossland Heavy	\$4,784	99%
144310	Maintenance Zone 3010:	May-15	Jan-16	K-H	\$544	90%	Sep-24	Sep-25	Becco	\$4,365	0%

CITY OF TULSA, OKLAHOMA
 SALES TAX OVERVIEW COMMITTEE
 TRANSPORTATION PROJECTS STATUS REPORT

Design & Construction as of:

06/14/24

DESIGN							CONSTRUCTION				
Budget Number	Project Description	Estimated Start Date	Currently Anticipated Completion Date	Engineer	Contract Amount	Pct Compl	Adv or Contract Award Date	Currently Anticipated Completion Date	Contractor	Contract Amount	Pct Compl
144317-N	Maintenance Zone 3017:	Oct-17	Jul-18	CGA	\$324	80%					
144317-S	Maintenance Zone 3017:	Aug-24	Aug-24	Poe	\$164	80%	Mar-25				
144318	Maintenance Zone 3018:	Oct-14	May-15	SCHEMMER	\$44	100%	Mar-17	Jan-18	Becco	\$484	100%
144320	Maintenance Zone 3020:	Aug-16	May-17	Garner	\$345	80%	Oct-24				
144380	Maintenance Zone 3080:	Oct-14	Mar-15	CP&K	\$19	95%		Jan-16	Crossland	\$176	100%
144413	Maintenance Zone 4013:	Sep-14	Apr-15	LEIDOS	\$512	95%		TBD	Becco	\$5,868	
144421	Maintenance Zone 4021:	Jul-16	Apr-17	CEC	\$343	96%	Oct-23	Aug-24	Crossland Heavy	\$2,908	100%
144431	Maintenance Zone 4031:	May-15	Feb-16	GARVER	\$576	95%	Nov-22	Apr-24	Crossland Heavy	\$10,082	100%
144467	Maintenance Zone 4067 phase 1	Oct-14	Jun-15	GUY	\$344	100%	Jan-20	Aug-20	Crossland	\$3,127	100%
144467	Maintenance Zone 4067 phase 2			COT		90%			Gradeline	\$2,289	
85 144452	Maintenance Zone 4152:	Oct-17	Jul-18	HUB	\$373	85%					
144546	Maintenance Zone 5046:	Jun-16	Mar-17	K-H	\$540	95%					
144547N	Maintenance Zone 5047: North			GARVER			Mar-24	Nov-25	Becco	\$5,544	33%
144547S	Maintenance Zone 5047: South	Aug-16	Jun-17	GARVER	\$584	90%	Apr-23	Jun-24	RLConstr	\$1,690	99%
144627	Maintenance Zone 6027:	Sep-14	Apr-15	PEC	\$83	100%	Nov-16	Mar-17	Ellsworth	\$920	100%
144628E	Maintenance Zone 6028: East	Jan-18	Aug-19	K-H	\$428	80%	Sep-24				
144628W	Maintenance Zone 6028: West			MESHEK		90%	Feb-23	Mar-25	Becco	\$9,827	88%
144754	Maintenance Zone 7054:	Sep-17	Feb-19	POE	\$747	80%	Apr-24				
144863B	Maintenance Zone 8063: South	Oct-17	Sep-19	PEC	\$195	95%	Sep-23	Sep-25	R & L	\$4,008	36%
144949	Maintenance Zone 9049:	Sep-17	May-19	GARVER	\$770	90%	Jan-25				
144015	Citywide Non-Arterial Rehabilitation										
144021	Citywide Non-Arterial Routine and Preventive Maintenance										
144016	Citywide Non-Arterial Sidewalk Improvements										
144060	Bridge No. 189 - 4700 N. Iroquois Ave.	Nov-14	Jul-15	MEHLBURGER		100%	Mar-19	Oct-19	Crossland		100%
144061	Bridge No. 298 - 2100 E. 61st St.	Oct-14	Apr-15	G&K	\$70	100%	Jul-16	Oct-16	MX Corp	\$637	100%
144062	Bridge No. 323B - 12000 E. 21st	Dec-14		GARVER	\$10	100%	Oct-20	Aug-21	Becco		100%
TOTAL FUNDS 4270-4273 - 2014 Streets General Obligation Bond											
FUNDS 4281-4285 - 2020 STREETS GENERAL OBLIGATION BOND											
'Non-Arterial Street Rehabilitation Projects:											
2036N1007Z	Maintenance Zone 1007:	Dec-20	Aug-21	COT	\$81	98%	May-25				
2036N1068Z	Maintenance Zone 1068:										
2036N1070Z	Maintenance Zone 1070:	Feb-21	Oct-21	CGA	\$204	97%					
2036N1071Z	Maintenance Zone 1071:	Apr-24		PEC	\$98						
2036N1072Z	Maintenance Zone 1072:	Apr-24	Sep-24	BKL	161%	25%					
2036N1076Z	Maintenance Zone 1076:		Mar-24	K-H	\$236	90%	Oct-25				
2036N1078Z	Maintenance Zone 1078:	Oct-20	Jun-21	Olsson	\$253	85%					
2036N1097Z	Maintenance Zone 1097:										
2036N1098Z	Maintenance Zone 1098:										
2036N1153Z	Maintenance Zone 1153:	Apr-22	Feb-23	Poe	\$164	90%	Dec-25				

CITY OF TULSA, OKLAHOMA
 SALES TAX OVERVIEW COMMITTEE
 TRANSPORTATION PROJECTS STATUS REPORT

Design & Construction as of:

06/14/24

Budget Number	Project Description	DESIGN					CONSTRUCTION				
		Estimated Start Date	Currently Anticipated Completion Date	Engineer	Contract Amount	Pct Compl	Adv or Contract Award Date	Currently Anticipated Completion Date	Contractor	Contract Amount	Pct Compl
2036N1155Z	Maintenance Zone 1155:	Aug-22	Apr-23	CGA/HUB	\$45	95%			Tri-Star	\$306	
2036N1157Z	Maintenance Zone 1157:	Sep-24	Jun-24	Poe	-	90%					
2036N2056Z	Maintenance Zone 2056:	Oct-22	Mar-24	TEP	\$180	95%					
2036N2065Z	Maintenance Zone 2065:	Jan-21	Sep-21	Garver	\$218	95%	Feb-24	Jan-25	Crossland	\$3,518	88%
2036N2066Z	Maintenance Zone 2066:	Oct-20	Jul-21	C&K	\$101	95%	Aug-24	Jan-24	Tri-Star	\$1,050	25%
2036N2131Z	Maintenance Zone 2131:										
2036N3004Z	Maintenance Zone 3004:	Dec-23	Mar-24	Marquardt	\$72	82%					
2036N3005Z	Maintenance Zone 3005:			CEC	\$183						
2036N3008Z	Maintenance Zone 3008:										
2036N3010Z	Maintenance Zone 3010:	Aug-23	Nov-24	K-H	\$145	75%					
2036N3011Z	Maintenance Zone 3011:										
2036N3017Z	Maintenance Zone 3017:	Feb-24	Jul-24	HUB	\$164	80%					
2036N3075Z	Maintenance Zone 3075:	Aug-22	Apr-23	CGA/HUB	\$45	95%			Tri-Star	\$318	
2036N3080Z	Maintenance Zone 3080:										
2036N3081Z	Maintenance Zone 3081:	Feb-21	Mar-22	EST	\$58	95%	Apr-24	Jun-25	Tri-Star	\$552	69%
2036N3082Z	Maintenance Zone 3082:										
2036N4014Z	Maintenance Zone 4014:	Oct-20	May-21	Poe	\$136	95%	Jan-25				
2036N4015Z	Maintenance Zone 4015:										
2036N4021Z	Maintenance Zone 4021:	Sep-20	Feb-22	CEC	\$256	80%					
2036N4022Z	Maintenance Zone 4022:	Oct-20	Apr-21	BKL	\$322	90%					
2036N4023Z	Maintenance Zone 4023:	Aug-22	Apr-23	CGA/HUB	\$45	95%			Tri-Star	\$326	
2036N4029Z	Maintenance Zone 4029:										
2036N4030Z	Maintenance Zone 4030:	Dec-20	Aug-21	Poe	\$143	95%	Dec-22	Oct-23	R&L	\$1,886	100%
2036N4031Z	Maintenance Zone 4031:										
2036N4067Z	Maintenance Zone 4067:	Dec-23	Jun-24	Benham	\$91	70%					
2036N4069Z	Maintenance Zone 4069:	Aug-22	Jul-23	BKL	\$200	40%					
2036N5016Z	Maintenance Zone 5016:	Jun-22	Apr-23	Garver	\$576	92%					
2036N5026Z	Maintenance Zone 5026:										
2036N5027Z	Maintenance Zone 5027:	Sep-22	Jul-23	Wallace	\$46	95%	Nov-24				
2036N5033Z	Maintenance Zone 5033:										
2036N5039Z	Maintenance Zone 5039:	Jun-23	Dec-23	FNI	\$86	95%	Sep-24	Jan-24	Becco	\$992	10%
2036N5040Z	Maintenance Zone 5040:	Apr-21	Mar-22	TEP	\$81	95%	Apr-24	Jul-24	Crossland	\$1,067	96%
2036N6035Z	Maintenance Zone 6035:			Benham		95%			H&G	\$819	10%
2036N6142Z	Maintenance Zone 6142:	Jul-22	Nov-22	C&K	\$50	95%	Oct-23	Dec-23	Ellsworth	\$543	100%
2036N6144Z	Maintenance Zone 6144:										
2036N6148Z	Maintenance Zone 6148:										
2036N6149Z	Maintenance Zone 6149:										
2036N6150Z	Maintenance Zone 6150:	Dec-23	Aug-24	Poe	\$217	40%					
2036N7048Z	Maintenance Zone 7048:	Nov-20	Mar-22	Benham	\$252	95%					
2036N7060Z	Maintenance Zone 7060:	Dec-20	Dec-21	HUB	\$73	95%	Jan-24	May-24	Gradeline	\$1,483	95%
2036N7104Z	Maintenance Zone 7104:										
2036N7109Z	Maintenance Zone 7109:	Aug-23	Apr-24	Keithline	\$94	90%					

CITY OF TULSA, OKLAHOMA
 SALES TAX OVERVIEW COMMITTEE
 TRANSPORTATION PROJECTS STATUS REPORT

Design & Construction as of:

06/14/24

DESIGN							CONSTRUCTION				
Budget Number	Project Description	Estimated Start Date	Currently Anticipated Completion Date	Engineer	Contract Amount	Pct Compl	Adv or Contract Award Date	Currently Anticipated Completion Date	Contractor	Contract Amount	Pct Compl
2036N7115Z	Maintenance Zone 7115:										
2036N8057Z	Maintenance Zone 8057:	Feb-21	Mar-22	Wallace	\$107	95%	Aug-23	Nov-23	Ellsworth	\$1,478	100%
2036N8102Z	Maintenance Zone 8102:	Oct-20	Apr-22	FNI	\$171	95%			Ellsworth	\$1,539	
2036N8113Z	Maintenance Zone 8113:	Aug-22	Feb-23	Keithline		95%	Jan-24	Aug-24	R&L Construction	\$300	86%
2036N8116Z	Maintenance Zone 8116:										
2036N9036Z	Maintenance Zone 9036:	Sep-22	Feb-24	CEC	\$236	90%					
2036N9037Z	Maintenance Zone 9037:	Jan-21	Aug-21	CP&Y	\$183	90%			H & G Paving	\$1,453	
2036N9038Z	Maintenance Zone 9038:	Dec-20	Oct-21	PEC	\$71	95%	Jul-23	Oct-23	Tri-Star	\$520	99%
2036N9043Z	Maintenance Zone 9043:										
2036N9044Z	Maintenance Zone 9044:	Sep-22	Apr-24	Benham	\$201	70%					
2036N9045Z	Maintenance Zone 9045:	Aug-22	Feb-23	Keithline	\$21	95%	Jan-24	Oct-24	R&L Construction	\$300	86%
2036N9049Z	Maintenance Zone 9049:	Jun-22	Mar-23	Marquardt	\$207	91%	Jan-24				
2036N9050Z	Maintenance Zone 9050:	Jan-21	Sep-21	CP&Y	\$98	90%	Mar-24	Oct-24	R&L Construction	\$1,162	15%
2036N9051Z	Maintenance Zone 9051:	Sep-20	Apr-21	Keithline	\$83	95%			Tri-Star	\$907	
2036N9052Z	Maintenance Zone 9052:			Keithline		95%	Jan-24	Oct-24	R&L Construction	\$300	79%
Arterial Street Rehabilitation Projects:											
	Arterial Street Projects:										
2036A0001Z	56th St N-MLK Blvd to 1500ft W of Peoria										
2036A0002Z	46th St N - Peoria Ave to Lewis Ave	Apr-22	Mar-23	C&K	\$273	90%	May-24	Jan-25	Becco	\$2,967	79%
2036A0003Z	46th St N - Elwood Ave to MLK Jr Blvd										
2036A0004Z	36th St N - Peoria Ave to Lewis Ave										
2036A0005Z	36th St N - Osage Cnty Line to MLK Blvd	Jul-23	Aug-24	Benham	\$52	25%					
2036A0006Z	31st St N - 53rd W Ave to 41st W Ave										
2036A0007Z	Apache St - Harvard Ave to Yale Ave	Jun-22	Jan-23		\$49	20%					
2036A0008Z	Pine St - Gilcrease Museum Rd to Union	Sep-21	Sep-22	Poe		90%	Aug-23	Jul-24	Becco		65%
2036A0009Z	Pine St - Peoria Ave to Lewis Ave			CEC		50%			ODOT-STP		
2036A0010Z	Edison St - 33rd W Ave to Union Ave	Sep-21	Sep-22	Poe		90%	Aug-23	Jul-24	Becco		65%
2036A0011Z	33rd W Ave - Apache St to Pine St	Sep-21	Sep-22	Poe		90%	Aug-23	Jul-24	Becco		65%
2036A0012Z	33rd W Ave - Pine St to Edison St	Sep-21	Sep-22	Poe		90%	Aug-23	Jul-24	Becco		65%
2036A0013Z	Gilcrease Museum Rd - Apache to Pine	Sep-21	Sep-22	Poe		90%					
2036A0014Z	MLK Jr Blvd - 56th St N to 46th St N										
2036A0015Z	MLK Jr Blvd - 36th St N to Apache St	Jul-23	Aug-24	Benham	\$100	90%					
2036A0016Z	MLK Jr Blvd - Apache St to Pine St	Jul-23	Aug-24	Benham	\$50	90%					
2036A0017Z	Peoria Ave - 56th St N to 46th St N	Apr-22	Mar-23	C&K	\$273	90%	May-24	Jan-25	Becco	\$2,697	79%
2036A0018Z	Peoria Ave - 46th St N to 36th St N	Apr-22	Mar-23	C&K	\$273	90%	May-24	Jan-25	Becco	\$2,697	79%
2036A0019Z	Peoria Ave - Pine St to Admiral Blvd	May-24	Apr-25	K-H		10%			ODOT-STP		
2036A0020Z	Lewis Ave - Pine St to Admiral Pl	Oct-22	Feb-24	CEC	\$179	60%			ODOT-STP		
2036A0021Z	Harvard Ave - Mohawk Blvd to 36th St N			Schemmer	\$49						
2036A0025Z	41st St S - Union Ave to Elwood Ave	Jan-23	Sep-23	BKL	\$223	90%					
2036A0026Z	51st St S - 33rd W Ave to Union Ave										
2036A0027Z	61st St S - Lewis Ave to Harvard Ave	Jun-22	Jan-23	COT	\$49	100%	Apr-24	24-Jun	Becco	\$679	100%

CITY OF TULSA, OKLAHOMA
 SALES TAX OVERVIEW COMMITTEE
 TRANSPORTATION PROJECTS STATUS REPORT

Design & Construction as of:

06/14/24

Budget Number	Project Description	DESIGN					CONSTRUCTION				
		Estimated Start Date	Currently Anticipated Completion Date	Engineer	Contract Amount	Pct Compl	Adv or Contract Award Date	Currently Anticipated Completion Date	Contractor	Contract Amount	Pct Compl
2036A0028Z	Elwood Ave - 71st St S to 81st St S										
2036A0029Z	Lewis Ave - 61st St S to 71st St S										
2036A0030Z	Lewis Ave - 71st St S to 81st St S										
2036A0031Z	Delaware Ave - 81st St S to 91st St S	Jun-23	Nov-23	BKL	\$109	90%	Jun-24	24-Oct	Crossland Heavy	\$1,421	99%
2036A0032Z	Harvard Ave - 61st St S to 71st St S										
2036A0033Z	Harvard Ave - 71st St S to 81st St S			Benham							
2036A0034Z	Harvard Ave - 81st St S to 91st St S										
2036A0039Z	36th St N - Garnett Rd to 129th E Ave	Nov-23	Aug-24	Keithline	\$88	90%					
2036A0040Z	36th St N - 129th E Ave to 141st E Ave										
2036A0041Z	Apache St - Gilcrease Expy to Sheridan Rd										
2036A0042Z	Pine St - Lewis Ave to Harvard Ave	May-24	Apr-25	K-H		10%			ODOT-STP		
2036A0043Z	Pine St - State Hwy 11 to Mingo Rd	Jun-23	Feb-24	Garver	\$189	85%			ODOT-STP		
2036A0044Z	Pine St - Mingo Rd to Garnett Rd										
2036A0045Z	Pine St - Garnett Rd to 129th E Ave	Jan-23	Oct-24	PEC	\$75	85%					
2036A0046Z	Admiral Pl - Sheridan Rd to Memorial Dr			CEC							
2036A0047Z	Admiral Pl - Memorial Dr to Mingo Rd			CEC							
2036A0048Z	Admiral Pl - Garnett Rd to 129th E Ave			CEC							
2036A0049Z	11th St S - Memorial Dr to 89th E Ave								ODOT-STP		
2036A0050Z	Yale Ave - Apache St to Pine St	Jul-23	Apr-24	HUB	\$200	90%					
2036A0051Z	Yale Ave - Pine St to Admiral Pl										
2036A0052Z	Sheridan Rd - 36th St N to Apache St										
2036A0053Z	Garnett Rd - Admiral Pl to 11th St S										
2036A0054Z	129th E Ave - 36th St N to Apache St	Nov-22	Aug-23	Keithline	\$88	90%					
2036A0055Z	129th E Ave - Apache St to Pine St	Feb-23	Jun-23	HUB		85%					
2036A0064Z	11th St S - Utica Ave to Lewis Ave			Wallace		100%			TIF-IDP		100%
2036A0065Z	11th St S - Harvard Ave to Yale Ave										
2036A0066Z	15th St S - Boston Ave to Denver Ave										
2036A0067Z	15th St S - Harvard Ave to Yale Ave	Nov-22	May-24	Garver	\$110	90%					
2036A0068Z	21st St S - Lewis Ave to Harvard Ave										
2036A0069Z	21st St S - Harvard Ave to Yale Ave										
2036A0070Z	Peoria Ave - 21st St S to 31st St S										
2036A0077Z	15th St S - Sheridan Rd to 73rd E Ave										
2036A0078Z	41st St S - Yale Ave to Sheridan Ave										
2036A0079Z	Yale Ave - 31st St S to 36th St S										
2036A0080Z	Yale Ave - 41st St S to I-44										
2036A0081Z	Sheridan Rd - 21st St S to 31st St S										
2036A0082Z	Sheridan Rd - 31st St S to 41st St S										
2036A0083Z	Sheridan Rd - 41st St S to 51st St S	Aug-25	Jul-25	Garver							
2036A0086Z	Admiral Pl: 225th EA to 22200 Blk E Adm.			CEC							
2036A0087Z	11th St S - 145th E Ave to 161st E Ave										
2036A0088Z	11th St S - 161st E Ave to 177th E Ave	Jun-23	Aug-24	TEP	\$54	80%					
2036A0089Z	11th St S - 177th E Ave to 193rd E Ave	Jun-23	Aug-24	TEP	\$84	80%					

CITY OF TULSA, OKLAHOMA
 SALES TAX OVERVIEW COMMITTEE
 TRANSPORTATION PROJECTS STATUS REPORT

Design & Construction as of:

06/14/24

DESIGN							CONSTRUCTION				
Budget Number	Project Description	Estimated Start Date	Currently Anticipated Completion Date	Engineer	Contract Amount	Pct Compl	Adv or Contract Award Date	Currently Anticipated Completion Date	Contractor	Contract Amount	Pct Compl
2036A0090Z	21st St S - 145th E Ave to 161st E Ave										
2036A0091Z	21st St S - 161st E Ave to 177th E Ave										
2036A0092Z	31st St S - Garnett Rd to 129th E Ave			Marquardt					ODOT-STP		
2036A0093Z	41st St S - 177th E Ave to 193rd E Ave										
2036A0094Z	129th E Ave - 51st St S to 61st St S										
2036A0095Z	145th E Ave - 11th St S to 21st St S										
2036A0096Z	145th E Ave - 21st St S to 31st St S										
2036A0097Z	161st E Ave - 11th St S to 21st St S	Jun-23		TEP	\$91	80%					
2036A0108Z	61st St S - Sheridan Rd to Memorial Dr										
2036A0109Z	Memorial Dr - 51st St S 61st St S	Jan-23	May-24	Poe	\$438	85%					
2036A0110Z	Mingo Rd - 61st St S to 71st St S			C&K					ODOT-STP		
2036A0111Z	Mingo Rd - 91st St S to 101st St S										
2036A0113Z	101st St S- Yale Ave to Sheridan Ave										
2036A0114Z	101st St S - Sheridan Rd to Memorial Dr										
2036A0115Z	111st St S - Yale Ave to Sheridan Rd										
2036A0116Z	121st St S - Yale Ave to Sheridan Rd										
2036A0117Z	Yale Ave - 61st St S to 71st St S										
2036A0118Z	Yale Ave - 111th St S to 121st St S	Dec-24	Aug-25	CEC	\$68	10%					
2036A0119Z	Sheridan Rd - 71st St S to 81st St S	Apr-23	Feb-25	CGA/HUB	\$138	58%			ODOT-STP		
2036A0122Z	41st St S - Riverside Dr to Peoria Ave										
2036A0123Z	41st St S - Peoria Ave to Lewis Ave										
2036A0124Z	Peoria Ave - 31st St S to 41st St S	Jun-23	Oct-24	Marquardt	\$59	67%			ODOT-STP		
2036A0125Z	Lewis Ave - 41st St S to I-44	Aug-22	Jun-24	Benham	\$85	64%					
	Intersection Projects										
2036A0022Z	36th St N & Harvard Ave Intersection			Schemmer							
2036A0023Z	Apache St & MLK Jr Blvd Intersection			Benham							
2036A0024Z	Pine St & Gilcrease Museum Rd Intersection										
2036A0035Z	41st St S & Elwood Ave Intersection	Jan-23	Sep-23	BKL	\$223	90%					
2036A0036Z	51st St S & 33rd W Ave Intersection										
2036A0037Z	71st St S & Union Ave Intersection										
2036A0038Z	81st St S & Union Ave Intersection										
2036A0056Z	36th St N & 129th E Ave Intersection	Nov-22	Aug-23	Keithline	\$65	90%					
2036A0057Z	Pine St & Sheridan Rd Intersection										
2036A0058Z	Pine St & Mingo Rd Intersection	Jan-23	Feb-24	Garver		88%			ODOT-STP		
2036A0059Z	Pine St & Garnett Rd Intersection	Jun-23	Oct-24	PEC	\$35	85%					
2036A0060Z	Admiral PI & Sheridan Rd Intersection			CEC							
2036A0061Z	Admiral PI & Garnett Rd Intersection										
2036A0062Z	11th St S & Sheridan Rd Intersection										
2036A0063Z	11th St S & Mingo Rd Intersection										
2036A0071Z	11th St S & Peoria Ave Intersection										
2036A0072Z	11th St S & Lewis Ave Intersection			Wallace		100%			TIF-IDP		100%
2036A0073Z	11th St S & Harvard Ave Intersection										

CITY OF TULSA, OKLAHOMA
 SALES TAX OVERVIEW COMMITTEE
 TRANSPORTATION PROJECTS STATUS REPORT

Design & Construction as of:

06/14/24

DESIGN							CONSTRUCTION				
Budget Number	Project Description	Estimated Start Date	Currently Anticipated Completion Date	Engineer	Contract Amount	Pct Compl	Adv or Contract Award Date	Currently Anticipated Completion Date	Contractor	Contract Amount	Pct Compl
2036A0074Z	15th St S & Harvard Ave Intersection			Garver							
2036A0075Z	21st St S & Harvard Ave Intersection										
2036A0076Z	31st St S & Peoria Ave Intersection	Jun-23		Marquardt	\$42	67%					
2036A0084Z	15th St S & Sheridan Rd Intersection										
2036A0085Z	41st St S & Yale Ave Intersection										
2036A0098Z	11th St S & 145th E Ave Intersection										
2036A0099Z	11th St S & 161st E Ave Intersection	Jun-23	Aug-24	TEP	\$16	80%					
2036A0100Z	11th St S & 177th E Ave Intersection	Jun-23	Aug-24	TEP	\$14	80%					
2036A0101Z	11th St S & 193rd E Ave Intersection	Jun-23	Aug-24	TEP	\$14	80%					
2036A0102Z	21st St S & 145th E Ave Intersection										
2036A0103Z	21st St S & 161st E Ave Intersection										
2036A0104Z	21st St S & 177th E Ave Intersection										
2036A0105Z	21st St S & 193rd E Ave Intersection										
2036A0106Z	31st St S & 145th E Ave Intersection										
2036A0107Z	41st St S & 177th E Ave Intersection										
2036A0112Z	91st St S & Memorial Dr Intersection										
2036A0120Z	121st St S & Yale Ave Intersection										
2036A0121Z	111th St S & Yale Ave Intersection			CEC							
2036A0126Z	41st St S & Peoria Ave Intersection										
Arterial Street Widening Projects:											
2036W0001Z	Gilcrease Museum Rd - Pine to Admiral	Sep-22	Aug-23	Poe		90%	May-25				
2036W0002Z	81st St S - Tacoma Ave to Maybelle Ave			ODOT					ODOT		
2036W0003Z	81st St S & Elwood Ave Intersection			BKL	\$468						
2036W0004Z	91st St S - Memorial Dr to Mingo Rd	Mar-20	Dec-23	Garver	\$814	95%			Tri-Star		
2036W0005Z	101st St S & Sheridan Rd Intersection	Nov-23	Aug-25	CEC	\$603	32%	Oct-27				
2036W0006Z	81st St S - Harvard Ave to Yale Ave	Jun-23	Jan-24	Garver	\$1,485	33%					
Central Business District (CBD)											
Streets and Alleyways											
2036D0001Z	4th St	6/1/2023	Feb-24	Poe		60%					
2036D0002Z	MLK Ave & Detroit Ave north of BNSF	Aug-20	Feb-21	Poe	\$130	95%	Oct-21	May-22	Crossland	\$1,592.00	100%
2036D0003Z	Cincinnati Ave	Oct-23		Poe		25%					
2036D0004Z	Detroit Ave south of BNSF	Aug-23	Sep-24	Poe		30%					
2036D0005Z	Reconciliation Way	Aug-20	Feb-21	Poe		95%	Oct-21	May-22	Crossland	\$1,592.00	100%
2036D0006Z	Lansing Ave	Jun-23	Feb-24	Poe		60%					
2036D0007Z	Alleyways			Str & Stwtr							
Bridge Maintenance & Rehabilitation											
2037B0201C	Bridge #201C	Oct-22	Oct-23	Benham	\$8	90%					
2037B0216Z	Bridge #216										
2037B0219D	Bridge #219D										
2037B0286Z	Bridge #286	Oct-22	Oct-23	Benham	\$8	90%					
2037B0340Z	Bridge #340										

CITY OF TULSA, OKLAHOMA
 SALES TAX OVERVIEW COMMITTEE
 TRANSPORTATION PROJECTS STATUS REPORT

Design & Construction as of:

06/14/24

DESIGN							CONSTRUCTION				
Budget Number	Project Description	Estimated Start Date	Currently Anticipated Completion Date	Engineer	Contract Amount	Pct Compl	Adv or Contract Award Date	Currently Anticipated Completion Date	Contractor	Contract Amount	Pct Compl
2037B0343Z	Bridge #343	Oct-22	Oct-23	Benham	\$8	90%					
2037B0179Z	Bridge #179										
2037B0232Z	Bridge #232										
2037B0245Z	Bridge #245	Jan-21	Sep-21	Garver	\$89	95%	Sep-23	Jan-24	Gradeline	\$600.00	100%
2037B0258Z	Bridge #258	Jan-21	Sep-21	Garver	\$35	95%	Sep-23	Jan-24	Gradeline	\$300.00	100%
2037B0263Z	Bridge #263	Jul-21		CP&Y	\$30	90%					
2037B0301Z	Bridge #301	Jul-21		CP&Y	\$30	90%					
2037B0359Z	Bridge #359	Feb-22	Dec-22	Garver		95%	Aug-23	Feb-24	Daris	\$150.00	100%
2037B0232A	Bridge #232A	Jan-21	Sep-21	Garver		95%					
2037B0301A	Bridge #301A										
2037B0425Z	Bridge #425										
2037B0225Z	Bridge #225										
2037B0167Z	Bridge #167	Feb-22	Dec-22	Garver		90%	Aug-23	Feb-24	Daris	\$60.00	100%
2037B0173Z	Bridge #173			Poe							
2037B0236Z	Bridge #236										
2037B0241Z	Bridge #241	Jul-21		CP&Y	\$54	60%					
2037B0261A	Bridge #261A	Feb-22	Dec-22	Garver		90%	Aug-23	Feb-24	Daris	\$120.00	100%
2037B0261B	Bridge #261B	Feb-22	Dec-22	Garver		90%	Aug-23	Feb-24	Daris	\$100.00	100%
2037B0269Z	Bridge #269			Benham							
2037B0474Z	Bridge #474										
2037B0482Z	Bridge #482										
2037B0153Z	Bridge #153										
2037B0183Z	Bridge #183										
2037B0252Z	Bridge #252										
2037B0271Z	Bridge #271										
2037B0322Z	Bridge #322	Oct-22	Jul-23	Benham	\$8	95%			H&G		
2037B0329Z	Bridge #329										
2037B0478Z	Bridge #478										
2037B0204Z	Bridge #204	Mar-21	Jul-24	CP&Y	\$35	90%	Aug-24	Feb-25	Bright Lighting	\$1,245.00	10%
2037B0315Z	Bridge #315										
2037B0336Z	Bridge #336										
2037B0404Z	Bridge #404										
2037B0346Z	Bridge #346										
2037B0423Z	Bridge #423	Oct-22	Feb-25	Benham	\$8	60%					
2037B0424Z	Bridge #424										
2037B1000Z	Citywide Bridge Rehab and Inspection										
Citywide Projects											
	Citywide ADA Transition Plan Impl & Update (ROW)										
2036X0001Z	Transition Plan Update										
2036X0002Z	Transit Stops			BKL							
2036X0003Z	Signalized Intersections			BKL							
2036S0001Z	Sidewalk Corridors			BKL							

CITY OF TULSA, OKLAHOMA
 SALES TAX OVERVIEW COMMITTEE
 TRANSPORTATION PROJECTS STATUS REPORT

Design & Construction as of:

06/14/24

DESIGN							CONSTRUCTION				
Budget Number	Project Description	Estimated Start Date	Currently Anticipated Completion Date	Engineer	Contract Amount	Pct Compl	Adv or Contract Award Date	Currently Anticipated Completion Date	Contractor	Contract Amount	Pct Compl
2036X0004Z	Citywide Infrastructure Partnership Funds										
2036N0001Z	Citywide Non-Arterial Routine & Preventive										
2036A1000Z	Citywide Arterial Routine and Preventive										
2036A1001Z	Pavement Reinspection										
2035X0001Z	Transit-MTTA-Route 66 Bus Rapid Transit			HNTB	\$1,317	80%					
	Traffic Engineering										
2036X0005Z	Signal Coordination & Communication										
2036X0006Z	Signal Installation, Repair and Replace										
2036X0007Z	Traffic Calming										
2036X0008Z	Lighting Repair and Replacement										
2036X0009Z	Pavement Markings and Signs										
2036X0010Z	Guardrail Repair and Replacement										
2039X0009Z	Traffic Studies										
	Bicycle-Pedestrian Infrastructure										
2036S0002Z	Go Plan Implementation - Engineering			Garver							
2036S0003Z	Go Plan Implementation-Traffic Operation			Traffic							
2036S0004Z	Arterial Sidewalk			Strt & Strmwtr							
2036S0005Z	Non Arterial Sidewalk			Strt & Strmwtr							
2036X0011Z	Arena District Mstr Plan Implementation			Landplan					ODOT-STP		
TOTAL FUNDS 4281-4285 - 2020 STREETS GENERAL OBLIGATION BOND											

- * Same design contract for \$35,000
- ** Same design contract for \$15,000
-
- * Total contract with Becco is \$4,448,000 for stormwater project 993311 & street projects 6008-014180 & 6312-994526

City of Tulsa
Department of Finance
FINANCIAL REPORT



FINANCE
Budget and Planning

SALES TAX OVERVIEW COMMITTEE

PERIOD ENDING **October 30, 2024**

City of Tulsa

Department of Finance
FINANCIAL REPORT



FINANCE
Budget and Planning

G. T. Bynum
Mayor

Christy Basgall
Director of Finance

MAYOR

G. T. Bynum

CITY COUNCIL

VANESSA HALL-HARPER.....DISTRICT 1
JEANNIE CUEDISTRICT 2
CRISTA PATRICKDISTRICT 3
LAURA BELLIS.....DISTRICT 4
GRANT MILLERDISTRICT 5
CHRISTIAM BENGELDISTRICT 6
LORI DECTER WRIGHTDISTRICT 7
PHIL LAKIN JRDISTRICT 8
JAYME FOWLERDISTRICT 9

CITY AUDITOR

CATHY CRISWELL

SALES TAX OVERVIEW COMMITTEE

Ashley Webb, Chair
Kathy Sebert, Vice Chair
Linda Jenkins, Secretary

Charles Wilkes	Linda Jenkins
Scott Asbjornson	Sylvia Powell
Ashley Webb	Jeffery Covington
Kathy Sebert	James Deming
Maia Treleven	Steve King
Matt Meyer	Paul Hassink
Deborah McKinney	Pamela Amburgy
Scott Grizzle	Mareo Johnson
Jennifer White	Brett Freisen

SALES TAX OVERVIEW COMMITTEE REPORT
Table of Contents

<u>FUND NO.</u>	<u>PAGE NO.</u>
TABLE OF CONTENTS	3
CONSOLIDATED REPORTS	
Balance Sheets	4
Schedule of Sales Tax Revenue	5
402.....2006 SPECIAL EXTENDED SALES TAX.....	7
Statement of Revenue, Expenditures, and Encumbrances.....	8
405.....2014 EXTENDED 1.1% SALES TAX.....	11
Statement of Revenue, Expenditures, and Encumbrances.....	12
409.....2020 SALES TAX.....	16
Statement of Revenue, Expenditures, and Encumbrances.....	17
40002016 LIMITED PURPOSE TEMPORARY SALES TAX	19
Statement of Revenue, Expenditures, and Encumbrances.....	20
40012016 VISION ADVANCE FUNDED REVENUE BOND FUND.....	24
Statement of Revenue, Expenditures, and Encumbrances.....	25
40032016 VISION ADVANCE FUNDED REVENUE BOND FUND.....	25
Statement of Revenue, Expenditures, and Encumbrances.....	26
40042016 VISION ADVANCE FUNDED REVENUE BOND FUND.....	28
Statement of Revenue, Expenditures, and Encumbrances.....	29
4270-4276.....2014 GO BOND FUNDS	31
Statement of Revenue, Expenditures, and Encumbrances.....	32
4281-4285.....2020 GO BOND FUNDS	39
Statement of Revenue, Expenditures, and Encumbrances.....	40
4291-4296.....2024 GO BOND FUNDS	49
Statement of Revenue, Expenditures, and Encumbrances.....	50
COMBINED STATEMENT OF OTHER FUND ACTIVITY	51
(401, 403, 404, 425, 426)	52
BUDGET ACTIONS.....	55

CITY OF TULSA, OKLAHOMA
SALES TAX OVERVIEW COMMITTEE REPORT
SCHEDULE OF SALES TAX REVENUE
October, 2024

Month	COMPARISON TO BUDGET (2022-2023)			COMPARISON TO PRIOR YEAR				
	BUDGET	ACTUAL	DIFFERENCE	2021-2022	2022-2023	AMOUNT	PERCENT	
	AMOUNT	AMOUNT		ACTUAL	ACTUAL	INCREASE (DECREASE)	INCREASE/DECREASE ACTUAL BUDGET	
July	\$ 9,720,773.00	\$ 9,996,764.50	\$ 275,991.50	\$ 9,845,859.25	\$ 9,996,764.50	\$ 150,905.25	1.5%	-1.3%
August	\$ 9,970,563.00	\$ 10,079,388.62	108,825.62	\$ 10,095,265.54	\$ 10,079,388.62	(15,876.92)	-0.2%	-1.2%
September	\$ 9,666,526.00	\$ 10,181,108.56	514,582.56	\$ 9,641,274.74	\$ 10,181,108.56	539,833.82	5.6%	0.3%
October	\$ 9,626,968.00	\$ 10,170,441.73	543,473.73	\$ 10,019,197.63	\$ 10,170,441.73	151,244.10	1.5%	-3.9%
November	\$ 9,648,145.00	\$ 10,062,271.57	414,126.57	\$ 9,615,664.08	\$ 10,062,271.57	446,607.49	4.6%	0.3%
December	\$ 9,672,896.00	\$ 10,062,794.34	389,898.34	\$ 9,937,888.82	\$ 10,062,794.34	124,905.52	1.3%	-2.7%
January	\$ 10,277,220.00	\$ 10,342,586.55	65,366.55	\$ 10,072,232.25	\$ 10,342,586.55	270,354.30	2.7%	2.0%
February	\$ 10,276,136.00	\$ 10,321,393.09	45,257.09	\$ 10,361,581.82	\$ 10,321,393.09	(40,188.73)	-0.4%	-0.8%
March	\$ 8,821,273.00	\$ 8,867,104.32	45,831.32	\$ 9,821,460.85	\$ 8,867,104.32	(954,356.53)	-9.7%	-10.2%
April	\$ 9,221,522.00	\$ 9,612,324.83	390,802.83	\$ 9,378,599.48	\$ 9,612,324.83	233,725.35	2.5%	-1.7%
May	\$ 10,073,262.00	\$ 9,978,654.79	(94,607.21)	\$ 10,291,299.34	\$ 9,978,654.79	(312,644.55)	-3.0%	-2.1%
June	\$ 9,713,485.00			\$ 9,712,756.46				0.0%
TOTAL	\$ 116,688,769.00	\$ 109,674,832.90	\$ 2,699,548.90	\$ 118,793,080.26	\$ 109,674,832.90	\$ 594,509.10	0.5%	-1.8%

PERCENT INCREASE (DECREASE) 2.46%

2006 SPECIAL EXTENDED SALES TAX

FUND 402

(SIXTH THIRD PENNY SALES TAX PROGRAM)

**CITY OF TULSA, OKLAHOMA
SALES TAX OVERVIEW COMMITTEE REPORT
FUND 402 - 2006 SPECIAL EXTENDED SALES TAX**

**STATEMENT OF REVENUES, EXPENDITURES AND ENCUMBRANCES
FOR THE FOUR MONTHS ENDED OCTOBER 31, 2024**

	FY ESTIMATED REVENUES/ LIFE-TO-DATE APPROPRIATIONS	CURRENT MONTH	ACTUAL YEAR TO DATE	LIFE TO DATE	OUTSTANDING REVENUES/ BALANCE OF APPROPRIATIONS
Revenue					
Sales Tax	\$	\$	\$	\$ 430,935,953.99	\$
Donations					
Interest on Investments		15,832.03	241,867.70	16,755,591.56	(241,867.70)
Intergovernmental Revenue					
Federal, State & Local grants					
Transfers from other funds					
Miscellaneous Revenue				1,424,225.61	
Total Revenue		15,832.03	241,867.70	449,115,771.16	-241,867.70
Expenditures					
Project Expenditures	273,274,569.47	1,000.00	1,522,612.62	266,223,621.68	7,050,947.79
Total Expenditures	273,274,569.47	1,000.00	1,522,612.62	266,223,621.68	7,050,947.79
Excess (Deficiency) of Revenue					
Over Expenditures			(1,280,744.92)	182,892,149.48	
Completed Projects				174,416,586.99	
Encumbrances			592,292.51	592,292.51	
Excess (Deficiency) of Revenue Over					
Expenditures and Encumbrances			(1,873,037.43)	7,883,269.98	
June 30, 2022 Ending Fund Balance					
Prior year expenditures			8,882,061.76		
June 30, 2022 Encumbrances					
			874,245.65		
Adjusted Beginning Fund Balance					
Ending Fund Balance			9,756,307.41		
			\$ 7,883,269.98	\$ 7,883,269.98	

2006 SPECIAL EXTEND SALES TAX

Fund 402

As of: 10/31/2024

\$ 273,274,569.47 \$ 1,000.00 \$ 14,174.99 \$ 266,223,621.68 \$ 592,292.51 \$ - \$ 6,458,655.28

Fund	Project	Project Title	Revised Budget	MTD Actual	YTD Actual	LTD Actual	Encumbrances	Committed	Balance
402	016100	Forensic Lab Expansion	\$ 14,729,241.90	\$ -	\$ -	\$ 14,729,241.90	\$ -	\$ -	\$ -
402	016130	Replace 2 Police Helicopters	\$ 4,344,475.00	\$ -	\$ -	\$ 4,344,475.00	\$ -	\$ -	\$ -
402	016200	Apparatus Replacement	\$ 12,863,575.91	\$ -	\$ -	\$ 12,863,575.91	\$ -	\$ -	\$ -
402	016240	Site Acq. For Addnl. Station	\$ 5,300,000.00	\$ -	\$ -	\$ 4,834,838.97	\$ -	\$ -	\$ 465,161.03
402	016310	Network System Replacement	\$ 1,402,150.04	\$ -	\$ -	\$ 1,402,150.04	\$ -	\$ -	\$ -
402	017110	General Park Improvements	\$ 4,829,359.78	\$ -	\$ -	\$ 4,828,917.98	\$ 441.80	\$ -	\$ -
402	017120	Golf Course Development	\$ 459,640.57	\$ -	\$ -	\$ 459,640.57	\$ -	\$ -	\$ -
402	017140	Tulsa Zoo Department	\$ 2,938,780.81	\$ -	\$ -	\$ 2,938,780.81	\$ -	\$ -	\$ -
402	060020	Comprehensive Plan Update	\$ 649,253.49	\$ -	\$ -	\$ 649,253.49	\$ -	\$ -	\$ -
402	060040	Equipment Mgmt Projects	\$ 2,242,000.00	\$ -	\$ -	\$ 2,242,000.00	\$ -	\$ -	\$ -
402	062100	Unservd Area & Offsite Mns	\$ 7,200,000.00	\$ -	\$ -	\$ 7,200,000.00	\$ -	\$ -	\$ -
402	062120	Sswwtp 71 Ls Expansion	\$ 400,000.00	\$ -	\$ -	\$ 400,000.00	\$ -	\$ -	\$ -
402	062130	Spunky Crk Bsn Ms & Ls	\$ 9,497,696.77	\$ -	\$ -	\$ 9,497,696.77	\$ -	\$ -	\$ -
402	062140	Lower Bird Creek Wwtp Expn	\$ 11,000,000.00	\$ -	\$ -	\$ 11,000,000.00	\$ -	\$ -	\$ -
402	063101	Fred Creek Drainage Imprv	\$ 12,250,000.00	\$ -	\$ -	\$ 12,250,000.00	\$ -	\$ -	\$ -
402	063106	Elm Crk 6th St Drainage	\$ 2,000,000.00	\$ -	\$ -	\$ 2,000,000.00	\$ -	\$ -	\$ -
402	063107	Citywide Mdp Updates	\$ 450,000.00	\$ -	\$ -	\$ 450,000.00	\$ -	\$ -	\$ -
402	063109	Engr And Insp Svc-Fc	\$ 500,000.00	\$ -	\$ -	\$ 500,000.00	\$ -	\$ -	\$ -
402	064001	Arterial Streets Rehab	\$ 28,169,343.33	\$ -	\$ -	\$ 28,169,343.33	\$ -	\$ -	\$ -
402	064002	Residential Streets Rehab	\$ 25,849,169.10	\$ -	\$ -	\$ 25,849,169.10	\$ -	\$ -	\$ -
402	064003	Traffic Signals & Lighting	\$ 2,600,000.00	\$ -	\$ -	\$ 2,600,000.00	\$ -	\$ -	\$ -
402	064004	TRAFFIC SIGNAL SYNCH	\$ 1,700,000.00	\$ -	\$ -	\$ 1,700,000.00	\$ -	\$ -	\$ -
402	064005	St Surface Rpr & Crack Seal	\$ 10,000,000.00	\$ -	\$ -	\$ 10,000,000.00	\$ -	\$ -	\$ -
402	064060	Bridge Replacement	\$ 2,500,000.00	\$ -	\$ -	\$ 2,499,613.73	\$ 385.00	\$ -	\$ 1.27
402	064062	Bridge Rehab/Repair Cw	\$ 2,500,000.00	\$ -	\$ -	\$ 2,490,497.85	\$ 9,502.15	\$ -	\$ -
402	064093	City Match-Fed/St/Co Projs	\$ 1,500,000.00	\$ -	\$ -	\$ 1,410,000.00	\$ -	\$ -	\$ 90,000.00
402	064101	41St-Garnett To 129Th E Ave	\$ 500,000.00	\$ -	\$ -	\$ 498,500.00	\$ 1,500.00	\$ -	\$ -
402	064102	81St-Memorial To Mingo	\$ 7,402,272.09	\$ -	\$ -	\$ 7,402,272.09	\$ -	\$ -	\$ -
402	064103	91St & Harvard Intersection	\$ 2,217,000.00	\$ -	\$ -	\$ 2,217,000.00	\$ -	\$ -	\$ -
402	064104	91St And Sheridan Inters	\$ 4,417,718.54	\$ -	\$ -	\$ 4,414,613.00	\$ -	\$ -	\$ 3,105.54
402	064105	61St St Riverside To Peoria	\$ 800,000.00	\$ -	\$ -	\$ 705,989.93	\$ -	\$ -	\$ 94,010.07
402	064106	Garnett-11Th To I-244	\$ 500,000.00	\$ -	\$ -	\$ 499,555.00	\$ -	\$ -	\$ 445.00
402	064107	Mingo 71St To 81St	\$ 500,000.00	\$ -	\$ -	\$ 498,721.40	\$ -	\$ -	\$ 1,278.60
402	064108	Pine St-Memorial To Mingo	\$ 500,000.00	\$ -	\$ -	\$ 487,498.67	\$ -	\$ -	\$ 12,501.33
402	064109	129Th-31St To 41St	\$ 5,500,000.00	\$ -	\$ -	\$ 5,500,000.00	\$ -	\$ -	\$ -
402	064110	61St-Riverside To Peoria	\$ 7,369,000.00	\$ -	\$ -	\$ 7,369,000.00	\$ -	\$ -	\$ -

2006 SPECIAL EXTEND SALES TAX

Fund 402

As of: 10/31/2024

\$ 273,274,569.47 \$ 1,000.00 \$ 14,174.99 \$ 266,223,621.68 \$ 592,292.51 \$ - \$ 6,458,655.28

Fund	Project	Project Title	Revised Budget	MTD Actual	YTD Actual	LTD Actual	Encumbrances	Committed	Balance
402	064111	91St-Memorial To Mingo	\$ 500,000.00	\$ -	\$ -	\$ 499,296.00	\$ 352.00	\$ -	\$ 352.00
402	065100	Public Facilities Renov	\$ 7,080,000.00	\$ -	\$ 13,174.99	\$ 6,985,637.26	\$ 64,579.60	\$ -	\$ 29,783.14
402	065300	Energy Efficiency Facil Impr	\$ 1,600,000.00	\$ -	\$ -	\$ 1,187,055.34	\$ -	\$ -	\$ 412,944.66
402	065320	Gilcrease Museum Renovation	\$ 4,451,158.00	\$ -	\$ -	\$ 4,450,747.45	\$ 410.55	\$ -	\$ -
402	065330	Performing Arts Ctr Renova	\$ 1,560,000.00	\$ -	\$ -	\$ 1,560,000.00	\$ -	\$ -	\$ -
402	066210	New Fs 11-11Th/177Th	\$ -	\$ -	\$ -	\$ -	\$ -	\$ -	\$ -
402	066220	Homeland Sec Equip Facil	\$ 2,708,852.22	\$ -	\$ -	\$ 2,708,852.22	\$ -	\$ -	\$ -
402	066310	Weather Alert Sirens Repl	\$ 1,694,929.61	\$ -	\$ -	\$ 1,694,929.61	\$ -	\$ -	\$ -
402	066320	61St Twr Comm Shelter Repl	\$ 299,964.04	\$ -	\$ -	\$ 299,964.04	\$ -	\$ -	\$ -
402	066330	Pwr Prtct Bok Comm Site Bok	\$ 104,569.00	\$ -	\$ -	\$ 104,569.00	\$ -	\$ -	\$ -
402	066340	Log Sys 800 Mhz Radio Sys	\$ 118,787.61	\$ -	\$ -	\$ 118,787.61	\$ -	\$ -	\$ -
402	066350	Computer Sys Repl/Enhance	\$ 511,449.95	\$ -	\$ -	\$ 511,449.95	\$ -	\$ -	\$ -
402	067120	Plgnd Splashpad Park Surfs	\$ 3,095,280.61	\$ -	\$ -	\$ 3,029,533.40	\$ -	\$ -	\$ 65,747.21
402	067130	Playground Equip Repl/Renov	\$ 1,063,517.00	\$ -	\$ -	\$ 1,054,597.78	\$ -	\$ -	\$ 8,919.22
402	067170	Carl Smith Facil Devel	\$ 235,421.96	\$ -	\$ -	\$ 231,991.95	\$ 3,430.01	\$ -	\$ -
402	067510	Trails Resurf And Widening	\$ 2,924,423.01	\$ -	\$ -	\$ 2,924,423.01	\$ -	\$ -	\$ -
402	067520	EST BANK IMPR 11TH-21STS	\$ 5,250,000.00	\$ 1,000.00	\$ 1,000.00	\$ 347,931.29	\$ -	\$ -	\$ 4,902,068.71
402	067530	RVR WST FESTIVAL PRK RENOV	\$ 7,491,683.05	\$ -	\$ -	\$ 7,491,683.05	\$ -	\$ -	\$ -
402	067540	RIVER PRKS FACIL REHAB/REPL	\$ 345,186.15	\$ -	\$ -	\$ 345,186.15	\$ -	\$ -	\$ -
402	068100	Tda Downtown Prop Acq	\$ 1,720,000.00	\$ -	\$ -	\$ 1,720,000.00	\$ -	\$ -	\$ -
402	068110	Kendall Whittier Plan Impl	\$ 5,000,000.00	\$ -	\$ -	\$ 5,000,000.00	\$ -	\$ -	\$ -
402	068120	Dirty Butter Crk Acq Ph2	\$ 2,096,066.28	\$ -	\$ -	\$ 2,096,066.28	\$ -	\$ -	\$ -
402	068130	Downtown Signage	\$ 1,813,710.24	\$ -	\$ -	\$ 1,813,710.24	\$ -	\$ -	\$ -
402	068140	Econ Devel Infrastructure	\$ 3,000,000.00	\$ -	\$ -	\$ 3,000,000.00	\$ -	\$ -	\$ -
402	068160	New Parking Garage	\$ 5,000,000.00	\$ -	\$ -	\$ 4,488,308.60	\$ 511,691.40	\$ -	\$ -
402	069100	Mtta System Projects	\$ 2,410,000.00	\$ -	\$ -	\$ 2,409,999.89	\$ -	\$ -	\$ 0.11
402	096005	Electronic Ticketing Equip	\$ 182,707.40	\$ -	\$ -	\$ 182,707.40	\$ -	\$ -	\$ -
402	144104	Riverside Dr & Rltd Infrstr	\$ 250,252.64	\$ -	\$ -	\$ 250,252.64	\$ -	\$ -	\$ -
402	146200	Fire - SCBA	\$ 94,389.51	\$ -	\$ -	\$ 94,389.51	\$ -	\$ -	\$ -
402	156000	Radio Sys Upgrd & Assc Equip	\$ 3,545,000.00	\$ -	\$ -	\$ 3,545,000.00	\$ -	\$ -	\$ -
402	170101	Capital Equipment	\$ 172,000.00	\$ -	\$ -	\$ 172,000.00	\$ -	\$ -	\$ -
402	203400001Z	Tulsa Zoo Department	\$ 1,027,836.86	\$ -	\$ -	\$ 1,027,836.86	\$ -	\$ -	\$ -
402	2036D0008Z	1st 2nd & 4th St Two-Way Conv	\$ 354,207.00	\$ -	\$ -	\$ -	\$ -	\$ -	\$ 354,207.00
402	914411	Tulsa Trails	\$ 1,492,500.00	\$ -	\$ -	\$ 1,492,500.00	\$ -	\$ -	\$ -
402	962301	Tulsa Convention Center Impr	\$ 2,000,000.00	\$ -	\$ -	\$ 1,981,869.61	\$ -	\$ -	\$ 18,130.39
402	966120	Gilcrease Exp Osage Exp-41st	\$ 4,500,000.00	\$ 9	\$ -	\$ 4,500,000.00	\$ -	\$ -	\$ -

2014 EXTENDED 1.1% SALES TAX

FUND 405

(2014 EXTENDED 1.1% SALES TAX FUND)

**CITY OF TULSA, OKLAHOMA
SALES TAX OVERVIEW COMMITTEE REPORT
FUND 405 - 2014 EXTENDED 1.1% SALES TAX**

**STATEMENT OF REVENUES, EXPENDITURES AND ENCUMBRANCES
FOR THE FOUR MONTHS ENDED OCTOBER 31, 2024**

	FY ESTIMATED REVENUES/ LIFE-TO-DATE APPROPRIATIONS	CURRENT MONTH	ACTUAL YEAR TO DATE	LIFE TO DATE	OUTSTANDING REVENUES/ BALANCE OF APPROPRIATIONS
Revenue					
Sales Tax	\$	\$	\$	\$ 551,323,376.53	\$
Donations					
Interest on Investments		331,069.07	5,236,185.16	24,670,327.65	(5,236,185.16)
Intergovernmental Revenue					
Federal, State & Local grants					
Transfers from other funds					
Miscellaneous Revenue				98,580.75	
Total Revenue		331,069.07	5,236,185.16	576,092,284.93	-5,236,185.16
Expenditures					
Project Expenditures	580,368,725.22	502,813.65	32,094,678.52	434,963,104.39	145,405,620.83
Total Expenditures	580,368,725.22	502,813.65	32,094,678.52	434,963,104.39	145,405,620.83
Excess (Deficiency) of Revenue Over Expenditures			(26,858,493.36)	141,129,180.54	
Completed Projects Encumbrances			57,174,934.36	57,174,934.36	
Excess (Deficiency) of Revenue Over Expenditures and Encumbrances			(84,033,427.72)	83,954,246.18	
June 30, 2022 Ending Fund Balance			129,725,585.23		
Prior year expenditures					
June 30, 2022 Encumbrances			38,262,088.67		
Adjusted Beginning Fund Balance			167,987,673.90		
Ending Fund Balance			\$ 83,954,246.18	\$ 83,954,246.18	

2014 SALES TAX

Fund 405

As of: 10/31/2024

\$ 580,368,725.22 \$ 502,813.65 \$ 5,975,771.87 \$ 443,545,404.81 \$ 57,136,182.32 \$ 38,752.04 \$ 79,648,386.05

Fund	Project	Project Title	Revised Budget	MTD Actual	YTD Actual	LTD Actual	Encumbrances	Committed	Balance
405	140040	Cng Fuel Expansion	\$ 1,800,000.00	\$ -	\$ -	\$ 1,787,810.17	\$ -	\$ -	\$ 12,189.83
405	140050	Radio Frequency ID Devices	\$ 750,000.00	\$ -	\$ -	\$ -	\$ -	\$ -	\$ 750,000.00
405	140060	Emd Emergency Generators	\$ 200,000.00	\$ -	\$ -	\$ 196,879.85	\$ -	\$ -	\$ 3,120.15
405	140070	Emd Facilities Maintenance	\$ 1,000,000.00	\$ -	\$ -	\$ 888,975.46	\$ 9,337.00	\$ -	\$ 101,687.54
405	140080	Emd Lights, Hvac, Plumbing	\$ 2,300,000.00	\$ -	\$ 52,666.93	\$ 1,533,024.63	\$ -	\$ -	\$ 766,975.37
405	140100	Capital Equipment	\$ 46,235,000.00	\$ -	\$ -	\$ 46,234,996.00	\$ -	\$ -	\$ 4.00
405	143001	Levee District #12 Rehab	\$ 3,400,000.00	\$ -	\$ -	\$ 446,463.00	\$ 111,375.00	\$ -	\$ 2,842,162.00
405	144003	Citywide Guardrail Repl	\$ 1,000,000.00	\$ 964.33	\$ 1,876.98	\$ 547,984.83	\$ 452,015.17	\$ -	\$ -
405	144004	CW Traffic Signalization	\$ 2,000,000.00	\$ -	\$ 173,877.80	\$ 1,976,576.75	\$ 23,423.25	\$ -	\$ -
405	144005	Roadway & Pedestrian Lights	\$ 1,000,000.00	\$ 1,342.57	\$ 4,320.42	\$ 973,347.11	\$ 24,132.29	\$ 2,520.60	\$ -
405	144006	Signing Pvmt Mark DIntion	\$ 2,510,000.00	\$ 14,353.94	\$ 593,489.50	\$ 2,503,872.16	\$ 6,127.82	\$ -	\$ 0.02
405	144007	Traffic Calming & Safety	\$ 1,000,000.00	\$ -	\$ -	\$ 1,000,000.00	\$ -	\$ -	\$ -
405	144008	TRAFFIC SIGNAL INSTALLATION	\$ 3,151,264.92	\$ -	\$ 239,486.99	\$ 3,045,717.12	\$ 105,050.80	\$ -	\$ 497.00
405	144009	TRAFFIC SIGNAL POLE RPL	\$ 1,000,000.00	\$ -	\$ 163,434.85	\$ 985,532.18	\$ 14,467.82	\$ -	\$ -
405	144010	Creek Turnpike Trail Bridge	\$ 93,900.00	\$ -	\$ -	\$ 88,173.68	\$ 5,726.32	\$ -	\$ -
405	144011	GPS Emgency Vehicle Preemp Sys	\$ 400,000.00	\$ -	\$ -	\$ 400,000.00	\$ -	\$ -	\$ -
405	144017	Art Street Rehab & Citywide	\$ 127,340,000.00	\$ 51,050.37	\$ 101,190.61	\$ 77,629,872.35	\$ 15,374,398.78	\$ -	\$ 34,335,728.87
405	144018	Bike Ped Master Plan Improv	\$ 4,200,000.00	\$ -	\$ -	\$ 4,199,999.07	\$ -	\$ -	\$ 0.93
405	144019	IDL Entrance Rehab	\$ 3,000,000.00	\$ -	\$ -	\$ 3,000,000.00	\$ -	\$ -	\$ -
405	144020	Citywide-Arterial Rt&Pv Main	\$ 3,120,000.00	\$ -	\$ -	\$ 3,120,000.00	\$ -	\$ -	\$ -
405	144063	Bridge Replacement And Rehab	\$ 14,685,000.00	\$ 279,540.08	\$ 392,273.07	\$ 8,364,603.33	\$ 4,373,266.69	\$ -	\$ 1,947,129.98
405	144093	Citywide Matching Funds	\$ 8,429,500.00	\$ -	\$ -	\$ 3,429,967.73	\$ 3,862,508.75	\$ -	\$ 1,137,023.52
405	144094	ODOT Rehab & Replacement	\$ 3,800,000.00	\$ -	\$ -	\$ 3,770,928.06	\$ -	\$ -	\$ 29,071.94
405	144101	Yale Ave 81St - 91St Wdn	\$ 30,250,000.00	\$ 13,704.70	\$ 577,803.78	\$ 25,019,854.47	\$ 2,532,254.46	\$ -	\$ 2,697,891.07
405	144102	81St St Sheridan - Meml Wdn	\$ 12,000,000.00	\$ -	\$ -	\$ 9,864,642.94	\$ 86,665.72	\$ -	\$ 2,048,691.34
405	144103	Yale 96th - 101st St Wdn	\$ 13,000,000.00	\$ -	\$ -	\$ 11,406,496.12	\$ 168,336.52	\$ -	\$ 1,425,167.36
405	144104	Riverside Dr & Rltd Infrstr	\$ 19,678,159.48	\$ -	\$ -	\$ 19,657,945.32	\$ 20,214.16	\$ -	\$ -
405	144105	25 W Ave: Edison-Apache (DS-W)	\$ 750,000.00	\$ -	\$ -	\$ 750,000.00	\$ -	\$ -	\$ -
405	144108	Pine St: Mingo-U.S. 169 (DS-W)	\$ 500,000.00	\$ -	\$ -	\$ 104,118.56	\$ 334,681.44	\$ -	\$ 61,200.00
405	144109	Ada Transition Plan - Street	\$ 10,200,000.00	\$ 51,748.51	\$ 54,626.09	\$ 6,682,195.47	\$ 2,192,194.86	\$ -	\$ 1,325,609.67
405	144120	Gilcrease Exp Local Match	\$ 7,500,000.00	\$ 463.50	\$ 16,670.66	\$ 3,527,916.53	\$ 1,026,273.00	\$ -	\$ 2,945,810.47
405	145100	Ada Transition Plan - Bldgs	\$ 1,275,000.00	\$ -	\$ -	\$ 529,846.78	\$ 745,153.22	\$ -	\$ -
405	145200	Ada Transition Plan - Parks	\$ 1,140,000.00	\$ -	\$ -	\$ 962,477.21	\$ 13,820.00	\$ -	\$ 163,702.79
405	145300	Public Facilities, Otc	\$ 3,295,000.00	\$ -	\$ -	\$ 1,834,443.57	\$ 68,660.11	\$ 13,243.44	\$ 1,378,652.88
405	145330	Pac - Fire Alarm System	\$ 520,000.00	\$ -	\$ -	\$ 520,000.00	\$ -	\$ -	\$ -
405	145340	Pac - Fire Sprinklers	\$ 1,140,000.00	\$ -	\$ -	\$ 1,085,865.08	\$ 7,795.85	\$ -	\$ 46,339.07
405	145350	Pac - Renovations	\$ 1,840,000.00	\$ -	\$ 2,224.53	\$ 1,738,125.88	\$ 3,540.59	\$ -	\$ 98,333.53
405	145360	Pac - Fan Coil Replacement	\$ 555,000.00	\$ -	\$ -	\$ 523,971.07	\$ -	\$ -	\$ 31,028.93
405	145370	Pac - Hvac Motor Replacement	\$ 175,000.00	\$ -	\$ 12	\$ 20,000.00	\$ -	\$ -	\$ 155,000.00

2014 SALES TAX

Fund 405

As of: 10/31/2024

\$ 580,368,725.22 \$ 502,813.65 \$ 5,975,771.87 \$ 443,545,404.81 \$ 57,136,182.32 \$ 38,752.04 \$ 79,648,386.05

Fund	Project	Project Title	Revised Budget	MTD Actual	YTD Actual	LTD Actual	Encumbrances	Committed	Balance
405	145380	PAC: Roof Replacement	\$ 1,300,000.00	\$ -	\$ -	\$ 1,241,015.27	\$ 10,353.77	\$ -	\$ 48,630.96
405	145400	Public Facilities, Roofing	\$ 3,000,000.00	\$ -	\$ -	\$ 2,849,468.98	\$ 150,531.02	\$ -	\$ -
405	145500	Animal Shelter Expn Ph 1	\$ 8,850,000.00	\$ -	\$ 8,193.87	\$ 760,238.15	\$ 6,370,117.29	\$ -	\$ 1,719,644.56
405	145600	Animal Shelter Facility Imp	\$ 750,000.00	\$ -	\$ -	\$ 705,467.71	\$ -	\$ -	\$ 44,532.29
405	145610	Gm - Cctv Camera Upgrade	\$ 491,854.46	\$ -	\$ -	\$ 491,854.46	\$ -	\$ -	\$ -
405	145620	Gilcrease Lib/Arch Storage	\$ 300,000.00	\$ -	\$ -	\$ 300,000.00	\$ -	\$ -	\$ -
405	145630	Helmerich Hall Floor Repl	\$ 1,374.12	\$ -	\$ -	\$ 1,374.12	\$ -	\$ -	\$ -
405	145640	Gilcrease: Gallery wood floor	\$ -	\$ -	\$ -	\$ -	\$ -	\$ -	\$ -
405	145650	GM - Grease Trap & Sewer	\$ 54,047.48	\$ -	\$ -	\$ 54,047.48	\$ -	\$ -	\$ -
405	145660	GM - Gallery Lighting Cntrls	\$ 218,393.61	\$ -	\$ -	\$ 218,393.61	\$ -	\$ -	\$ -
405	145670	GM - Fire Suppression	\$ 43,119.58	\$ -	\$ -	\$ 43,119.51	\$ -	\$ -	\$ 0.07
405	145680	Gilcrease: Kitchen renovation	\$ -	\$ -	\$ -	\$ -	\$ -	\$ -	\$ -
405	145690	GM - Perimeter Fence	\$ 30,595.39	\$ -	\$ -	\$ 30,595.39	\$ -	\$ -	\$ -
405	145700	GM - Public Restroom	\$ 11,553.31	\$ -	\$ -	\$ 11,553.31	\$ -	\$ -	\$ -
405	145710	Gilcrease: Restore N Park	\$ -	\$ -	\$ -	\$ -	\$ -	\$ -	\$ -
405	145710A	Gilcrease: Restore N Park	\$ -	\$ -	\$ -	\$ -	\$ -	\$ -	\$ -
405	145720	GM HVAC Humidification	\$ 1,078,145.54	\$ -	\$ -	\$ 1,078,145.54	\$ -	\$ -	\$ -
405	145730	Gilcrease: Chromatic Glass	\$ -	\$ -	\$ -	\$ -	\$ -	\$ -	\$ -
405	145740	GM Chilled Water Drive	\$ 155,000.00	\$ -	\$ -	\$ 155,000.00	\$ -	\$ -	\$ -
405	145750	GM HVAC Controls	\$ 400,000.00	\$ -	\$ -	\$ 400,000.00	\$ -	\$ -	\$ -
405	145760	GM - Halon Fire Suppression	\$ 632,623.06	\$ -	\$ -	\$ 632,623.06	\$ -	\$ -	\$ -
405	145770	Gilcrease: Parking Expansion	\$ -	\$ -	\$ -	\$ -	\$ -	\$ -	\$ -
405	145780	GM - Roof Replacement	\$ 1,322,531.58	\$ -	\$ -	\$ 1,322,531.58	\$ -	\$ -	\$ -
405	145790	GM - Thoms Gilcrease Roof	\$ 518,324.73	\$ -	\$ -	\$ 518,324.73	\$ -	\$ -	\$ -
405	145800	Tulsa Centrl Library Project	\$ 10,000,000.00	\$ -	\$ -	\$ 10,000,000.00	\$ -	\$ -	\$ -
405	146100	Helicopter Replacement	\$ 2,802,000.00	\$ -	\$ -	\$ 2,802,000.00	\$ -	\$ -	\$ -
405	146110	Police Academy-Crt-Compstat	\$ 4,040,000.00	\$ -	\$ -	\$ 2,943,752.18	\$ -	\$ -	\$ 1,096,247.82
405	146120	Uniform Division Renovations	\$ 3,000,000.00	\$ 1,015.44	\$ 21,620.61	\$ 408,718.29	\$ 2,291,574.98	\$ -	\$ 299,706.73
405	146130	Police Capital Equipment	\$ 22,265,000.00	\$ -	\$ -	\$ 22,265,000.00	\$ -	\$ -	\$ -
405	146200	Fire - SCBA	\$ 2,600,000.00	\$ -	\$ -	\$ 2,600,000.00	\$ -	\$ -	\$ -
405	146210	Apparatus Replacement	\$ 17,000,000.00	\$ -	\$ 794,765.36	\$ 16,961,137.19	\$ -	\$ -	\$ 38,862.81
405	146220	Fire Station Rehabilitation	\$ 7,250,000.00	\$ 38,328.00	\$ 101,535.03	\$ 6,898,511.50	\$ 169,823.58	\$ -	\$ 181,664.92
405	146230	Fire Station Generators	\$ 1,500,000.00	\$ -	\$ -	\$ 1,441,943.79	\$ -	\$ -	\$ 58,056.21
405	146240	Fire Department Facilities	\$ 2,000,000.00	\$ -	\$ -	\$ 180,807.50	\$ 61,854.50	\$ -	\$ 1,757,338.00
405	146300	Financial Sys Replacement	\$ 10,000,000.00	\$ -	\$ 28,930.53	\$ 8,569,422.39	\$ -	\$ -	\$ 1,430,577.61
405	146310	Law Enforcement Records Mgmt	\$ 7,030,000.00	\$ 8,098.99	\$ 68,428.26	\$ 6,573,260.91	\$ 71,522.93	\$ -	\$ 385,216.16
405	147100	Rp - Park Facilities Refurb	\$ 4,000,000.00	\$ -	\$ 6,129.86	\$ 3,355,369.54	\$ -	\$ -	\$ 644,630.46
405	147120	Reed - Pool Reconstruction	\$ 2,410,000.00	\$ -	\$ -	\$ 2,358,763.54	\$ 51,236.46	\$ -	\$ -
405	147130	Security System Upgrades	\$ 160,000.00	\$ -	\$ -	\$ 140,896.78	\$ 15,564.24	\$ -	\$ 3,538.98

2014 SALES TAX

Fund 405

As of: 10/31/2024

\$ 580,368,725.22 \$ 502,813.65 \$ 5,975,771.87 \$ 443,545,404.81 \$ 57,136,182.32 \$ 38,752.04 \$ 79,648,386.05

Fund	Project	Project Title	Revised Budget	MTD Actual	YTD Actual	LTD Actual	Encumbrances	Committed	Balance
405	147140	Tiger & Snow Leopard Exhibit	\$ 3,165,497.09	\$ -	\$ -	\$ 3,165,497.09	\$ -	\$ -	\$ -
405	147150	Carnivores Exhibits	\$ 8,000,000.00	\$ -	\$ -	\$ 619.32	\$ 7,999,380.68	\$ -	\$ -
405	147160	Hicks Park Improvements	\$ 635,000.00	\$ -	\$ -	\$ 633,313.45	\$ 1,686.55	\$ -	\$ -
405	147170	Hunter: Restroom (Exp & Repr)	\$ 400,000.00	\$ -	\$ -	\$ -	\$ -	\$ -	\$ 400,000.00
405	147180	Lacy Park Master Plan - Ph 1	\$ 3,600,000.00	\$ -	\$ -	\$ 3,600,000.00	\$ -	\$ -	\$ -
405	147190	Water Playgrounds	\$ 1,580,000.00	\$ -	\$ -	\$ 1,580,000.00	\$ -	\$ -	\$ -
405	147200	Rp - Pedestrian Bridge Imp	\$ 7,760,000.00	\$ -	\$ -	\$ 7,760,000.00	\$ -	\$ -	\$ -
405	147210	Mohawk Golf Club House	\$ 265,000.00	\$ -	\$ 4,626.40	\$ 250,158.17	\$ 3,000.01	\$ -	\$ 11,841.82
405	147220	Page Belcher Improvements	\$ 400,000.00	\$ -	\$ 1,722.00	\$ 183,512.20	\$ 5,796.00	\$ -	\$ 210,691.80
405	147230	Savage Park Improvements	\$ 120,000.00	\$ -	\$ -	\$ 15,313.82	\$ 8,501.87	\$ -	\$ 96,184.31
405	147240	Whiteside Plumbing Repairs	\$ 251,097.34	\$ -	\$ -	\$ 251,097.34	\$ -	\$ -	\$ -
405	147250	Woodward: Comp Landscaping	\$ 4,850,000.00	\$ 5,117.94	\$ 10,856.07	\$ 1,280,478.21	\$ 3,569,521.79	\$ -	\$ -
405	147260	Cousins Park Improvements	\$ 1,975,000.00	\$ -	\$ -	\$ -	\$ -	\$ -	\$ 1,975,000.00
405	147270	Carl Smith Improvements	\$ 185,000.00	\$ -	\$ -	\$ 76,935.35	\$ 7,388.98	\$ -	\$ 100,675.67
405	147300	Chamberlain - Pool Reconstruct	\$ 2,721,207.52	\$ 1,638.00	\$ 15,696.63	\$ 266,690.76	\$ 2,162,526.22	\$ -	\$ 291,990.54
405	147400	Lacy - Pool	\$ 2,640,000.00	\$ -	\$ -	\$ 2,634,677.94	\$ 2,450.08	\$ -	\$ 2,871.98
405	147500	Mcclure - Pool	\$ 4,532,206.93	\$ -	\$ -	\$ 4,521,834.20	\$ 10,372.73	\$ -	\$ -
405	147510	Whiteside Pool	\$ 1,349,674.19	\$ -	\$ -	\$ 1,349,674.19	\$ -	\$ -	\$ -
405	147520	Playground Safety Surfaces	\$ 7,300,000.00	\$ -	\$ 1,916.25	\$ 3,513,632.27	\$ 999.88	\$ -	\$ 3,785,367.85
405	148100	Annual Economic Development	\$ 6,675,000.00	\$ -	\$ 303.51	\$ 4,740,342.68	\$ 1,893,628.57	\$ -	\$ 41,028.75
405	148110	Op Ser - Strategic Mobility	\$ 1,500,000.00	\$ -	\$ -	\$ 528,679.00	\$ 20,000.00	\$ -	\$ 951,321.00
405	148120	Op Ser - Corridor & Small Ar	\$ 2,000,000.00	\$ 2,056.24	\$ 2,056.24	\$ 1,161,564.31	\$ 7,199.00	\$ -	\$ 831,236.69
405	148130	Op Ser - Northland Str. Acq	\$ 5,000,000.00	\$ -	\$ 119,913.70	\$ 2,870,880.66	\$ 5,101.54	\$ 22,988.00	\$ 2,101,029.80
405	148140	Retail and Res Development	\$ 4,000,000.00	\$ -	\$ -	\$ 3,998,400.00	\$ -	\$ -	\$ 1,600.00
405	148150	Pearl District Flood Control	\$ 5,000,000.00	\$ 7,200.00	\$ 9,581.00	\$ 2,718,514.30	\$ 114,947.00	\$ -	\$ 2,166,538.70
405	148160	Charles Page Boulevard - Plan	\$ 445,000.00	\$ 6,000.00	\$ 6,000.00	\$ 219,502.33	\$ 18,000.00	\$ -	\$ 207,497.67
405	148170	Eugene Field Redevelopment	\$ 10,900,000.00	\$ 886.04	\$ 5,501.34	\$ 9,814,658.04	\$ 543,423.03	\$ -	\$ 541,918.93
405	148180	Route 66 Restrooms & Parking	\$ 550,000.00	\$ -	\$ -	\$ 524,394.54	\$ -	\$ -	\$ 25,605.46
405	149100	Transit Coach & Lift Match	\$ 14,750,000.00	\$ -	\$ 2,374,704.00	\$ 12,412,162.28	\$ -	\$ -	\$ 2,337,837.72
405	149200	Peoria (Brt) Project	\$ 14,052,005.06	\$ 19,305.00	\$ 19,349.00	\$ 13,651,409.05	\$ 195.00	\$ -	\$ 400,401.01
405	170050	Tulsa Zoo & Living Museum	\$ 198,271.82	\$ -	\$ -	\$ 190,206.82	\$ 8,065.00	\$ -	\$ -
405	193400000Z	Zoo Playground	\$ 1,451,728.18	\$ -	\$ -	\$ 1,451,728.18	\$ -	\$ -	\$ -
405	2036D0008Z	1st 2nd & 4th St Two-Way Conv	\$ 729,020.00	\$ -	\$ -	\$ -	\$ -	\$ -	\$ 729,020.00
405	2059FR0046	Consulting Services - Match	\$ 70,500.00	\$ -	\$ -	\$ 27,488.00	\$ -	\$ -	\$ 43,012.00
405	2125X0001Z	Computer Aided Dispatch (CAD)	\$ 660,000.00	\$ -	\$ -	\$ 659,998.00	\$ -	\$ -	\$ 2.00
405	2132X0001Z	MTTA Parking Lot	\$ 947,994.94	\$ -	\$ -	\$ 689,501.75	\$ -	\$ -	\$ 258,493.19
405	2134B0001Z	Gilcrease Museum Facility Imp	\$ 8,262,134.89	\$ -	\$ -	\$ 8,136,581.57	\$ -	\$ -	\$ 125,553.32

2020 SALES TAX

FUND 409

(2020 SALES TAX FUND)

**CITY OF TULSA, OKLAHOMA
SALES TAX OVERVIEW COMMITTEE REPORT
FUND 409 - 2020 SALES TAX**

**STATEMENT OF REVENUES, EXPENDITURES AND ENCUMBRANCES
FOR THE FOUR MONTHS ENDED OCTOBER 31, 2024**

	FY ESTIMATED REVENUES/ LIFE-TO-DATE APPROPRIATIONS	CURRENT MONTH	ACTUAL YEAR TO DATE	LIFE TO DATE	OUTSTANDING REVENUES/ BALANCE OF APPROPRIATIONS
Revenue					
Sales Tax	\$ 43,091,720.83	\$ 3,646,771.94	\$ 57,551,236.82	\$ 143,151,688.80	\$ (14,459,515.99)
Donations					
Interest on Investments		148,169.60	1,091,670.43	1,858,377.09	(1,091,670.43)
Intergovernmental Revenue					
Federal, State & Local grants					
Transfers from other funds					
Miscellaneous Revenue					
Total Revenue	<u>43,091,720.83</u>	<u>3,794,941.54</u>	<u>58,642,907.25</u>	<u>145,010,065.89</u>	<u>-15,551,186.42</u>
Expenditures					
Project Expenditures	<u>148,806,112.00</u>	<u>3,052,577.00</u>	<u>32,673,552.16</u>	<u>75,278,351.46</u>	<u>73,527,760.54</u>
Total Expenditures	<u>148,806,112.00</u>	<u>3,052,577.00</u>	<u>32,673,552.16</u>	<u>75,278,351.46</u>	<u>73,527,760.54</u>
Excess (Deficiency) of Revenue Over Expenditures			25,969,355.09	69,731,714.43	
Completed Projects Encumbrances			<u>8,861,793.88</u>	<u>8,861,793.88</u>	
Excess (Deficiency) of Revenue Over Expenditures and Encumbrances			17,107,561.21	60,869,920.55	
June 30, 2022 Ending Fund Balance			25,377,927.47		
Prior year expenditures					
June 30, 2022 Encumbrances			<u>18,384,431.87</u>		
Adjusted Beginning Fund Balance			<u>43,762,359.34</u>		
Ending Fund Balance			<u>\$ 60,869,920.55</u>	<u>\$ 60,869,920.55</u>	

2020 SALES TAX

Fund 409

As of: 10/31/2024

\$ 148,806,112.00 \$ 3,052,577.00 \$ 7,080,372.12 \$ 82,009,535.28 \$ 8,386,569.17 \$ 475,224.71 \$ 57,934,782.84

Fund	Project	Project Title	Revised Budget	MTD Actual	YTD Actual	LTD Actual	Encumbrances	Committed	Balance
409	2215X00001	Capital Equipment	\$ 45,111,112.00	\$ 939,814.83	\$ 3,759,259.32	\$ 37,592,593.32	\$ -	\$ -	\$ 7,518,518.68
409	2225X00013	Fire Apparatus and Equipment	\$ 21,490,000.00	\$ -	\$ 603,073.07	\$ 14,570,208.20	\$ 1,075,544.99	\$ -	\$ 5,844,246.81
409	2225X00014	911 Station Alert System	\$ 3,000,000.00	\$ 611,209.38	\$ 652,818.30	\$ 1,516,076.50	\$ 1,136,749.18	\$ -	\$ 347,174.32
409	2225X00015	Police Helicopter Replacement	\$ 4,700,000.00	\$ -	\$ -	\$ 4,700,000.00	\$ -	\$ -	\$ -
409	2225X00016	Municipal Lockup Data Storage	\$ 510,000.00	\$ -	\$ -	\$ -	\$ -	\$ -	\$ 510,000.00
409	2234B00000	Greenwood Cultural Center Reha	\$ 5,340,000.00	\$ -	\$ 682.00	\$ 242,866.07	\$ 566,098.46	\$ -	\$ 4,531,035.47
409	2234B00004	Gilcrease Museum Improvements	\$ 6,660,000.00	\$ -	\$ -	\$ 6,660,000.00	\$ -	\$ -	\$ -
409	2234B00006	CW- Public Facilities - Roofs	\$ 1,930,000.00	\$ -	\$ -	\$ 1,064,911.15	\$ -	\$ -	\$ 865,088.85
409	2234B00007	Animal Shelter Phase II	\$ 2,080,000.00	\$ -	\$ -	\$ -	\$ 2,080,000.00	\$ -	\$ -
409	2234B00008	One Technology Center - Maint/	\$ 1,000,000.00	\$ -	\$ -	\$ 26,297.48	\$ -	\$ -	\$ 973,702.52
409	2234B00024	CW - Public Facilities Rehab/R	\$ 4,950,000.00	\$ 97,895.46	\$ 114,206.46	\$ 933,026.27	\$ 653,002.50	\$ 149,960.00	\$ 3,214,011.23
409	2234B00025	ADA Imp for City Facilities	\$ 3,000,000.00	\$ -	\$ -	\$ 5,305.44	\$ 109,711.62	\$ -	\$ 2,884,982.94
409	2234B00029	600 Civic Center - Equip Reloc	\$ 200,000.00	\$ -	\$ -	\$ -	\$ -	\$ -	\$ 200,000.00
409	2235X00019	Transit Fleet Replacement	\$ 10,900,000.00	\$ -	\$ -	\$ 1,713,617.80	\$ -	\$ -	\$ 9,186,382.20
409	2236S00002	Parking Facilities	\$ 8,000,000.00	\$ -	\$ -	\$ 8,000,000.00	\$ -	\$ -	\$ -
409	2242P00030	Swan Lake Rehabilitation	\$ 1,700,000.00	\$ 644,333.37	\$ 644,333.37	\$ 1,231,547.01	\$ 468,452.99	\$ -	\$ -
409	2242P00031	Hill Park Improvements	\$ 500,000.00	\$ -	\$ -	\$ -	\$ -	\$ -	\$ 500,000.00
409	2242P00032	Mohawk Park Rehab and Renovati	\$ 100,000.00	\$ -	\$ -	\$ -	\$ -	\$ -	\$ 100,000.00
409	2244B00009	CW - Park Facilities	\$ 7,750,000.00	\$ 558,239.69	\$ 919,610.92	\$ 2,552,160.01	\$ 1,331,253.01	\$ -	\$ 3,866,586.98
409	2244B00027	ADA Imp for City Parks	\$ 2,000,000.00	\$ -	\$ -	\$ -	\$ -	\$ -	\$ 2,000,000.00
409	2244P00010	CW - Outdoor Park Play Ameniti	\$ 3,600,000.00	\$ -	\$ -	\$ -	\$ -	\$ 325,264.71	\$ 3,274,735.29
409	2244P00011	CW - Tennis Court Rehab/Replac	\$ 2,700,000.00	\$ 111,089.00	\$ 249,475.39	\$ 516,799.38	\$ 284,882.50	\$ -	\$ 1,898,318.12
409	2244P00012	Fred Johnson Rehab	\$ 3,125,000.00	\$ 89,995.27	\$ 136,913.29	\$ 270,022.62	\$ 571,426.11	\$ -	\$ 2,283,551.27
409	2246S00026	Tulsa Zoo Entrance and Parking	\$ 600,000.00	\$ -	\$ -	\$ -	\$ -	\$ -	\$ 600,000.00
409	2246S00027	CW - Park System Parking Rehab	\$ 525,000.00	\$ -	\$ -	\$ -	\$ -	\$ -	\$ 525,000.00
409	2258X00017	CW - Eco Devo Infrastructure	\$ 5,200,000.00	\$ -	\$ -	\$ -	\$ 109,447.81	\$ -	\$ 5,090,552.19
409	2259X00018	CW - Commtty Dev Priority Proje	\$ 2,135,000.00	\$ -	\$ -	\$ 414,104.03	\$ -	\$ -	\$ 1,720,895.97

**2016 VISION TULSA ECONOMIC
DEVELOPMENT SALES FUND**

FUND 4000

(2016 LIMITED PURPOSE TEMPORARY SALES TAX FUND)

**CITY OF TULSA, OKLAHOMA
SALES TAX OVERVIEW COMMITTEE REPORT
FUND 4000 - 2016 VISION TULSA ECONOMIC DEVELOPMENT**

**STATEMENT OF REVENUES, EXPENDITURES AND ENCUMBRANCES
FOR THE FOUR MONTHS ENDED OCTOBER 31, 2024**

	FY ESTIMATED REVENUES/ LIFE-TO-DATE APPROPRIATIONS	CURRENT MONTH	ACTUAL YEAR TO DATE	LIFE TO DATE	OUTSTANDING REVENUES/ BALANCE OF APPROPRIATIONS
Revenue					
Sales Tax	\$ 74,848,175.00	\$ 6,523,669.79	\$ 83,609,970.38	\$ 383,461,988.56	\$ (8,761,795.38)
Donations					
Interest on Investments		263,696.43	2,041,094.67	5,418,985.81	(2,041,094.67)
Intergovernmental Revenue					
Federal, State & Local grants					
Transfers from other funds					
Miscellaneous Revenue					
Total Revenue	<u>74,848,175.00</u>	<u>6,787,366.22</u>	<u>85,651,065.05</u>	<u>388,880,974.37</u>	<u>-10,802,890.05</u>
Expenditures					
Project Expenditures	<u>399,171,894.98</u>	<u>4,749,025.00</u>	<u>81,548,486.18</u>	<u>304,982,896.97</u>	<u>94,188,998.01</u>
Total Expenditures	<u>399,171,894.98</u>	<u>4,749,025.00</u>	<u>81,548,486.18</u>	<u>304,982,896.97</u>	<u>94,188,998.01</u>
Excess (Deficiency) of Revenue Over Expenditures			4,102,578.87	83,898,077.40	
Completed Projects Encumbrances			<u>3,345,918.94</u>	<u>3,345,918.94</u>	
Excess (Deficiency) of Revenue Over Expenditures and Encumbrances			756,659.93	80,552,158.46	
June 30, 2023 Ending Fund Balance			77,299,614.67		
Prior year expenditures					
June 30, 2023 Encumbrances			<u>2,495,883.86</u>		
Adjusted Beginning Fund Balance			79,795,498.53		
Ending Fund Balance			<u>\$ 80,552,158.46</u>	<u>\$ 80,552,158.46</u>	

2016 VISION ED CAPITAL PROJ

Fund 4000

As of: 10/31/2024

\$ 399,171,894.98 \$ 4,749,025.00 \$ 19,095,019.26 \$ 305,410,583.81 \$ 2,689,698.94 \$ 656,220.00 \$ 90,415,392.23

Fund	Project	Project Title	Revised Budget	MTD Actual	YTD Actual	LTD Actual	Encumbrances	Committed	Balance
4000	170000	Zink Lake and Related Improvem	\$ 21,690,000.00	\$ -	\$ -	\$ 20,337,892.04	\$ 392,227.99	\$ 656,220.00	\$ 303,659.97
4000	170005	Low-Water Dam and Pedestrian B	\$ 26,284,000.00	\$ -	\$ -	\$ -	\$ -	\$ -	\$ 26,284,000.00
4000	170010	Turkey Mountain Urban Wilderne	\$ 2,600,000.00	\$ -	\$ -	\$ 2,600,000.00	\$ -	\$ -	\$ -
4000	170015	Levee Dist #12 Rehab (Match)	\$ 5,000,000.00	\$ -	\$ -	\$ -	\$ -	\$ -	\$ 5,000,000.00
4000	170020	Trail E Bank 101 Cousins Park	\$ 2,800,000.00	\$ -	\$ -	\$ 2,399,980.41	\$ -	\$ -	\$ 400,019.59
4000	170025	23rd Jackson Redevelop Study	\$ 1,000,000.00	\$ -	\$ -	\$ 762,600.95	\$ 610.71	\$ -	\$ 236,788.34
4000	170035	Cox Center & Dist Master Plan	\$ 14,100,000.00	\$ -	\$ -	\$ 14,100,000.00	\$ -	\$ -	\$ -
4000	170060	BMX National Headquarters	\$ 5,801.19	\$ -	\$ -	\$ 120.00	\$ -	\$ -	\$ 5,681.19
4000	170065	South Mingo Corridor	\$ 1,000,000.00	\$ -	\$ -	\$ 1,000,000.00	\$ -	\$ -	\$ -
4000	170075	Capital Equip (Non Pub Safety)	\$ 12,000,000.00	\$ 250,000.00	\$ 1,000,000.00	\$ 10,000,000.00	\$ -	\$ -	\$ 2,000,000.00
4000	170080ENGR	CW & Rt 66 Beaut Rvst_ENGR	\$ 1,762,500.00	\$ -	\$ -	\$ -	\$ -	\$ -	\$ 1,762,500.00
4000	170080MOED	CW & Rt 66 Beaut Rvst_MOED	\$ 3,550,000.00	\$ -	\$ -	\$ 2,357,000.00	\$ 500,000.00	\$ -	\$ 693,000.00
4000	170080PLAN	CW & Rt 66 Beaut Rvst_PLAN	\$ 1,882,593.79	\$ 16,550.00	\$ 80,144.25	\$ 1,061,594.66	\$ 152,545.26	\$ -	\$ 668,453.87
4000	170085	Peoria - Mohawk: Business Park	\$ 3,300,000.00	\$ -	\$ -	\$ 1,817,410.02	\$ 1,482,589.98	\$ -	\$ -
4000	170090	Public School Partnership	\$ 10,000,000.00	\$ -	\$ -	\$ 6,806,865.42	\$ -	\$ -	\$ 3,193,134.58
4000	170095	Community Health Connection	\$ 4,570,000.00	\$ -	\$ -	\$ 4,570,000.00	\$ -	\$ -	\$ -
4000	170105	Discovery Lab Site	\$ -	\$ -	\$ -	\$ -	\$ -	\$ -	\$ -
4000	170110	N Peoria Conn 56-Mohawk	\$ 3,100,000.00	\$ -	\$ -	\$ -	\$ -	\$ -	\$ 3,100,000.00
4000	170125	McCullough Park	\$ 3,060,000.00	\$ -	\$ -	\$ 3,059,999.99	\$ -	\$ -	\$ 0.01
4000	170145	Tulsa Arts Commission	\$ 1,200,000.00	\$ 20,775.00	\$ 35,275.00	\$ 857,464.19	\$ 161,725.00	\$ -	\$ 180,810.81
4000	170155	PAC Improvement Master Plan	\$ 1,000,000.00	\$ -	\$ -	\$ 1,000,000.00	\$ -	\$ -	\$ -
4000	170160	Transfer to TPFA 2017	\$ 279,267,000.00	\$ 4,461,700.00	\$ 17,979,600.01	\$ 232,679,656.13	\$ -	\$ -	\$ 46,587,343.87

**2016 VISION ADVANCE FUNDED
REVENUE BOND FUND**

FUND 4001

(2016 ADVANCE FUNDED BOND FUND)

**CITY OF TULSA, OKLAHOMA
SALES TAX OVERVIEW COMMITTEE REPORT
FUND 4001 - 2017 VISION ECONOMIC DEVELOPMENT BOND ISSUE 1**

**STATEMENT OF REVENUES, EXPENDITURES AND ENCUMBRANCES
FOR THE FOUR MONTHS ENDED OCTOBER 31, 2024**

	FY ESTIMATED REVENUES/ LIFE-TO-DATE APPROPRIATIONS	CURRENT MONTH	ACTUAL YEAR TO DATE	LIFE TO DATE	OUTSTANDING REVENUES/ BALANCE OF APPROPRIATIONS
<u>Revenue</u>					
Bond Sale Receipts	\$	\$	\$	\$ 115,300,000.00	\$
Donations					
Miscellaneous Revenue				3,175,000.00	
Total Revenue				<u>118,475,000.00</u>	
<u>Expenditures</u>					
Project Expenditures	118,475,000.00	276.00	236,619.20	115,146,772.60	3,328,227.40
Total Expenditures	<u>118,475,000.00</u>	<u>276.00</u>	<u>236,619.20</u>	<u>115,146,772.60</u>	<u>3,328,227.40</u>
Excess (Deficiency) of Revenue Over Expenditures			(236,619.20)	3,328,227.40	
Completed Projects Encumbrances			73.00 <u>2,849,027.79</u>	<u>2,849,027.79</u>	
Excess (Deficiency) of Revenue Over Expenditures and Encumbrances			(3,085,646.99)	479,199.61	
June 30, 2022 Ending Fund Balance			2,373,213.10		
Prior year expenditures					
June 30, 2022 Encumbrances			<u>1,191,633.50</u>		
Adjusted Beginning Fund Balance			3,564,846.60		
Ending Fund Balance			<u>\$ 479,199.61</u>	<u>\$ 479,199.61</u>	

2017 VISION ED ISSUE 1

Fund 4001

As of: **10/31/2024**

\$ 118,475,000.00 \$ 276.00 \$ 73,669.11 \$ 115,524,558.35 \$ 2,849,027.79 \$ - \$ 101,413.86

Fund	Project	Project Title	Revised Budget	MTD Actual	YTD Actual	LTD Actual	Encumbrances	Committed	Balance
4001	170000	Zink Lake and Related Improve	\$ 24,425,000.00	\$ -	\$ 32,528.30	\$ 24,332,391.15	\$ 92,608.85	\$ -	\$ -
4001	170030	Gilcrease Museum Expansion	\$ 1,000,000.00	\$ -	\$ -	\$ 1,000,000.00	\$ -	\$ -	\$ -
4001	170035	Cox Center & Dist Master Plan	\$ 13,250,000.00	\$ -	\$ -	\$ 13,144,135.27	\$ 104,865.74	\$ -	\$ 998.99
4001	170040	Tulsa Fairgrounds	\$ 26,325,000.00	\$ -	\$ -	\$ 26,325,000.00	\$ -	\$ -	\$ -
4001	170045	Airport Infrastructure	\$ 9,100,000.00	\$ -	\$ -	\$ 8,886,530.80	\$ 213,469.20	\$ -	\$ -
4001	170055	Langston Health Complex Exp	\$ 1,800,000.00	\$ -	\$ -	\$ 1,800,000.00	\$ -	\$ -	\$ -
4001	170060	BMX National Headquarters	\$ 1,350,000.00	\$ -	\$ -	\$ 1,350,000.00	\$ -	\$ -	\$ -
4001	170065	South Mingo Corridor	\$ 11,000,000.00	\$ -	\$ 28,009.81	\$ 8,561,916.00	\$ 2,438,084.00	\$ -	\$ -
4001	170070	Public School Safety First	\$ 5,000,000.00	\$ 276.00	\$ 3,131.00	\$ 4,998,245.75	\$ -	\$ -	\$ 1,754.25
4001	170095	Community Health Connection	\$ 5,405,000.00	\$ -	\$ -	\$ 5,405,000.00	\$ -	\$ -	\$ -
4001	170100	Air National Guard Training Ce	\$ 9,400,000.00	\$ -	\$ 10,000.00	\$ 9,400,000.00	\$ -	\$ -	\$ -
4001	170110	N Peoria Conn 56-Mohawk	\$ 900,000.00	\$ -	\$ -	\$ 900,000.00	\$ -	\$ -	\$ -
4001	170115	TCC Career Placement	\$ 5,320,000.00	\$ -	\$ -	\$ 5,320,000.00	\$ -	\$ -	\$ -
4001	170120	UCAT Auth OSU Tulsa	\$ -	\$ -	\$ -	\$ -	\$ -	\$ -	\$ -
4001	170130	Mohawk Sports Complex	\$ 3,500,000.00	\$ -	\$ -	\$ 3,475,000.00	\$ -	\$ -	\$ 25,000.00
4001	170135	Go Plan Priority Projects	\$ -	\$ -	\$ -	\$ -	\$ -	\$ -	\$ -
4001	170140	Rt 66 Village Train Depot	\$ 400,000.00	\$ -	\$ -	\$ 400,000.00	\$ -	\$ -	\$ -
4001	170150A	2017 Vision ED Issue Costs_1	\$ 300,000.00	\$ -	\$ -	\$ 226,339.38	\$ -	\$ -	\$ 73,660.62

**2016 VISION ADVANCE FUNDED
REVENUE BOND FUND**

FUND 4003

(2016 ADVANCE FUNDED BOND FUND)

**CITY OF TULSA, OKLAHOMA
SALES TAX OVERVIEW COMMITTEE REPORT
FUND 4003 - 2017 VISION ECONOMIC DEVELOPMENT BOND ISSUE 2**

**STATEMENT OF REVENUES, EXPENDITURES AND ENCUMBRANCES
FOR THE FOUR MONTHS ENDED OCTOBER 31, 2024**

	FY ESTIMATED REVENUES/ LIFE-TO-DATE APPROPRIATIONS	CURRENT MONTH	ACTUAL YEAR TO DATE	LIFE TO DATE	OUTSTANDING REVENUES/ BALANCE OF APPROPRIATIONS
Revenue					
Bond Sale Receipts	\$	\$	\$	\$ 118,100,000.00	\$
Donations					
Miscellaneous Revenue					
Total Revenue				118,100,000.00	
Expenditures					
Project Expenditures	118,100,000.00		5,401,974.27	116,210,483.37	1,889,516.63
Total Expenditures	118,100,000.00		5,401,974.27	116,210,483.37	1,889,516.63
Excess (Deficiency) of Revenue Over Expenditures					
Completed Projects Encumbrances			256,471.68	256,471.68	
Excess (Deficiency) of Revenue Over Expenditures and Encumbrances					
			(5,658,445.95)	1,633,044.95	
June 30, 2022 Ending Fund Balance					
Prior year expenditures			1,616,107.21		
June 30, 2022 Encumbrances					
			5,675,383.69		
Adjusted Beginning Fund Balance					
			7,291,490.90		
Ending Fund Balance					
			\$ 1,633,044.95	\$ 1,633,044.95	

2017 VISION ED ISSUE 2

Fund 4003

As of: **10/31/2024**

\$ 118,100,000.00 \$ - \$ 5,000.00 \$ 117,008,381.75 \$ 256,471.68 \$ - \$ 835,146.57

Fund	Project	Project Title	Revised Budget	MTD Actual	YTD Actual	LTD Actual	Encumbrances	Committed	Balance
4003	170000	Zink Lake and Related Improvem	\$ 16,885,000.00	\$ -	\$ -	\$ 16,885,000.00	\$ -	\$ -	\$ -
4003	170005	Low-Water Dam and Pedestrian B	\$ -	\$ -	\$ -	\$ -	\$ -	\$ -	\$ -
4003	170010	Turkey Mountain Urban Wilderne	\$ 5,000,000.00	\$ -	\$ -	\$ 4,999,980.00	\$ -	\$ -	\$ 20.00
4003	170030	Gilcrease Museum Expansion	\$ 6,000,000.00	\$ -	\$ -	\$ 6,000,000.00	\$ -	\$ -	\$ -
4003	170035	Cox Center & Dist Master Plan	\$ 27,650,000.00	\$ -	\$ -	\$ 27,301,956.98	\$ -	\$ -	\$ 348,043.02
4003	170040	Tulsa Fairgrounds	\$ 3,675,000.00	\$ -	\$ -	\$ 3,675,000.00	\$ -	\$ -	\$ -
4003	170045	Airport Infrastructure	\$ 9,100,000.00	\$ -	\$ -	\$ 9,100,000.00	\$ -	\$ -	\$ -
4003	170050	Tulsa Zoo & Living Museum	\$ 3,000,000.00	\$ -	\$ -	\$ 3,000,000.00	\$ -	\$ -	\$ -
4003	170055	Langston Health Complex Exp	\$ 11,450,000.00	\$ -	\$ -	\$ 11,450,000.00	\$ -	\$ -	\$ -
4003	170060	BMX National Headquarters	\$ 13,650,000.00	\$ -	\$ -	\$ 13,421,482.92	\$ -	\$ -	\$ 228,517.08
4003	170070	Public School Safety First	\$ 4,750,000.00	\$ -	\$ -	\$ 4,671,559.38	\$ 78,440.62	\$ -	\$ -
4003	170085	Peoria - Mohawk: Business Park	\$ 2,500,000.00	\$ -	\$ -	\$ 2,500,000.00	\$ -	\$ -	\$ -
4003	170105	Discovery Lab Site	\$ 8,000,000.00	\$ -	\$ -	\$ 8,000,000.00	\$ -	\$ -	\$ -
4003	170110	N Peoria Conn 56-Mohawk	\$ 3,000,000.00	\$ -	\$ -	\$ 2,616,893.45	\$ 163,031.06	\$ -	\$ 220,075.49
4003	170125	McCullough Park	\$ 540,000.00	\$ -	\$ -	\$ 540,000.00	\$ -	\$ -	\$ -
4003	170140	Rt 66 Village Train Depot	\$ 2,600,000.00	\$ -	\$ 5,000.00	\$ 2,580,337.93	\$ 15,000.00	\$ -	\$ 4,662.07
4003	170150B	2017 Vision ED Issue Bond Cost	\$ 300,000.00	\$ -	\$ -	\$ 266,171.09	\$ -	\$ -	\$ 33,828.91

**2016 VISION ADVANCE FUNDED
REVENUE BOND FUND**

FUND 4004

(2016 ADVANCE FUNDED BOND FUND)

**CITY OF TULSA, OKLAHOMA
SALES TAX OVERVIEW COMMITTEE REPORT
FUND 4004 - 2017 VISION ECONOMIC DEVELOPMENT BOND ISSUE 3**

**STATEMENT OF REVENUES, EXPENDITURES AND ENCUMBRANCES
FOR THE FOUR MONTHS ENDED OCTOBER 31, 2024**

	FY ESTIMATED REVENUES/ LIFE-TO-DATE APPROPRIATIONS	CURRENT MONTH	ACTUAL YEAR TO DATE	LIFE TO DATE	OUTSTANDING REVENUES/ BALANCE OF APPROPRIATIONS
<u>Revenue</u>					
Bond Sale Receipts	\$	\$	\$	\$ 114,025,000.00	\$
Donations					
Miscellaneous Revenue					
Total Revenue				<u>114,025,000.00</u>	
<u>Expenditures</u>					
Project Expenditures	114,025,000.00	238,561.46	36,795,239.89	94,819,257.91	19,205,742.09
Total Expenditures	<u>114,025,000.00</u>	<u>238,561.46</u>	<u>36,795,239.89</u>	<u>94,819,257.91</u>	<u>19,205,742.09</u>
Excess (Deficiency) of Revenue Over Expenditures			(36,795,239.89)	19,205,742.09	
Completed Projects Encumbrances			<u>8,924,067.83</u>	<u>8,924,067.83</u>	
Excess (Deficiency) of Revenue Over Expenditures and Encumbrances			(45,719,307.72)	10,281,674.26	
June 30, 2022 Ending Fund Balance			21,151,754.78		
Prior year expenditures					
June 30, 2022 Encumbrances			<u>34,849,227.20</u>		
Adjusted Beginning Fund Balance			56,000,981.98		
Ending Fund Balance			<u>\$ 10,281,674.26</u>	<u>\$ 10,281,674.26</u>	

2017 VISION ED ISSUE 3

Fund 4004

As of: 10/31/2024

\$ 114,025,000.00 \$ 238,561.46 \$ 306,937.48 \$ 98,137,144.75 \$ 8,924,067.83 \$ - \$ 6,963,787.42

Fund	Project	Project Title	Revised Budget	MTD Actual	YTD Actual	LTD Actual	Encumbrances	Committed	Balance
4004	170005	Low-Water Dam and Pedestrian B	\$ 2,800,000.00	\$ -	\$ -	\$ 1,344,091.12	\$ -	\$ -	\$ 1,455,908.88
4004	170030	Gilcrease Museum Expansion	\$ 58,000,000.00	\$ 30,432.29	\$ 146,367.11	\$ 55,681,283.20	\$ 2,315,462.26	\$ -	\$ 3,254.54
4004	170045	Airport Infrastructure	\$ 9,100,000.00	\$ 1,500.00	\$ 15,650.00	\$ 3,638,397.81	\$ 155,231.23	\$ -	\$ 5,306,370.96
4004	170050	Tulsa Zoo & Living Museum	\$ 22,000,000.00	\$ 206,629.17	\$ 9,072.00	\$ 21,968,120.81	\$ 31,879.19	\$ -	\$ -
4004	170055	Langston Health Complex Exp	\$ 3,000,000.00	\$ -	\$ -	\$ 3,000,000.00	\$ -	\$ -	\$ -
4004	170060	BMX National Headquarters	\$ 3,600,000.00	\$ -	\$ -	\$ 3,600,000.00	\$ -	\$ -	\$ -
4004	170065	South Mingo Corridor	\$ 3,000,000.00	\$ -	\$ -	\$ -	\$ 3,000,000.00	\$ -	\$ -
4004	170070	Public School Safety First	\$ 4,750,000.00	\$ -	\$ 135,848.37	\$ 3,686,140.45	\$ 1,063,859.55	\$ -	\$ -
4004	170080MOED	CW & Rt 66 Beaut Reinvestment_	\$ 150,000.00	\$ -	\$ -	\$ -	\$ -	\$ -	\$ 150,000.00
4004	170085	Peoria - Mohawk Business Park	\$ 4,200,000.00	\$ -	\$ -	\$ 1,842,364.40	\$ 2,357,635.60	\$ -	\$ -
4004	170135	Go Plan Priority Projects	\$ 3,125,000.00	\$ -	\$ -	\$ 3,125,000.00	\$ -	\$ -	\$ -
4004	170150C	2017 Vision ED Issue Bond Cost	\$ 300,000.00	\$ -	\$ -	\$ 251,746.96	\$ -	\$ -	\$ 48,253.04

2014 GO BOND FUNDS

FUND 4270~4274 COMBINED

(2014 GENERAL OBLIGATION BOND FUNDS)

**CITY OF TULSA, OKLAHOMA
SALES TAX OVERVIEW COMMITTEE REPORT
FUND 4270-4276 - 2014 GO BOND FUNDS**

**STATEMENT OF REVENUES, EXPENDITURES AND ENCUMBRANCES
FOR THE FOUR MONTHS ENDED OCTOBER 31, 2024**

	FY ESTIMATED REVENUES/ LIFE-TO-DATE APPROPRIATIONS	CURRENT MONTH	ACTUAL YEAR TO DATE	LIFE TO DATE	OUTSTANDING REVENUES/ BALANCE OF APPROPRIATIONS
<u>Revenue</u>					
Bond Sale Receipts	\$	\$	\$	\$ 313,615,000.00	\$
Donations					
Miscellaneous Revenue					
Total Revenue				<u>313,615,000.00</u>	
<u>Expenditures</u>					
Project Expenditures	271,038,081.00	718,663.25	20,865,970.46	250,507,207.45	20,530,873.55
Total Expenditures	<u>271,038,081.00</u>	<u>718,663.25</u>	<u>20,865,970.46</u>	<u>250,507,207.45</u>	<u>20,530,873.55</u>
Excess (Deficiency) of Revenue Over Expenditures			(20,865,970.46)	63,107,792.55	
Completed Projects Encumbrances			<u>11,171,294.10</u>	<u>42,576,919.00</u> <u>11,171,294.10</u>	
Excess (Deficiency) of Revenue Over Expenditures and Encumbrances			(32,037,264.56)	9,359,579.45	
June 30, 2022 Ending Fund Balance			7,354,342.68		
Prior year expenditures					
June 30, 2022 Encumbrances			<u>34,042,501.33</u>		
Adjusted Beginning Fund Balance			41,396,844.01		
Ending Fund Balance			<u>\$ 9,359,579.45</u>	<u>\$ 9,359,579.45</u>	

2014 GO BOND PROGRAM

Fund 427

As of: 10/31/2024

\$ 271,038,081.00 \$ 718,663.25 \$ 1,256,683.28 \$ 244,829,194.66 \$ 11,171,294.10 \$ - \$ 15,037,592.24

Fund	Project	Project Title	Revised Budget	MTD Actual	YTD Actual	LTD Actual	Encumbrances	Committed	Balance
4270	144000	Bond Issuance Costs	\$ 20,000.00	\$ -	\$ -	\$ 20,000.00	\$ -	\$ -	\$ -
4270	144015	Citywide Nonarterial Reh&Re	\$ 200,000.00	\$ -	\$ -	\$ 200,000.00	\$ -	\$ -	\$ -
4270	144020	Citywide-Arterial Rt&Pv Main	\$ 355,000.00	\$ -	\$ -	\$ 355,000.00	\$ -	\$ -	\$ -
4270	144021	Citywide-Nonarterial Rt&Pv M	\$ 1,973,927.51	\$ 46.65	\$ 46.65	\$ 1,942,455.03	\$ 31,472.48	\$ -	\$ -
4270	144060	Bridge189 - 4700 N. Iroquois	\$ 11,321.19	\$ -	\$ -	\$ 11,321.19	\$ -	\$ -	\$ -
4270	144061	Bridge298 - 2100 E. 61St St	\$ 66,650.26	\$ -	\$ -	\$ 66,650.26	\$ -	\$ -	\$ -
4270	144062	Bridge323B - 12000 E. 21St	\$ 10,000.00	\$ -	\$ -	\$ 10,000.00	\$ -	\$ -	\$ -
4270	144093	Citywide Matching Funds	\$ 250,000.00	\$ -	\$ -	\$ 250,000.00	\$ -	\$ -	\$ -
4270	144106	Maintenance Zone 1006	\$ 400,000.00	\$ -	\$ -	\$ 385,556.47	\$ 14,443.53	\$ -	\$ -
4270	144107	Maintenance Zone 1007	\$ 55,000.00	\$ -	\$ -	\$ 55,000.00	\$ -	\$ -	\$ -
4270	144153	Maintenance Zone 1153	\$ 410,000.00	\$ -	\$ -	\$ 406,531.50	\$ 3,468.50	\$ -	\$ -
4270	144157	Maintenance Zone 1157	\$ 419,944.69	\$ -	\$ -	\$ 419,944.69	\$ -	\$ -	\$ -
4270	144173	Maintenance Zone 1073	\$ 54,000.00	\$ -	\$ -	\$ 54,000.00	\$ -	\$ -	\$ -
4270	144176	Maintenance Zone 1076	\$ 260,000.00	\$ -	\$ -	\$ 260,000.00	\$ -	\$ -	\$ -
4270	144201	Apache St: Mlk - Peoria	\$ 282,774.79	\$ -	\$ -	\$ 282,774.79	\$ -	\$ -	\$ -
4270	144203	W 41st St S 41st W - S 33rd W	\$ 175,000.00	\$ -	\$ -	\$ 175,000.00	\$ -	\$ -	\$ -
4270	144204	S33rd W: 41st St to 51st St	\$ 275,000.00	\$ -	\$ -	\$ 275,000.00	\$ -	\$ -	\$ -
4270	144205	Apache St: Lewis To Harvard	\$ 210,000.00	\$ -	\$ -	\$ 210,000.00	\$ -	\$ -	\$ -
4270	144206	11th St: Peoria to Utica	\$ 185,000.00	\$ -	\$ -	\$ 185,000.00	\$ -	\$ -	\$ -
4270	144208	11th St: Sheridan - Memorial	\$ 180,000.00	\$ -	\$ -	\$ 180,000.00	\$ -	\$ -	\$ -
4270	144209	21St St: Garnett To 129Th E	\$ 300,000.00	\$ -	\$ -	\$ 300,000.00	\$ -	\$ -	\$ -
4270	144210	21St St-129Th East Ave Inter	\$ 250,000.00	\$ -	\$ -	\$ 249,843.47	\$ -	\$ -	\$ 156.53
4270	144212	51st St Sheridan to Memorial	\$ 140,000.00	\$ -	\$ -	\$ 140,000.00	\$ -	\$ -	\$ -
4270	144214	Sheridan 81st to 91st	\$ 199,928.84	\$ -	\$ -	\$ 199,928.84	\$ -	\$ -	\$ -
4270	144216	41st St: Lewis to Harvard	\$ 275,000.00	\$ -	\$ -	\$ 275,000.00	\$ -	\$ -	\$ -
4270	144217	Apache & Harvard Intersectio	\$ 197,740.00	\$ -	\$ -	\$ 197,740.00	\$ -	\$ -	\$ -
4270	144218	41st St & Lewis Intersection	\$ 210,000.00	\$ -	\$ -	\$ 210,000.00	\$ -	\$ -	\$ -
4270	144219	Maintenance Zone 2119	\$ 40,000.00	\$ -	\$ -	\$ 38,500.00	\$ 1,500.00	\$ -	\$ -
4270	144225	Maintenance Zone 2125	\$ 264,462.36	\$ -	\$ -	\$ 264,462.36	\$ -	\$ -	\$ -
4270	144226	Maintenance Zone 2126	\$ 44,710.26	\$ -	\$ -	\$ 44,710.26	\$ -	\$ -	\$ -
4270	144230	Maintenance Zone 2130	\$ 406,919.00	\$ -	\$ -	\$ 406,919.00	\$ -	\$ -	\$ -
4270	144255	Maintenance Zone 2055	\$ 150,000.00	\$ -	\$ -	\$ 148,972.24	\$ 1,027.76	\$ -	\$ -
4270	144256	Maintenance Zone 2056	\$ 130,000.00	\$ -	\$ -	\$ 130,000.00	\$ -	\$ -	\$ -
4270	144264	Maintenance Zone 2064	\$ 143,436.25	\$ -	\$ -	\$ 143,436.25	\$ -	\$ -	\$ -
4270	144265	Maintenance Zone 2065	\$ 100,000.00	\$ -	\$ -	\$ 98,763.93	\$ -	\$ -	\$ 1,236.07
4270	144303	Maintenance Zone 3003	\$ 100,000.00	\$ -	\$ -	\$ 100,000.00	\$ -	\$ -	\$ -
4270	144304	Maintenance Zone 3004	\$ 180,914.87	\$ -	\$ -	\$ 180,914.87	\$ -	\$ -	\$ -
4270	144309	Citywide - Arterial Rehab	\$ 276,489.24	\$ - 32	\$ -	\$ 195,614.49	\$ 80,874.75	\$ -	\$ -

2014 GO BOND PROGRAM

Fund 427

As of: 10/31/2024

\$ 271,038,081.00 \$ 718,663.25 \$ 1,256,683.28 \$ 244,829,194.66 \$ 11,171,294.10 \$ - \$ 15,037,592.24

Fund	Project	Project Title	Revised Budget	MTD Actual	YTD Actual	LTD Actual	Encumbrances	Committed	Balance
4270	144318	Maintenance Zone 3018	\$ 50,000.00	\$ -	\$ -	\$ 50,000.00	\$ -	\$ -	\$ -
4270	144380	Maintenance Zone 3080	\$ 19,047.02	\$ -	\$ -	\$ 19,047.02	\$ -	\$ -	\$ -
4270	144413	Maintenance Zone 4013	\$ 535,058.95	\$ -	\$ -	\$ 535,058.95	\$ -	\$ -	\$ -
4270	144415	Maintenance Zone 4015	\$ 100,000.00	\$ -	\$ -	\$ 100,000.00	\$ -	\$ -	\$ -
4270	144430	Maintenance Zone 4030	\$ 169,422.12	\$ -	\$ -	\$ 169,422.12	\$ -	\$ -	\$ -
4270	144467	Maintenance Zone 4067	\$ 485,000.00	\$ -	\$ -	\$ 485,000.00	\$ -	\$ -	\$ -
4270	144527	Maintenance Zone 5027	\$ 129,524.39	\$ -	\$ -	\$ 129,524.39	\$ -	\$ -	\$ -
4270	144533	Maintenance Zone 5033	\$ 500,000.00	\$ -	\$ -	\$ 499,987.32	\$ -	\$ -	\$ 12.68
4270	144539	Maintenance Zone 5039	\$ 400,000.00	\$ -	\$ -	\$ 400,000.00	\$ -	\$ -	\$ -
4270	144627	Maintenance Zone 6027	\$ 120,000.00	\$ -	\$ -	\$ 120,000.00	\$ -	\$ -	\$ -
4270	144642	Maintenance Zone 6142	\$ 100,000.00	\$ -	\$ -	\$ 100,000.00	\$ -	\$ -	\$ -
4270	144645	Maintenance Zone 6145	\$ 265,000.00	\$ -	\$ -	\$ 265,000.00	\$ -	\$ -	\$ -
4270	144647	Maintenance Zone 6147	\$ 101,060.09	\$ -	\$ -	\$ 101,060.09	\$ -	\$ -	\$ -
4270	144733	Maintenance Zone 7133	\$ 198,500.00	\$ -	\$ -	\$ 198,500.00	\$ -	\$ -	\$ -
4270	144748	Maintenance Zone 7048	\$ 226,454.43	\$ -	\$ -	\$ 226,454.43	\$ -	\$ -	\$ -
4270	144760	Maintenance Zone 7060	\$ 335,526.95	\$ -	\$ -	\$ 335,526.95	\$ -	\$ -	\$ -
4270	144803	Maintenance Zone 8103	\$ 182,481.92	\$ -	\$ -	\$ 182,481.92	\$ -	\$ -	\$ -
4270	144812	Maintenance Zone 8112	\$ 200,000.00	\$ -	\$ -	\$ 200,000.00	\$ -	\$ -	\$ -
4270	144857	Maintenance Zone 8057	\$ 275,000.00	\$ -	\$ -	\$ 275,000.00	\$ -	\$ -	\$ -
4270	144931	Maintenance Zone 9031	\$ 58,793.31	\$ -	\$ -	\$ 58,793.31	\$ -	\$ -	\$ -
4270	144943	Maintenance Zone 9043	\$ 450,000.00	\$ -	\$ -	\$ 450,000.00	\$ -	\$ -	\$ -
4270	144944	Maintenance Zone 9044	\$ 400,000.00	\$ -	\$ -	\$ 340,782.70	\$ 59,217.30	\$ -	\$ -
4270	144945	Maintenance Zone 9045	\$ 400,000.00	\$ -	\$ -	\$ 370,356.98	\$ -	\$ -	\$ 29,643.02
4270	144958	Maintenance Zone 9058	\$ 102,830.56	\$ -	\$ -	\$ 102,830.56	\$ -	\$ -	\$ -
4271	144000	Bond Issuance Costs	\$ 79,999.78	\$ -	\$ -	\$ 79,999.78	\$ -	\$ -	\$ -
4271	144015	Citywide Nonarterial Reh&Re	\$ 400,000.00	\$ -	\$ -	\$ 400,000.00	\$ -	\$ -	\$ -
4271	144016	Citywide Non-Art Sidewalks	\$ 100,000.00	\$ -	\$ -	\$ 100,000.00	\$ -	\$ -	\$ -
4271	144020	Citywide-Arterial Rt&Pv Main	\$ 3,745,000.00	\$ -	\$ -	\$ 3,745,000.00	\$ -	\$ -	\$ -
4271	144021	Citywide-Nonarterial Rt&Pv M	\$ 9,000,000.00	\$ -	\$ -	\$ 9,000,000.00	\$ -	\$ -	\$ -
4271	144060	Bridge189 - 4700 N. Iroquois	\$ 180,000.00	\$ -	\$ -	\$ 180,000.00	\$ -	\$ -	\$ -
4271	144061	Bridge298 - 2100 E. 61St St.	\$ 543,739.50	\$ -	\$ -	\$ 543,739.50	\$ -	\$ -	\$ -
4271	144093	Citywide Matching Funds	\$ 450,000.00	\$ -	\$ -	\$ 450,000.00	\$ -	\$ -	\$ -
4271	144094	ODOT Rehab & Replacement	\$ 1,640,000.00	\$ -	\$ -	\$ 1,630,372.20	\$ 9,627.80	\$ -	\$ -
4271	144107	Maintenance Zone 1007	\$ 475,000.00	\$ -	\$ -	\$ 475,000.00	\$ -	\$ -	\$ -
4271	144110	Citywide-Arterial Sidewalks	\$ 300,000.00	\$ -	\$ -	\$ 300,000.00	\$ -	\$ -	\$ -
4271	144111	Maintenance Zone 1001	\$ 830,000.00	\$ -	\$ -	\$ 809,787.46	\$ 20,212.54	\$ -	\$ -
4271	144158	Maintenance Zone 1157	\$ 219,643.46	\$ -	\$ -	\$ 211,448.65	\$ 8,194.81	\$ -	\$ -
4271	144173	Maintenance Zone 1073	\$ 404,552.85	\$ - 33	\$ -	\$ 404,552.85	\$ -	\$ -	\$ -

2014 GO BOND PROGRAM

Fund 427

As of: 10/31/2024

\$ 271,038,081.00 \$ 718,663.25 \$ 1,256,683.28 \$ 244,829,194.66 \$ 11,171,294.10 \$ - \$ 15,037,592.24

Fund	Project	Project Title	Revised Budget	MTD Actual	YTD Actual	LTD Actual	Encumbrances	Committed	Balance
4271	144199	Maintenance Zone 1099	\$ 320,000.00	\$ -	\$ -	\$ 316,395.78	\$ 3,604.22	\$ -	\$ -
4271	144200	Architect and Engineering Serv	\$ 330,000.00	\$ -	\$ -	\$ 330,000.00	\$ -	\$ -	\$ -
4271	144201	Apache St: Mlk - Peoria	\$ 2,410,000.00	\$ -	\$ -	\$ 2,370,000.00	\$ -	\$ -	\$ 40,000.00
4271	144203	W 41st St S 41st W - S 33rd W	\$ 1,510,000.00	\$ -	\$ -	\$ 1,510,000.00	\$ -	\$ -	\$ -
4271	144204	S33rd W: 41st St to 51st St	\$ 2,455,000.00	\$ -	\$ -	\$ 1,672,426.47	\$ -	\$ -	\$ 782,573.53
4271	144206	11th St: Peoria to Utica	\$ 1,635,000.00	\$ -	\$ -	\$ 1,635,000.00	\$ -	\$ -	\$ -
4271	144208	11th St: Sheridan - Memorial	\$ 1,600,000.00	\$ -	\$ -	\$ 1,445,764.67	\$ -	\$ -	\$ 154,235.33
4271	144212	51st St Sheridan to Memorial	\$ 915,651.29	\$ -	\$ -	\$ 907,661.29	\$ -	\$ -	\$ 7,990.00
4271	144216	41st St: Lewis to Harvard	\$ 2,455,000.00	\$ -	\$ -	\$ 2,446,437.50	\$ 1,425.50	\$ -	\$ 7,137.00
4271	144218	41st St & Lewis Intersection	\$ 1,845,000.00	\$ -	\$ -	\$ 1,845,000.00	\$ -	\$ -	\$ -
4271	144219	Maintenance Zone 2119	\$ 327,980.36	\$ -	\$ -	\$ 327,980.36	\$ -	\$ -	\$ -
4271	144226	Maintenance Zone 2126	\$ 305,000.00	\$ -	\$ -	\$ 305,000.00	\$ -	\$ -	\$ -
4271	144255	Maintenance Zone 2055	\$ 1,119,095.86	\$ -	\$ -	\$ 1,119,095.86	\$ -	\$ -	\$ -
4271	144256	Maintenance Zone 2056	\$ 1,138,393.91	\$ -	\$ -	\$ 1,138,393.91	\$ -	\$ -	\$ -
4271	144265	Maintenance Zone 2065	\$ 859,200.67	\$ -	\$ -	\$ 859,200.67	\$ -	\$ -	\$ -
4271	144303	Maintenance Zone 3003	\$ 525,681.40	\$ -	\$ -	\$ 525,681.40	\$ -	\$ -	\$ -
4271	144309	Citywide - Arterial Rehab	\$ 4,182,972.41	\$ 10,850.60	\$ 10,850.60	\$ 4,125,527.59	\$ 57,444.82	\$ -	\$ -
4271	144310	Maintenance Zone 3010	\$ 724,283.12	\$ -	\$ -	\$ 724,283.12	\$ -	\$ -	\$ -
4271	144318	Maintenance Zone 3018	\$ 367,056.72	\$ -	\$ -	\$ 365,498.17	\$ 1,558.55	\$ -	\$ -
4271	144380	Maintenance Zone 3080	\$ 170,000.00	\$ -	\$ -	\$ 170,000.00	\$ -	\$ -	\$ -
4271	144415	Maintenance Zone 4015	\$ 537,042.77	\$ -	\$ -	\$ 537,042.77	\$ -	\$ -	\$ -
4271	144431	Maintenance Zone 4031	\$ 1,200,000.00	\$ -	\$ -	\$ 1,164,794.00	\$ 35,206.00	\$ -	\$ -
4271	144527	Maintenance Zone 5027	\$ 1,258,372.62	\$ -	\$ -	\$ 1,258,372.62	\$ -	\$ -	\$ -
4271	144627	Maintenance Zone 6027	\$ 886,165.51	\$ -	\$ -	\$ 886,165.51	\$ -	\$ -	\$ -
4271	144628	Maintenance Zone 6028	\$ 75,714.88	\$ -	\$ -	\$ 7,190.27	\$ 68,524.61	\$ -	\$ -
4271	144635	Maintenance Zone 6035	\$ 272,007.76	\$ -	\$ -	\$ 270,496.59	\$ -	\$ -	\$ 1,511.17
4271	144642	Maintenance Zone 6142	\$ 800,000.00	\$ -	\$ -	\$ 780,300.00	\$ 19,700.00	\$ -	\$ -
4271	144647	Maintenance Zone 6147	\$ 890,000.00	\$ -	\$ -	\$ 890,000.00	\$ -	\$ -	\$ -
4271	144700	Maintenance Zone 7100	\$ 301,596.41	\$ -	\$ -	\$ 301,596.41	\$ -	\$ -	\$ -
4271	144733	Maintenance Zone 7133	\$ 751,870.76	\$ -	\$ -	\$ 751,870.76	\$ -	\$ -	\$ -
4271	144803	Maintenance Zone 8103	\$ 1,592,680.53	\$ -	\$ -	\$ 1,592,680.53	\$ -	\$ -	\$ -
4271	144812	Maintenance Zone 8112	\$ 1,578,077.06	\$ -	\$ -	\$ 1,578,077.06	\$ -	\$ -	\$ -
4271	144931	Maintenance Zone 9031	\$ 459,660.26	\$ -	\$ -	\$ 459,660.26	\$ -	\$ -	\$ -
4271	144958	Maintenance Zone 9058	\$ 833,560.11	\$ -	\$ -	\$ 833,560.11	\$ -	\$ -	\$ -
4272	144000	Bond Issuance Costs	\$ 150,000.00	\$ -	\$ -	\$ 150,000.00	\$ -	\$ -	\$ -
4272	144015	Citywide Nonarterial Reh&Re	\$ 540,000.00	\$ -	\$ -	\$ 540,000.00	\$ -	\$ -	\$ -
4272	144016	Citywide Non-Art Sidewalks	\$ 300,000.00	\$ -	\$ -	\$ 300,000.00	\$ -	\$ -	\$ -
4272	144020	Citywide-Arterial Rt&Pv Main	\$ 6,260,000.00	\$ - 34	\$ -	\$ 6,260,000.00	\$ -	\$ -	\$ -

2014 GO BOND PROGRAM

Fund 427

As of: 10/31/2024

\$ 271,038,081.00 \$ 718,663.25 \$ 1,256,683.28 \$ 244,829,194.66 \$ 11,171,294.10 \$ - \$ 15,037,592.24

Fund	Project	Project Title	Revised Budget	MTD Actual	YTD Actual	LTD Actual	Encumbrances	Committed	Balance
4272	144021	Citywide-Nonarterial Rt&Pv M	\$ 16,880,000.00	\$ -	\$ -	\$ 16,880,000.00	\$ -	\$ -	\$ -
4272	144062	Bridge323B - 12000 E. 21St	\$ 50,000.00	\$ -	\$ -	\$ 50,000.00	\$ -	\$ -	\$ -
4272	144093	Citywide Matching Funds	\$ 650,000.00	\$ -	\$ -	\$ 650,000.00	\$ -	\$ -	\$ -
4272	144094	ODOT Rehab & Replacement	\$ 1,640,000.00	\$ -	\$ -	\$ 1,640,000.00	\$ -	\$ -	\$ -
4272	144106	Maintenance Zone 1006	\$ 2,008,802.62	\$ -	\$ -	\$ 2,008,802.62	\$ -	\$ -	\$ -
4272	144110	Citywide-Arterial Sidewalks	\$ 900,000.00	\$ -	\$ -	\$ 900,000.00	\$ -	\$ -	\$ -
4272	144153	Maintenance Zone 1153	\$ -	\$ -	\$ -	\$ -	\$ -	\$ -	\$ -
4272	144157	Maintenance Zone 1157	\$ 3,192,879.00	\$ -	\$ -	\$ 3,192,879.00	\$ -	\$ -	\$ -
4272	144168	Maintenance Zone 1068	\$ 400,000.00	\$ 4,092.54	\$ 6,932.31	\$ 340,079.08	\$ 59,920.92	\$ -	\$ -
4272	144202	Apachee: Peoria - Lewis Ave	\$ 300,000.00	\$ -	\$ -	\$ 300,000.00	\$ -	\$ -	\$ -
4272	144207	11Th St: Lewis Ave - Harvard	\$ 200,000.00	\$ -	\$ -	\$ 200,000.00	\$ -	\$ -	\$ -
4272	144211	41St: Garnett - 129 E Ave	\$ 102,199.23	\$ -	\$ -	\$ 102,199.23	\$ -	\$ -	\$ -
4272	144214	Sheridan 81st to 91st	\$ 1,326,022.15	\$ -	\$ -	\$ 1,326,022.15	\$ -	\$ -	\$ -
4272	144215	Peoria: 41St St - 51St St.	\$ 300,000.00	\$ -	\$ -	\$ 300,000.00	\$ -	\$ -	\$ -
4272	144264	Maintenance Zone 2064	\$ 1,123,073.63	\$ -	\$ -	\$ 1,123,073.63	\$ -	\$ -	\$ -
4272	144304	Maintenance Zone 3004	\$ 1,231,358.67	\$ -	\$ -	\$ 1,231,358.67	\$ -	\$ -	\$ -
4272	144309	Citywide - Arterial Rehab	\$ 5,272,816.58	\$ 63,290.41	\$ 232,155.54	\$ 2,956,685.93	\$ 2,316,130.65	\$ -	\$ -
4272	144311	Maintenance Zone 3011	\$ 1,000,000.00	\$ -	\$ -	\$ 970,762.05	\$ -	\$ -	\$ 29,237.95
4272	144320	Maintenance Zone 3020	\$ 480,000.00	\$ 4,264.76	\$ 4,928.78	\$ 375,666.17	\$ 75,085.48	\$ -	\$ 29,248.35
4272	144413	Maintenance Zone 4013	\$ -	\$ -	\$ -	\$ -	\$ -	\$ -	\$ -
4272	144421	Maintenance Zone 4021	\$ 375,000.00	\$ 730.00	\$ 730.00	\$ 365,730.00	\$ 9,270.00	\$ -	\$ -
4272	144430	Maintenance Zone 4030	\$ 1,517,287.45	\$ -	\$ -	\$ 1,517,287.45	\$ -	\$ -	\$ -
4272	144539	Maintenance Zone 5039	\$ 2,982,395.92	\$ -	\$ -	\$ 2,982,395.92	\$ -	\$ -	\$ -
4272	144546	Maintenance Zone 5046	\$ 600,000.00	\$ -	\$ -	\$ 600,000.00	\$ -	\$ -	\$ -
4272	144547	Maintenance Zone 5047	\$ 1,100,000.00	\$ 4,220.12	\$ 4,220.12	\$ 1,077,385.23	\$ 22,614.77	\$ -	\$ -
4272	144740	Maintenance Zone 7040	\$ 350,000.00	\$ -	\$ -	\$ 349,845.00	\$ -	\$ -	\$ 155.00
4272	144760	Maintenance Zone 7060	\$ 2,985,401.38	\$ -	\$ -	\$ 2,985,401.38	\$ -	\$ -	\$ -
4272	144943	Maintenance Zone 9043	\$ 2,165,462.22	\$ -	\$ -	\$ 2,165,462.22	\$ -	\$ -	\$ -
4272	144950	Maintenance Zone 9050	\$ 350,000.00	\$ -	\$ -	\$ 349,225.28	\$ 774.72	\$ -	\$ -
4272	144951	Maintenance Zone 9051	\$ 160,000.00	\$ -	\$ -	\$ 154,936.84	\$ 5,063.16	\$ -	\$ -
4273	144000	Bond Issuance Costs	\$ 150,000.00	\$ -	\$ -	\$ 150,000.00	\$ -	\$ -	\$ -
4273	144015	Citywide Nonarterial Reh&Re	\$ 539,950.00	\$ -	\$ -	\$ 539,950.00	\$ -	\$ -	\$ -
4273	144016	Citywide Non-Art Sidewalks	\$ 100,000.00	\$ -	\$ -	\$ 100,000.00	\$ -	\$ -	\$ -
4273	144020	Citywide-Arterial Rt&Pv Main	\$ 11,807,489.89	\$ -	\$ -	\$ 11,807,489.89	\$ -	\$ -	\$ -
4273	144021	Citywide-Nonarterial Rt&Pv M	\$ 22,959,914.34	\$ 670.60	\$ 670.60	\$ 22,959,626.84	\$ 287.50	\$ -	\$ -
4273	144093	Citywide Matching Funds	\$ 1,753,170.00	\$ -	\$ -	\$ 1,737,853.51	\$ 14,966.49	\$ -	\$ 350.00
4273	144094	ODOT Rehab & Replacement	\$ 1,640,000.00	\$ -	\$ -	\$ 1,640,000.00	\$ -	\$ -	\$ -
4273	144110	Citywide-Arterial Sidewalks	\$ 300,000.00	\$ - 35	\$ -	\$ 300,000.00	\$ -	\$ -	\$ -

2014 GO BOND PROGRAM

Fund 427

As of: 10/31/2024

\$ 271,038,081.00 \$ 718,663.25 \$ 1,256,683.28 \$ 244,829,194.66 \$ 11,171,294.10 \$ - \$ 15,037,592.24

Fund	Project	Project Title	Revised Budget	MTD Actual	YTD Actual	LTD Actual	Encumbrances	Committed	Balance
4273	144111	Maintenance Zone 1001	\$ -	\$ -	\$ -	\$ -	\$ -	\$ -	\$ -
4273	144158	Maintenance Zone 1157	\$ 2,107,199.83	\$ -	\$ -	\$ 2,107,199.83	\$ -	\$ -	\$ -
4273	144176	Maintenance Zone 1076	\$ 1,418,019.41	\$ -	\$ -	\$ 1,418,019.41	\$ -	\$ -	\$ -
4273	144209	21st St: Garnett to 129th E	\$ 50.00	\$ -	\$ -	\$ 50.00	\$ -	\$ -	\$ -
4273	144210	21st St-129th East Ave Inter	\$ -	\$ -	\$ -	\$ -	\$ -	\$ -	\$ -
4273	144211	41St: Garnett - 129 E Ave	\$ 1,499,413.58	\$ -	\$ -	\$ 1,499,413.58	\$ -	\$ -	\$ -
4273	144213	91st Harvard - Yale	\$ 285,000.00	\$ -	\$ -	\$ 176,003.18	\$ 66,995.11	\$ -	\$ 42,001.71
4273	144217	Apache & Harvard Intersect	\$ 785,000.00	\$ -	\$ -	\$ 775,000.00	\$ 8,390.00	\$ -	\$ 1,610.00
4273	144225	Maintenance Zone 2125	\$ 2,310,000.00	\$ -	\$ -	\$ 2,262,500.00	\$ -	\$ -	\$ 47,500.00
4273	144230	Maintenance Zone 2130	\$ -	\$ -	\$ -	\$ -	\$ -	\$ -	\$ -
4273	144309	Citywide - Arterial Rehab	\$ 1,563,399.06	\$ 83,812.73	\$ 90,636.29	\$ 153,779.50	\$ 1,283,845.13	\$ -	\$ 125,774.43
4273	144317	Maintenance Zone 3017	\$ 750,000.00	\$ 1,655.00	\$ 3,924.59	\$ 611,839.74	\$ 102,390.10	\$ -	\$ 35,770.16
4273	144452	Maintenance Zone 4152	\$ 600,000.00	\$ -	\$ 983.83	\$ 403,908.06	\$ 21,806.79	\$ -	\$ 174,285.15
4273	144467	Maintenance Zone 4067	\$ 4,370,000.00	\$ -	\$ -	\$ 2,887,375.11	\$ 1,480,234.89	\$ -	\$ 2,390.00
4273	144533	Maintenance Zone 5033	\$ 4,380,000.00	\$ -	\$ -	\$ 4,380,000.00	\$ -	\$ -	\$ -
4273	144628	Maintenance Zone 6028	\$ 1,000,000.00	\$ 2,956.90	\$ 4,319.37	\$ 984,391.99	\$ 15,608.01	\$ -	\$ -
4273	144635	Maintenance Zone 6035	\$ 3,034,358.21	\$ -	\$ -	\$ 3,034,358.21	\$ -	\$ -	\$ -
4273	144645	Maintenance Zone 6145	\$ 2,375,000.00	\$ -	\$ -	\$ 2,329,034.10	\$ 18,488.01	\$ -	\$ 27,477.89
4273	144700	Maintenance Zone 7100	\$ 1,012,395.47	\$ -	\$ -	\$ 1,012,395.47	\$ -	\$ -	\$ -
4273	144748	Maintenance Zone 7048	\$ 955,111.36	\$ -	\$ -	\$ 955,111.36	\$ -	\$ -	\$ -
4273	144754	Maintenance Zone 7054	\$ 1,000,000.00	\$ 8,999.36	\$ 20,447.06	\$ 747,957.46	\$ 168,095.54	\$ -	\$ 83,947.00
4273	144857	Maintenance Zone 8057	\$ 1,453,081.00	\$ -	\$ -	\$ 1,453,081.00	\$ -	\$ -	\$ -
4273	144863	Maintenance Zone 8063	\$ 800,000.00	\$ 29,389.22	\$ 29,389.22	\$ 767,788.10	\$ 31,404.35	\$ -	\$ 807.55
4273	144944	Maintenance Zone 9044	\$ 2,295,000.00	\$ -	\$ -	\$ 2,295,000.00	\$ -	\$ -	\$ -
4273	144945	Maintenance Zone 9045	\$ 3,460,000.00	\$ -	\$ -	\$ 3,011,446.11	\$ -	\$ -	\$ 448,553.89
4273	144949	Maintenance Zone 9049	\$ 1,200,000.00	\$ 26,712.76	\$ 36,881.44	\$ 781,374.28	\$ 78,181.06	\$ -	\$ 340,444.66
4273	193140000Z	Mingo Creek Trail - 41st to 51	\$ 196,830.00	\$ -	\$ -	\$ 196,830.00	\$ -	\$ -	\$ -
4274	144000	Bond Issuance Costs	\$ 132,000.00	\$ -	\$ -	\$ 130,730.96	\$ -	\$ -	\$ 1,269.04
4274	144015	Citywide Nonarterial Reh&Re	\$ 1,320,000.00	\$ 8,044.98	\$ 21,640.65	\$ 830,593.44	\$ 489,406.56	\$ -	\$ -
4274	144021	Citywide-Nonarterial Rt&Pv M	\$ 1,340,000.00	\$ -	\$ -	\$ 1,340,000.00	\$ -	\$ -	\$ -
4274	144094	ODOT Rehab & Replacement	\$ 3,280,000.00	\$ -	\$ 27,255.40	\$ 396,987.72	\$ 1,782,136.47	\$ -	\$ 1,100,875.81
4274	144106	Maintenance Zone 1006	\$ -	\$ -	\$ -	\$ -	\$ -	\$ -	\$ -
4274	144111	Maintenance Zone 1001	\$ 7,445,000.00	\$ 154,530.00	\$ 377,392.54	\$ 6,460,854.27	\$ 812,358.95	\$ -	\$ 171,786.78
4274	144153	Maintenance Zone 1153	\$ 1,243,000.00	\$ -	\$ -	\$ 1,243,000.00	\$ -	\$ -	\$ -
4274	144199	Maintenance Zone 1099	\$ 2,800,000.00	\$ -	\$ -	\$ 2,382,948.30	\$ 48,103.62	\$ -	\$ 368,948.08
4274	144200	36 St: N MLK - Peoria Ave	\$ 2,920,000.00	\$ -	\$ -	\$ 2,919,920.00	\$ -	\$ -	\$ 80.00
4274	144205	Apache St: Lewis To Harvard	\$ 1,860,000.00	\$ -	\$ -	\$ 1,504,705.50	\$ -	\$ -	\$ 355,294.50
4274	144209	21st St: Garnett to 129th E	\$ 2,435,000.00	\$ - 36	\$ -	\$ 2,018,270.64	\$ -	\$ -	\$ 416,729.36

2014 GO BOND PROGRAM

Fund 427

As of: 10/31/2024

\$ 271,038,081.00 \$ 718,663.25 \$ 1,256,683.28 \$ 244,829,194.66 \$ 11,171,294.10 \$ - \$ 15,037,592.24

Fund	Project	Project Title	Revised Budget	MTD Actual	YTD Actual	LTD Actual	Encumbrances	Committed	Balance
4274	144210	21st St-129th East Ave INTERSC	\$ 1,965,000.00	\$ -	\$ -	\$ 1,828,247.11	\$ -	\$ -	\$ 136,752.89
4274	144217	Apache & Harvard INTERSCTN	\$ 990,000.00	\$ -	\$ -	\$ 880,980.76	\$ -	\$ -	\$ 109,019.24
4274	144230	Maintenance Zone 2130	\$ 3,488,081.00	\$ -	\$ -	\$ 3,291,788.46	\$ -	\$ -	\$ 196,292.54
4274	144309	Citywide - Arterial Rehab	\$ 1,800,000.00	\$ 16,054.55	\$ 76,488.92	\$ 830,061.33	\$ 969,938.67	\$ -	\$ -
4274	144310	Maintenance Zone 3010	\$ 145,714.88	\$ -	\$ 4,354.58	\$ 99,737.86	\$ 45,977.02	\$ -	\$ -
4274	144311	Maintenance Zone 3011	\$ 8,485,000.00	\$ -	\$ -	\$ 6,962,932.59	\$ 34,325.00	\$ -	\$ 1,487,742.41
4274	144320	Maintenance Zone 3020	\$ 4,020,000.00	\$ -	\$ -	\$ 68,755.05	\$ -	\$ -	\$ 3,951,244.95
4274	144431	Maintenance Zone 4031	\$ 10,480,000.00	\$ -	\$ 481.22	\$ 10,164,904.22	\$ 243.58	\$ -	\$ 314,852.20
4274	144547	Maintenance Zone 5047	\$ 2,905,000.00	\$ 2,867.80	\$ 2,867.80	\$ 2,482,091.85	\$ 422,908.15	\$ -	\$ -
4274	144628	Maintenance Zone 6028	\$ 6,984,285.12	\$ 295,474.27	\$ 299,085.77	\$ 2,602,789.52	\$ 368,840.23	\$ -	\$ 4,012,655.37
4274	144740	Maintenance Zone 7040	\$ 2,925,000.00	\$ -	\$ -	\$ 2,875,000.00	\$ 48,693.75	\$ -	\$ 1,306.25
4274	144857	Maintenance Zone 8057	\$ 841,919.00	\$ -	\$ -	\$ 415,001.81	\$ 56,391.11	\$ -	\$ 370,526.08
4274	144944	Maintenance Zone 9044	\$ 1,305,000.00	\$ -	\$ -	\$ 1,270,831.97	\$ 28,899.07	\$ -	\$ 5,268.96
4274	144951	Maintenance Zone 9051	\$ 1,390,000.00	\$ -	\$ -	\$ 1,221,664.95	\$ 95,209.45	\$ -	\$ 73,125.60
4275	144000	Bond Issuance Costs	\$ 48,000.00	\$ -	\$ -	\$ 47,694.94	\$ -	\$ -	\$ 305.06
4275	144153	Maintenance Zone 1153	\$ 2,367,000.00	\$ -	\$ -	\$ 2,366,707.94	\$ 292.06	\$ -	\$ -
4275	144168	Maintenance Zone 1068	\$ 3,200,000.00	\$ 502,918.76	\$ 735,879.53	\$ 1,052,634.40	\$ 154,975.57	\$ -	\$ 1,992,390.03
4275	144202	Apache: Peoria - Lewis Ave	\$ 2,365,000.00	\$ -	\$ -	\$ 133,762.85	\$ 1,809,196.54	\$ -	\$ 422,040.61
4275	144215	Peoria: 41st - 51st	\$ 2,885,000.00	\$ 53,664.38	\$ 66,994.52	\$ 2,681,719.56	\$ 152,857.91	\$ -	\$ 50,422.53
4275	144421	Maintenance Zone 4021	\$ 3,280,000.00	\$ 148,614.47	\$ 148,614.47	\$ 2,802,920.75	\$ 1,143.68	\$ -	\$ 475,935.57
4275	144547	Maintenance Zone 5047	\$ 6,465,000.00	\$ 844,888.09	\$ 1,669,442.25	\$ 1,824,070.21	\$ 2,482,907.59	\$ -	\$ 2,158,022.20
4275	144863	Maintenance Zone 8063	\$ 5,820,000.00	\$ 258,667.32	\$ 258,667.32	\$ 2,330,495.47	\$ 3,489,504.53	\$ -	\$ -
4275	144950	Maintenance Zone 9050	\$ 2,625,000.00	\$ -	\$ -	\$ 2,625,000.00	\$ -	\$ -	\$ -
4276	144310	Maintenance Zone 3010	\$ 7,060,000.00	\$ 590.85	\$ 590.85	\$ 1,153.95	\$ 4,768,849.18	\$ -	\$ 2,289,996.87
4277	144000	Bond Issuance Cost	\$ 20,000.00	\$ -	\$ 40.30	\$ 19,455.85	\$ -	\$ -	\$ 544.15
4277	144207	11th St - Lewis Ave to Harvard	\$ 1,970,000.00	\$ -	\$ 3,520.78	\$ 16,160.70	\$ 1,953,839.30	\$ -	\$ -
4277	144213	91st Harvard - Yale	\$ 50,000.00	\$ -	\$ -	\$ -	\$ -	\$ -	\$ 50,000.00
4277	144413	Maintenance Zone 4013	\$ 5,990,000.00	\$ -	\$ -	\$ -	\$ 5,805,177.00	\$ -	\$ 184,823.00

2020 GO BOND FUNDS

FUND 4281-428x COMBINED

(2020 GENERAL OBLIGATION BOND FUNDS)

**CITY OF TULSA, OKLAHOMA
SALES TAX OVERVIEW COMMITTEE REPORT
FUND 4281-4283 - 2020 GO BOND FUNDS**

**STATEMENT OF REVENUES, EXPENDITURES AND ENCUMBRANCES
FOR THE FOUR MONTHS ENDED OCTOBER 31, 2024**

	FY ESTIMATED REVENUES/ LIFE-TO-DATE APPROPRIATIONS	CURRENT MONTH	ACTUAL YEAR TO DATE	LIFE TO DATE	OUTSTANDING REVENUES/ BALANCE OF APPROPRIATIONS
<u>Revenue</u>					
Bond Sale Receipts	\$	\$	\$	\$ 149,015,000.00	\$
Donations					
Miscellaneous Revenue					
Total Revenue				<u>149,015,000.00</u>	
<u>Expenditures</u>					
Project Expenditures	89,465,000.00	1,336,480.03	28,576,734.89	53,075,883.88	36,389,116.12
Total Expenditures	<u>89,465,000.00</u>	<u>1,336,480.03</u>	<u>28,576,734.89</u>	<u>53,075,883.88</u>	<u>36,389,116.12</u>
Excess (Deficiency) of Revenue Over Expenditures			(28,576,734.89)	95,939,116.12	
Completed Projects Encumbrances			<u>17,835,163.50</u>	<u>17,835,163.50</u>	
Excess (Deficiency) of Revenue Over Expenditures and Encumbrances			(46,411,898.39)	19,073,952.62	
June 30, 2022 Ending Fund Balance			39,441,334.32		
Prior year expenditures					
June 30, 2022 Encumbrances			<u>26,044,516.69</u>		
Adjusted Beginning Fund Balance			65,485,851.01		
Ending Fund Balance			<u>\$ 19,073,952.62</u>	<u>\$ 19,073,952.62</u>	

2020 GO BOND PROGRAM

Fund 428

As of: 10/31/2024

\$ 89,465,000.00 \$ 1,336,480.03 \$ 3,730,538.08 \$ 46,881,131.18 \$ 17,835,163.50 \$ - \$ 24,748,705.32

Fund	Project	Project Title	Revised Budget	MTD Actual	YTD Actual	LTD Actual	Encumbrances	Committed	Balance
4281	2019X0000Z	Bond Issuance Cost	\$ 27,542.00	\$ -	\$ -	\$ 27,542.00	\$ -	\$ -	\$ -
4281	2035X0001Z	Transit-MTTA - Route 66 BRT	\$ 950,000.00	\$ -	\$ -	\$ 933,280.16	\$ -	\$ -	\$ 16,719.84
4281	2036A0007Z	Apache St: Harvard Ave - Yale	\$ -	\$ -	\$ -	\$ -	\$ -	\$ -	\$ -
4281	2036A0013Z	Gilcrease Rd: Apache St - Pine	\$ -	\$ -	\$ -	\$ -	\$ -	\$ -	\$ -
4281	2036A0025Z	41st St S: Union Ave - Elwood	\$ -	\$ -	\$ -	\$ -	\$ -	\$ -	\$ -
4281	2036A0035Z	41st St S & Elwood Ave INTERSC	\$ -	\$ -	\$ -	\$ -	\$ -	\$ -	\$ -
4281	2036A0042Z	Pine St: Lewis Ave - Harvard A	\$ -	\$ -	\$ -	\$ -	\$ -	\$ -	\$ -
4281	2036A0043Z	Pine St: State Hwy 11 - Mingo	\$ -	\$ -	\$ -	\$ -	\$ -	\$ -	\$ -
4281	2036A0047Z	Admiral Pl: Memorial Dr - Ming	\$ -	\$ -	\$ -	\$ -	\$ -	\$ -	\$ -
4281	2036A0050Z	Yale Ave: Apache St - Pine St	\$ -	\$ -	\$ -	\$ -	\$ -	\$ -	\$ -
4281	2036A0055Z	129th E Ave: Apache St - Pine	\$ -	\$ -	\$ -	\$ -	\$ -	\$ -	\$ -
4281	2036A0058Z	Pine St & Mingo Rd INTERSCTN	\$ -	\$ -	\$ -	\$ -	\$ -	\$ -	\$ -
4281	2036A0064Z	11th St S: Utica Ave - Lewis A	\$ 500,000.00	\$ -	\$ -	\$ 285,231.45	\$ 214,768.55	\$ -	\$ -
4281	2036A0072Z	11th St S & Lewis Ave INTERSCT	\$ 270,000.00	\$ -	\$ -	\$ 270,000.00	\$ -	\$ -	\$ -
4281	2036A0092Z	31st St S: Garnett Rd - 129th	\$ -	\$ -	\$ -	\$ -	\$ -	\$ -	\$ -
4281	2036A0119Z	Sheridan Rd: 71st St S - 81st	\$ -	\$ -	\$ -	\$ -	\$ -	\$ -	\$ -
4281	2036A1000Z	CW Arterial Routine & Preventi	\$ 6,060,085.66	\$ -	\$ 469.65	\$ 6,036,590.91	\$ -	\$ -	\$ 23,494.75
4281	2036A1001Z	R&P: Pavement Reinspection	\$ 500,000.00	\$ -	\$ 1,931.56	\$ 499,904.77	\$ -	\$ -	\$ 95.23
4281	2036D0002Z	CBD: MLK & Detroit north of BN	\$ 170,000.00	\$ -	\$ -	\$ 170,000.00	\$ -	\$ -	\$ -
4281	2036D0004Z	CBD: Detroit Ave south of BNSF	\$ 140,000.00	\$ -	\$ -	\$ 140,000.00	\$ -	\$ -	\$ -
4281	2036D0005Z	CBD: Reconciliation Way	\$ 75,000.00	\$ -	\$ -	\$ 75,000.00	\$ -	\$ -	\$ -
4281	2036D0007Z	CBD: Alleyways	\$ 365,000.00	\$ -	\$ -	\$ 365,000.00	\$ -	\$ -	\$ -
4281	2036N0001Z	CW NonArterial Routine & Preve	\$ 1,500,000.00	\$ -	\$ -	\$ 1,500,000.00	\$ -	\$ -	\$ -
4281	2036N1007Z	Maintenance Zone 1007	\$ 95,762.10	\$ -	\$ -	\$ 84,055.86	\$ 11,706.24	\$ -	\$ -
4281	2036N1070Z	Maintenance Zone 1070	\$ 250,000.00	\$ -	\$ -	\$ 249,988.56	\$ 11.44	\$ -	\$ -
4281	2036N1076Z	Maintenance Zone 1076	\$ 248,256.21	\$ -	\$ -	\$ 224,661.26	\$ 23,594.95	\$ -	\$ -
4281	2036N1078Z	Maintenance Zone 1078	\$ 252,931.57	\$ -	\$ -	\$ 226,834.03	\$ 26,097.54	\$ -	\$ -
4281	2036N2056Z	Maintenance Zone 2056	\$ -	\$ -	\$ -	\$ -	\$ -	\$ -	\$ -
4281	2036N2065Z	Maintenance Zone 2065	\$ 362,167.00	\$ 556.00	\$ 556.00	\$ 351,062.87	\$ 9,302.63	\$ -	\$ 1,801.50
4281	2036N2066Z	Maintenance Zone 2066	\$ 150,000.00	\$ -	\$ 28,923.00	\$ 140,784.47	\$ 9,215.53	\$ -	\$ -
4281	2036N3081Z	Maintenance Zone 3081	\$ 100,000.00	\$ -	\$ -	\$ 89,467.74	\$ 10,532.26	\$ -	\$ -
4281	2036N4014Z	Maintenance Zone 4014	\$ 135,234.00	\$ -	\$ 271.04	\$ 135,234.00	\$ -	\$ -	\$ -
4281	2036N4021Z	Maintenance Zone 4021	\$ 255,909.06	\$ -	\$ -	\$ 233,810.99	\$ 22,098.07	\$ -	\$ -
4281	2036N4022Z	Maintenance Zone 4022	\$ 301,197.02	\$ -	\$ -	\$ 292,279.37	\$ 8,917.65	\$ -	\$ -
4281	2036N4030Z	Maintenance Zone 4030	\$ 150,000.00	\$ -	\$ -	\$ 148,500.00	\$ -	\$ -	\$ 1,500.00
4281	2036N5040Z	Maintenance Zone 5040	\$ 100,000.00	\$ 516.00	\$ 516.00	\$ 90,516.00	\$ 7,642.50	\$ -	\$ 1,841.50
4281	2036N6035Z	Maintenance Zone 6035	\$ -	\$ -	\$ -	\$ -	\$ -	\$ -	\$ -
4281	2036N7048Z	Maintenance Zone 7048	\$ 281,937.83	\$ -	\$ -	\$ 236,639.88	\$ 45,297.95	\$ -	\$ -
4281	2036N7060Z	Maintenance Zone 7060	\$ 100,000.00	\$ -40	\$ -	\$ 84,169.43	\$ 15,830.57	\$ -	\$ -

2020 GO BOND PROGRAM

Fund 428

As of: 10/31/2024

\$ 89,465,000.00 \$ 1,336,480.03 \$ 3,730,538.08 \$ 46,881,131.18 \$ 17,835,163.50 \$ - \$ 24,748,705.32

Fund	Project	Project Title	Revised Budget	MTD Actual	YTD Actual	LTD Actual	Encumbrances	Committed	Balance
4281	2036N8057Z	Maintenance Zone 8057	\$ 200,000.00	\$ -	\$ 3,745.67	\$ 188,500.00	\$ 10,000.00	\$ -	\$ 1,500.00
4281	2036N8102Z	Maintenance Zone 8102	\$ 171,234.00	\$ -	\$ 765.83	\$ 168,140.55	\$ 3,093.45	\$ -	\$ -
4281	2036N9037Z	Maintenance Zone 9037	\$ 250,000.00	\$ 156.00	\$ 17,566.35	\$ 240,156.00	\$ -	\$ -	\$ 9,844.00
4281	2036N9038Z	Maintenance Zone 9038	\$ 82,635.84	\$ -	\$ -	\$ 79,284.53	\$ 3,351.31	\$ -	\$ -
4281	2036N9044Z	Maintenance Zone 9044	\$ 25,000.00	\$ -	\$ -	\$ 23,899.07	\$ 472.93	\$ -	\$ 628.00
4281	2036N9050Z	Maintenance Zone 9050	\$ 150,000.00	\$ -	\$ -	\$ 148,597.00	\$ 1,403.00	\$ -	\$ -
4281	2036N9051Z	Maintenance Zone 9051	\$ 95,107.71	\$ -	\$ -	\$ 84,053.27	\$ 11,054.44	\$ -	\$ -
4281	2036S0001Z	ADA: Sidewalk Corridors	\$ -	\$ -	\$ -	\$ -	\$ -	\$ -	\$ -
4281	2036S0002Z	BPI: Go Plan Implement - ENG	\$ 165,000.00	\$ 675.98	\$ 1,171.70	\$ 148,435.70	\$ 16,564.30	\$ -	\$ -
4281	2036S0003Z	BPI: Go Plan Implement - Traff	\$ 10,000.00	\$ -	\$ -	\$ -	\$ -	\$ -	\$ 10,000.00
4281	2036S0004Z	BPI: Arterial Sidewalk	\$ 500,000.00	\$ -	\$ -	\$ 500,000.00	\$ -	\$ -	\$ -
4281	2036S0005Z	BPI: Non Arterial Sidewalk	\$ 150,000.00	\$ -	\$ -	\$ 150,000.00	\$ -	\$ -	\$ -
4281	2036W0004Z	91 St S: Memorial - Mingo Rd W	\$ -	\$ -	\$ -	\$ -	\$ -	\$ -	\$ -
4281	2036X0001Z	ADA: Transition Plan Update	\$ 250,000.00	\$ -	\$ -	\$ 250,000.00	\$ -	\$ -	\$ -
4281	2036X0002Z	ADA: Transit Stops	\$ -	\$ -	\$ -	\$ -	\$ -	\$ -	\$ -
4281	2036X0003Z	ADA: Signalized Intersections	\$ -	\$ -	\$ -	\$ -	\$ -	\$ -	\$ -
4281	2036X0005Z	TE: Signal Coord and Communica	\$ 100,000.00	\$ -	\$ -	\$ 21,187.80	\$ 78,812.20	\$ -	\$ -
4281	2036X0006Z	TE: Signal Instal, Repair and	\$ 300,000.00	\$ -	\$ 19,061.10	\$ 286,114.63	\$ -	\$ -	\$ 13,885.37
4281	2036X0007Z	TE: Traffic Calming	\$ 50,000.00	\$ -	\$ -	\$ 50,000.00	\$ -	\$ -	\$ -
4281	2036X0008Z	TE: Lighting Repair and Replac	\$ 100,000.00	\$ -	\$ -	\$ 51,370.80	\$ 48,629.20	\$ -	\$ -
4281	2036X0009Z	TE: Pavement Markings and Sign	\$ 375,000.00	\$ -	\$ -	\$ 374,984.09	\$ -	\$ -	\$ 15.91
4281	2036X0010Z	TE: Guardrail Repair and Repl	\$ 50,000.00	\$ -	\$ -	\$ -	\$ 50,000.00	\$ -	\$ -
4281	2036X0011Z	Arena District Master Pln Impl	\$ -	\$ -	\$ -	\$ -	\$ -	\$ -	\$ -
4281	2037B0167Z	Bridge #167	\$ 30,000.00	\$ -	\$ -	\$ 30,000.00	\$ -	\$ -	\$ -
4281	2037B0173Z	Bridge #173	\$ 50,000.00	\$ -	\$ -	\$ 32,950.00	\$ -	\$ -	\$ 17,050.00
4281	2037B0201C	Bridge #201C	\$ 20,000.00	\$ -	\$ -	\$ 8,000.00	\$ -	\$ -	\$ 12,000.00
4281	2037B0204Z	Bridge #204	\$ 145,000.00	\$ -	\$ -	\$ 131,909.34	\$ 13,090.66	\$ -	\$ -
4281	2037B0232A	Bridge #232A	\$ 100,000.00	\$ -	\$ -	\$ 23,169.04	\$ -	\$ -	\$ 76,830.96
4281	2037B0241Z	Bridge #241	\$ 150,000.00	\$ -	\$ -	\$ 53,948.26	\$ -	\$ -	\$ 96,051.74
4281	2037B0245Z	Bridge #245	\$ 100,000.00	\$ 24,279.32	\$ 24,279.32	\$ 96,496.93	\$ 3,503.07	\$ -	\$ -
4281	2037B0258Z	Bridge #258	\$ 35,000.00	\$ -	\$ -	\$ 35,000.00	\$ -	\$ -	\$ -
4281	2037B0261A	Bridge #261A	\$ 35,000.00	\$ -	\$ -	\$ 35,000.00	\$ -	\$ -	\$ -
4281	2037B0261B	Bridge #261B	\$ 35,000.00	\$ -	\$ -	\$ 35,000.00	\$ -	\$ -	\$ -
4281	2037B0263Z	Bridge #263	\$ 65,000.00	\$ -	\$ -	\$ 30,000.00	\$ 10,000.00	\$ -	\$ 25,000.00
4281	2037B0269Z	Bridge #269	\$ 50,000.00	\$ -	\$ -	\$ 25,000.00	\$ -	\$ -	\$ 25,000.00
4281	2037B0286Z	Bridge #286	\$ 30,000.00	\$ -	\$ -	\$ 8,000.00	\$ -	\$ -	\$ 22,000.00
4281	2037B0301A	Bridge #301A	\$ 40,000.00	\$ -	\$ -	\$ 20,000.00	\$ 20,000.00	\$ -	\$ -
4281	2037B0301Z	Bridge #301	\$ 30,000.00	\$ 3,034.68	\$ 3,034.68	\$ 18,105.12	\$ 11,894.88	\$ -	\$ -
4281	2037B0343Z	Bridge #343	\$ 10,000.00	\$ -41	\$ -	\$ 4,000.00	\$ 6,000.00	\$ -	\$ -

2020 GO BOND PROGRAM

Fund 428

As of: 10/31/2024

\$ 89,465,000.00 \$ 1,336,480.03 \$ 3,730,538.08 \$ 46,881,131.18 \$ 17,835,163.50 \$ - \$ 24,748,705.32

Fund	Project	Project Title	Revised Budget	MTD Actual	YTD Actual	LTD Actual	Encumbrances	Committed	Balance
4281	2037B0359Z	Bridge #359	\$ 15,000.00	\$ -	\$ -	\$ 15,000.00	\$ -	\$ -	\$ -
4281	2037B0423Z	Bridge #423	\$ 20,000.00	\$ -	\$ -	\$ 8,000.00	\$ -	\$ -	\$ 12,000.00
4281	2037B1000Z	CW Bridge Rehab and Inspection	\$ 150,000.00	\$ -	\$ -	\$ 150,000.00	\$ -	\$ -	\$ -
4281	2039X0009Z	TE: Traffic Studies	\$ 25,000.00	\$ -	\$ -	\$ 25,000.00	\$ -	\$ -	\$ -
4282	2019X0000Z	Bond Issuance Cost	\$ 180,000.00	\$ -	\$ -	\$ 179,111.12	\$ -	\$ -	\$ 888.88
4282	2035X0001Z	Transit-MTTA - Route 66 BRT	\$ 4,380,000.00	\$ 11,415.84	\$ 36,327.47	\$ 1,099,956.62	\$ 135,877.53	\$ -	\$ 3,144,165.85
4282	2036A0002Z	46th St N: Peoria Ave - Lewis	\$ 150,000.00	\$ -	\$ -	\$ 150,000.00	\$ -	\$ -	\$ -
4282	2036A0005Z	36 St N: Osage County Ln - MLK	\$ 75,000.00	\$ -	\$ -	\$ 51,810.00	\$ -	\$ -	\$ 23,190.00
4282	2036A0007Z	Apache St: Harvard Ave - Yale	\$ 100,000.00	\$ -	\$ -	\$ 11,393.07	\$ 38,106.93	\$ -	\$ 50,500.00
4282	2036A0008Z	Pine St: Gilcrease Rd - Union	\$ 470,000.00	\$ -	\$ -	\$ 470,000.00	\$ -	\$ -	\$ -
4282	2036A0009Z	Pine St: Peoria Ave - Lewis Av	\$ 340,000.00	\$ -	\$ -	\$ 340,000.00	\$ -	\$ -	\$ -
4282	2036A0010Z	Edison St: 33rd W Ave - Union	\$ 1,050,000.00	\$ -	\$ -	\$ 802,257.34	\$ 247,742.66	\$ -	\$ -
4282	2036A0011Z	33rd W Ave: Apache St - Pine S	\$ 1,350,000.00	\$ -	\$ 2,566.50	\$ 3,489.97	\$ 27,000.00	\$ -	\$ 1,319,510.03
4282	2036A0012Z	33rd W Ave: Pine St - Edison S	\$ 700,000.00	\$ -	\$ -	\$ -	\$ 700,000.00	\$ -	\$ -
4282	2036A0013Z	Gilcrease Rd: Apache St - Pine	\$ 800,000.00	\$ -	\$ -	\$ -	\$ 698,897.16	\$ -	\$ 101,102.84
4282	2036A0015Z	MLK Jr Blvd: 36th St N - Apach	\$ 100,000.00	\$ -	\$ 5,582.42	\$ 11,945.78	\$ 88,054.22	\$ -	\$ -
4282	2036A0016Z	MLK Jr Blvd: Apache St - Pine	\$ 75,000.00	\$ -	\$ -	\$ 50,000.00	\$ -	\$ -	\$ 25,000.00
4282	2036A0017Z	Peoria Ave: 56th St N - 46th S	\$ 850,000.00	\$ -	\$ 42,285.80	\$ 302,369.25	\$ 547,630.75	\$ -	\$ -
4282	2036A0018Z	Peoria Ave: 46th St N - 36th S	\$ 900,000.00	\$ -	\$ -	\$ 68,444.72	\$ 831,555.28	\$ -	\$ -
4282	2036A0020Z	Lewis Ave: Pine St - Admiral P	\$ 320,000.00	\$ -	\$ -	\$ 320,000.00	\$ -	\$ -	\$ -
4282	2036A0021Z	Harvard Ave: Mohawk Blvd - 36	\$ 75,000.00	\$ -	\$ -	\$ 14,032.93	\$ 24,732.28	\$ -	\$ 36,234.79
4282	2036A0022Z	36 St N & Harvard Ave INTERSCT	\$ 20,000.00	\$ -	\$ -	\$ 10,326.72	\$ 673.28	\$ -	\$ 9,000.00
4282	2036A0023Z	Apache St & MLK Blvd INTERSCTN	\$ 50,000.00	\$ -	\$ -	\$ 15,515.00	\$ -	\$ -	\$ 34,485.00
4282	2036A0024Z	Pine St & Gilcrease Rd INTERSC	\$ 100,000.00	\$ -	\$ -	\$ 2,622.00	\$ -	\$ -	\$ 97,378.00
4282	2036A0025Z	41st St S: Union Ave - Elwood	\$ 250,000.00	\$ 8,989.52	\$ 8,989.52	\$ 107,358.60	\$ 62,590.40	\$ -	\$ 80,051.00
4282	2036A0027Z	61st St S: Lewis Ave - Harvard	\$ 1,020,000.00	\$ -	\$ -	\$ 778,050.74	\$ 8.12	\$ -	\$ 241,941.14
4282	2036A0031Z	Delaware Ave: 81st St S - 91st	\$ 150,000.00	\$ 1,376.00	\$ 1,376.00	\$ 149,780.04	\$ -	\$ -	\$ 219.96
4282	2036A0035Z	41st St S & Elwood Ave INTERSC	\$ 50,000.00	\$ -	\$ -	\$ 50,000.00	\$ -	\$ -	\$ -
4282	2036A0039Z	36th St N: Garnett Rd - 129th	\$ 200,000.00	\$ -	\$ -	\$ 34,447.26	\$ 942.61	\$ -	\$ 164,610.13
4282	2036A0042Z	Pine St: Lewis Ave - Harvard A	\$ 200,000.00	\$ -	\$ -	\$ -	\$ 200,000.00	\$ -	\$ -
4282	2036A0043Z	Pine St: State Hwy 11 - Mingo	\$ 175,000.00	\$ 6,061.72	\$ 8,185.53	\$ 105,361.72	\$ 69,638.28	\$ -	\$ -
4282	2036A0045Z	Pine St: Garnett Rd - 129th E	\$ 150,000.00	\$ -	\$ -	\$ -	\$ 35,367.50	\$ -	\$ 114,632.50
4282	2036A0046Z	Admiral: Sheridan Rd - Memoria	\$ 1,200,000.00	\$ -	\$ -	\$ 10,000.00	\$ 251,470.04	\$ -	\$ 938,529.96
4282	2036A0047Z	Admiral Pl: Memorial Dr - Ming	\$ 240,000.00	\$ -	\$ -	\$ 8,000.00	\$ 127,730.82	\$ -	\$ 104,269.18
4282	2036A0048Z	Admiral: Garnett Rd - 129th E	\$ 140,000.00	\$ -	\$ -	\$ 8,000.00	\$ -	\$ -	\$ 132,000.00
4282	2036A0050Z	Yale Ave: Apache St - Pine St	\$ 150,000.00	\$ -	\$ 1,749.31	\$ 38,089.91	\$ 111,910.09	\$ -	\$ -
4282	2036A0055Z	129th E Ave: Apache St - Pine	\$ 150,000.00	\$ -	\$ 2,837.43	\$ 128,520.91	\$ 5,023.09	\$ -	\$ 16,456.00
4282	2036A0056Z	36 St N & 129th E Ave INTERSCT	\$ 75,000.00	\$ -	\$ -	\$ 63,881.24	\$ 11,118.76	\$ -	\$ -
4282	2036A0058Z	Pine St & Mingo Rd INTERSCTN	\$ 650,000.00	\$ -42	\$ 632,884.00	\$ 650,000.00	\$ -	\$ -	\$ -

2020 GO BOND PROGRAM

Fund 428

As of: 10/31/2024

\$ 89,465,000.00 \$ 1,336,480.03 \$ 3,730,538.08 \$ 46,881,131.18 \$ 17,835,163.50 \$ - \$ 24,748,705.32

Fund	Project	Project Title	Revised Budget	MTD Actual	YTD Actual	LTD Actual	Encumbrances	Committed	Balance
4282	2036A0059Z	Pine St & Garnett Rd INTERSCTN	\$ 75,000.00	\$ -	\$ -	\$ 15,976.53	\$ 59,023.47	\$ -	\$ -
4282	2036A0060Z	Admiral & Sheridan Rd INTERSCT	\$ 200,000.00	\$ -	\$ -	\$ -	\$ 19,957.94	\$ -	\$ 180,042.06
4282	2036A0067Z	15th St S: Harvard Ave - Yale	\$ 200,000.00	\$ 2,023.83	\$ 2,023.83	\$ 85,403.27	\$ 28,960.73	\$ -	\$ 85,636.00
4282	2036A0074Z	15th St S & Harvard INTERSCTN	\$ 100,000.00	\$ 37.62	\$ 1,480.52	\$ 62,200.52	\$ -	\$ -	\$ 37,799.48
4282	2036A0076Z	31st St S & Peoria Ave INTERSC	\$ 52,097.00	\$ -	\$ -	\$ 52,097.00	\$ -	\$ -	\$ -
4282	2036A0086Z	Admiral: 225 E Av - 22200 E Ad	\$ 850,000.00	\$ -	\$ -	\$ -	\$ -	\$ -	\$ 850,000.00
4282	2036A0089Z	11 St S: 177th E Ave - 193rd E	\$ 140,000.00	\$ -	\$ -	\$ 64,304.97	\$ -	\$ -	\$ 75,695.03
4282	2036A0092Z	31st St S: Garnett Rd - 129th	\$ 200,000.00	\$ -	\$ -	\$ -	\$ -	\$ -	\$ 200,000.00
4282	2036A0097Z	161st E Ave: 11th St S - 21st	\$ 200,000.00	\$ -	\$ 3,551.11	\$ 45,396.81	\$ 45,356.17	\$ -	\$ 109,247.02
4282	2036A0099Z	11 St S & 161st E Ave INTERSCT	\$ 50,000.00	\$ -	\$ -	\$ 16,594.82	\$ -	\$ -	\$ 33,405.18
4282	2036A0101Z	11 St S & 193rd E Ave INTERSCT	\$ 70,000.00	\$ -	\$ -	\$ 14,001.89	\$ -	\$ -	\$ 55,998.11
4282	2036A0110Z	Mingo Rd: 61st St S - 71st St	\$ 200,000.00	\$ 3,783.24	\$ 100,204.23	\$ 142,608.12	\$ 57,391.88	\$ -	\$ -
4282	2036A0119Z	Sheridan Rd: 71st St S - 81st	\$ 740,000.00	\$ -	\$ 585,078.74	\$ 740,000.00	\$ -	\$ -	\$ -
4282	2036A0124Z	Peoria Ave: 31st St S - 41st S	\$ 125,000.00	\$ -	\$ -	\$ 35,553.00	\$ 33,215.00	\$ -	\$ 56,232.00
4282	2036A0125Z	Lewis Ave: 41st St S - I-44	\$ 330,000.00	\$ -	\$ -	\$ 143,187.10	\$ -	\$ -	\$ 186,812.90
4282	2036A1000Z	CW Arterial Routine & Preventi	\$ 5,607,490.23	\$ 15,221.00	\$ 135,910.25	\$ 2,825,757.96	\$ 723,592.90	\$ -	\$ 2,058,139.37
4282	2036D0001Z	CBD: 4th St	\$ 325,000.00	\$ 6,391.94	\$ 63,750.31	\$ 240,962.52	\$ 69,190.48	\$ -	\$ 14,847.00
4282	2036D0002Z	CBD: MLK & Detroit north of BN	\$ 1,230,000.00	\$ -	\$ -	\$ 1,175,182.99	\$ -	\$ -	\$ 54,817.01
4282	2036D0004Z	CBD: Detroit Ave south of BNSF	\$ -	\$ -	\$ -	\$ -	\$ -	\$ -	\$ -
4282	2036D0005Z	CBD: Reconciliation Way	\$ 690,000.00	\$ -	\$ 22,109.00	\$ 30,211.75	\$ -	\$ -	\$ 659,788.25
4282	2036D0006Z	CBD: Lansing Ave	\$ 210,000.00	\$ -	\$ -	\$ -	\$ -	\$ -	\$ 210,000.00
4282	2036D0007Z	CBD: Alleyways	\$ 130,000.00	\$ -	\$ -	\$ 130,000.00	\$ -	\$ -	\$ -
4282	2036D0008Z	1st 2nd & 4th St Two-Way Conv	\$ 950,000.00	\$ -	\$ -	\$ -	\$ -	\$ -	\$ 950,000.00
4282	2036N0001Z	CW NonArterial Routine & Preve	\$ 8,899,914.34	\$ 24,181.99	\$ 49,369.87	\$ 5,212,408.03	\$ 1,772,758.62	\$ -	\$ 1,914,747.69
4282	2036N1007Z	Maintenance Zone 1007	\$ 24,237.67	\$ -	\$ -	\$ 5,000.00	\$ -	\$ -	\$ 19,237.67
4282	2036N1076Z	Maintenance Zone 1076	\$ 1,743.79	\$ -	\$ -	\$ 1,743.79	\$ -	\$ -	\$ -
4282	2036N1078Z	Maintenance Zone 1078	\$ 47,068.43	\$ -	\$ -	\$ -	\$ -	\$ -	\$ 47,068.43
4282	2036N1097Z	Maintenance Zone 1097	\$ 15,000.00	\$ -	\$ -	\$ 15,000.00	\$ -	\$ -	\$ -
4282	2036N1153Z	Maintenance Zone 1153	\$ 300,000.00	\$ -	\$ -	\$ 285,873.15	\$ -	\$ -	\$ 14,126.85
4282	2036N1155Z	Maintenance Zone 1155	\$ 75,000.00	\$ -	\$ 472.49	\$ 52,720.49	\$ 22,279.51	\$ -	\$ -
4282	2036N1157Z	Maintenance Zone 1157	\$ 110,000.00	\$ -	\$ -	\$ 10,000.00	\$ 100,000.00	\$ -	\$ -
4282	2036N2056Z	Maintenance Zone 2056	\$ 200,000.00	\$ -	\$ -	\$ 79,978.25	\$ 14,792.87	\$ -	\$ 105,228.88
4282	2036N2066Z	Maintenance Zone 2066	\$ 252,833.00	\$ 217,148.22	\$ 252,833.00	\$ 252,833.00	\$ -	\$ -	\$ -
4282	2036N3010Z	Maintenance Zone 3010	\$ 200,000.00	\$ -	\$ -	\$ 200,000.00	\$ -	\$ -	\$ -
4282	2036N3075Z	Maintenance Zone 3075	\$ 280,000.00	\$ -	\$ -	\$ 62,248.00	\$ 217,752.00	\$ -	\$ -
4282	2036N3081Z	Maintenance Zone 3081	\$ 740,000.00	\$ -	\$ -	\$ 358,287.44	\$ 172,303.68	\$ -	\$ 209,408.88
4282	2036N4014Z	Maintenance Zone 4014	\$ 64,766.00	\$ 6,748.77	\$ 16,149.45	\$ 16,149.45	\$ 9,963.55	\$ -	\$ 38,653.00
4282	2036N4021Z	Maintenance Zone 4021	\$ 74,090.94	\$ -	\$ 26,485.00	\$ 26,485.00	\$ -	\$ -	\$ 47,605.94
4282	2036N4022Z	Maintenance Zone 4022	\$ -	\$ -43	\$ -	\$ -	\$ -	\$ -	\$ -

2020 GO BOND PROGRAM

Fund 428

As of: 10/31/2024

\$ 89,465,000.00 \$ 1,336,480.03 \$ 3,730,538.08 \$ 46,881,131.18 \$ 17,835,163.50 \$ - \$ 24,748,705.32

Fund	Project	Project Title	Revised Budget	MTD Actual	YTD Actual	LTD Actual	Encumbrances	Committed	Balance
4282	2036N4023Z	Maintenance Zone 4023	\$ 75,000.00	\$ -	\$ -	\$ 47,664.54	\$ 27,335.46	\$ -	\$ -
4282	2036N4030Z	Maintenance Zone 4030	\$ 880,000.00	\$ -	\$ -	\$ 717,237.92	\$ -	\$ -	\$ 162,762.08
4282	2036N4067Z	Maintenance Zone 4067	\$ 120,000.00	\$ 18,574.46	\$ 18,574.46	\$ 85,939.01	\$ 20,405.99	\$ -	\$ 13,655.00
4282	2036N4069Z	Maintenance Zone 4069	\$ 400,000.00	\$ -	\$ -	\$ 182,493.35	\$ -	\$ -	\$ 217,506.65
4282	2036N5016Z	Maintenance Zone 5016	\$ 800,000.00	\$ -	\$ -	\$ 261,737.21	\$ -	\$ -	\$ 538,262.79
4282	2036N5027Z	Maintenance Zone 5027	\$ 100,000.00	\$ -	\$ -	\$ 54,668.67	\$ -	\$ -	\$ 45,331.33
4282	2036N5039Z	Maintenance Zone 5039	\$ 1,530,000.00	\$ 966.68	\$ 2,294.97	\$ 97,867.68	\$ 1,057,066.15	\$ -	\$ 375,066.17
4282	2036N6035Z	Maintenance Zone 6035	\$ 120,000.00	\$ 21,925.92	\$ 21,925.92	\$ 92,913.89	\$ 27,086.11	\$ -	\$ -
4282	2036N6142Z	Maintenance Zone 6142	\$ 248,370.00	\$ -	\$ -	\$ 242,835.87	\$ -	\$ -	\$ 5,534.13
4282	2036N7048Z	Maintenance Zone 7048	\$ 18,495.15	\$ -	\$ -	\$ -	\$ 18,495.15	\$ -	\$ -
4282	2036N7060Z	Maintenance Zone 7060	\$ 890,000.00	\$ -	\$ -	\$ 840,204.58	\$ -	\$ -	\$ 49,795.42
4282	2036N8102Z	Maintenance Zone 8102	\$ 2,378,766.00	\$ 737,891.54	\$ 737,891.54	\$ 1,405,967.54	\$ 134,401.78	\$ -	\$ 838,396.68
4282	2036N8113Z	Maintenance Zone 8113	\$ 240,000.00	\$ -	\$ 173,261.96	\$ 240,000.00	\$ -	\$ -	\$ -
4282	2036N9036Z	Maintenance Zone 9036	\$ 420,000.00	\$ 2,594.33	\$ 7,197.65	\$ 206,388.42	\$ 9,592.78	\$ -	\$ 204,018.80
4282	2036N9038Z	Maintenance Zone 9038	\$ 807,364.16	\$ -	\$ -	\$ 284,357.16	\$ 89,056.28	\$ -	\$ 433,950.72
4282	2036N9044Z	Maintenance Zone 9044	\$ 325,000.00	\$ -	\$ -	\$ 137,680.03	\$ 45,993.91	\$ -	\$ 141,326.06
4282	2036N9045Z	Maintenance Zone 9045	\$ 80,000.00	\$ -	\$ -	\$ 80,000.00	\$ -	\$ -	\$ -
4282	2036N9049Z	Maintenance Zone 9049	\$ 400,000.00	\$ 539.55	\$ 539.55	\$ 230,643.55	\$ 10,460.45	\$ -	\$ 158,896.00
4282	2036N9051Z	Maintenance Zone 9051	\$ 14,892.29	\$ -	\$ -	\$ -	\$ 14,892.29	\$ -	\$ -
4282	2036N9052Z	Maintenance Zone 9052	\$ 180,000.00	\$ -	\$ 10,827.48	\$ 180,000.00	\$ -	\$ -	\$ -
4282	2036S0001Z	ADA: Sidewalk Corridors	\$ 1,390,000.00	\$ -	\$ -	\$ -	\$ -	\$ -	\$ 1,390,000.00
4282	2036S0002Z	BPI: Go Plan Implement - ENG	\$ 1,300,413.00	\$ -	\$ -	\$ 847,502.83	\$ 452,910.17	\$ -	\$ -
4282	2036S0003Z	BPI: Go Plan Implement - Traff	\$ 15,000.00	\$ -	\$ -	\$ -	\$ -	\$ -	\$ 15,000.00
4282	2036S0004Z	BPI: Arterial Sidewalk	\$ 250,000.00	\$ -	\$ -	\$ 250,000.00	\$ -	\$ -	\$ -
4282	2036S0005Z	BPI: Non Arterial Sidewalk	\$ 75,000.00	\$ -	\$ -	\$ 75,000.00	\$ -	\$ -	\$ -
4282	2036W0001Z	Gilcrease Rd: Pine St - Admira	\$ 3,000,000.00	\$ 95,168.83	\$ 134,773.47	\$ 1,231,786.98	\$ 988,278.06	\$ -	\$ 779,934.96
4282	2036W0004Z	91 St S: Memorial - Mingo Rd W	\$ 2,200,000.00	\$ -	\$ -	\$ 6,994.50	\$ 2,193,005.50	\$ -	\$ -
4282	2036W0005Z	101st St S & Sheridan INTERSCT	\$ 1,200,000.00	\$ 16,467.50	\$ 35,674.49	\$ 212,188.25	\$ 390,998.14	\$ -	\$ 596,813.61
4282	2036W0006Z	81 St S: Harvard Ave - Yale Av	\$ 1,500,000.00	\$ 15,430.49	\$ 15,430.49	\$ 372,994.62	\$ 1,063,960.38	\$ -	\$ 63,045.00
4282	2036X0002Z	ADA: Transit Stops	\$ 120,000.00	\$ -	\$ -	\$ -	\$ -	\$ -	\$ 120,000.00
4282	2036X0003Z	ADA: Signalized Intersections	\$ 500,000.00	\$ -	\$ -	\$ -	\$ -	\$ -	\$ 500,000.00
4282	2036X0004Z	CW Infrastructure Partnership	\$ 3,370,000.00	\$ 83,000.00	\$ 83,000.00	\$ 1,687,521.98	\$ 1,433,044.77	\$ -	\$ 249,433.25
4282	2036X0005Z	TE: Signal Coord and Communica	\$ 210,000.00	\$ -	\$ -	\$ -	\$ 210,000.00	\$ -	\$ -
4282	2036X0006Z	TE: Signal Instal, Repair and	\$ 630,000.00	\$ -	\$ -	\$ 90,425.24	\$ 200,000.00	\$ -	\$ 339,574.76
4282	2036X0007Z	TE: Traffic Calming	\$ 315,000.00	\$ 2,162.50	\$ 2,162.50	\$ 315,000.00	\$ -	\$ -	\$ -
4282	2036X0009Z	TE: Pavement Markings and Sign	\$ 785,000.00	\$ 9,160.56	\$ 382,489.92	\$ 524,313.79	\$ 260,686.21	\$ -	\$ -
4282	2036X0010Z	TE: Guardrail Repair and Repl	\$ 105,000.00	\$ -	\$ -	\$ -	\$ 105,000.00	\$ -	\$ -
4282	2036X0011Z	Arena District Master Pln Impl	\$ 582,458.00	\$ -	\$ -	\$ 155,736.00	\$ -	\$ -	\$ 426,722.00
4282	2037B0167Z	Bridge #167	\$ 100,000.00	\$ -44	\$ -	\$ 100,000.00	\$ -	\$ -	\$ -

2020 GO BOND PROGRAM

Fund 428

As of: 10/31/2024

\$ 89,465,000.00 \$ 1,336,480.03 \$ 3,730,538.08 \$ 46,881,131.18 \$ 17,835,163.50 \$ - \$ 24,748,705.32

Fund	Project	Project Title	Revised Budget	MTD Actual	YTD Actual	LTD Actual	Encumbrances	Committed	Balance
4282	2037B0201C	Bridge #201C	\$ 80,000.00	\$ -	\$ -	\$ -	\$ -	\$ -	\$ 80,000.00
4282	2037B0204Z	Bridge #204	\$ 1,055,000.00	\$ -	\$ -	\$ 5,580.60	\$ 800,000.00	\$ -	\$ 249,419.40
4282	2037B0232A	Bridge #232A	\$ 600,000.00	\$ -	\$ -	\$ -	\$ 27,000.00	\$ -	\$ 573,000.00
4282	2037B0241Z	Bridge #241	\$ 950,000.00	\$ -	\$ -	\$ 10,000.00	\$ -	\$ -	\$ 940,000.00
4282	2037B0245Z	Bridge #245	\$ 760,000.00	\$ -	\$ -	\$ 734,700.30	\$ -	\$ -	\$ 25,299.70
4282	2037B0258Z	Bridge #258	\$ 240,000.00	\$ -	\$ -	\$ 240,000.00	\$ -	\$ -	\$ -
4282	2037B0261A	Bridge #261A	\$ 140,000.00	\$ -	\$ -	\$ 140,000.00	\$ -	\$ -	\$ -
4282	2037B0261B	Bridge #261B	\$ 140,000.00	\$ -	\$ -	\$ 79,357.11	\$ -	\$ -	\$ 60,642.89
4282	2037B0263Z	Bridge #263	\$ 400,000.00	\$ -	\$ -	\$ 5,000.00	\$ 15,000.00	\$ -	\$ 380,000.00
4282	2037B0269Z	Bridge #269	\$ 350,000.00	\$ -	\$ -	\$ -	\$ -	\$ -	\$ 350,000.00
4282	2037B0286Z	Bridge #286	\$ 120,000.00	\$ -	\$ -	\$ -	\$ -	\$ -	\$ 120,000.00
4282	2037B0301A	Bridge #301A	\$ 160,000.00	\$ -	\$ -	\$ 5,000.00	\$ 5,000.00	\$ -	\$ 150,000.00
4282	2037B0301Z	Bridge #301	\$ 135,000.00	\$ -	\$ -	\$ 5,000.00	\$ -	\$ -	\$ 130,000.00
4282	2037B0343Z	Bridge #343	\$ 40,000.00	\$ -	\$ -	\$ -	\$ 40,000.00	\$ -	\$ -
4282	2037B0359Z	Bridge #359	\$ 35,000.00	\$ -	\$ -	\$ 35,000.00	\$ -	\$ -	\$ -
4282	2037B0423Z	Bridge #423	\$ 80,000.00	\$ -	\$ -	\$ -	\$ -	\$ -	\$ 80,000.00
4282	2037B1000Z	CW Bridge Rehab and Inspection	\$ 50,000.00	\$ -	\$ -	\$ 17,232.17	\$ 32,767.83	\$ -	\$ -
4282	2039X0009Z	TE: Traffic Studies	\$ 40,000.00	\$ -	\$ -	\$ 40,000.00	\$ -	\$ -	\$ -
4283	2019X0000Z	Bond Issuance Cost	\$ 225,000.00	\$ -	\$ -	\$ 140,451.99	\$ -	\$ -	\$ 84,548.01
4283	2036A0002Z	46th St N: Peoria Ave - Lewis	\$ 1,050,000.00	\$ 225.00	\$ 61,557.05	\$ 62,169.10	\$ 359,392.67	\$ -	\$ 628,438.23
4283	2036A0007Z	Apache St: Harvard Ave - Yale	\$ -	\$ -	\$ -	\$ -	\$ -	\$ -	\$ -
4283	2036A0015Z	MLK Jr Blvd: 36th St N - Apach	\$ 490,000.00	\$ -	\$ -	\$ -	\$ -	\$ -	\$ 490,000.00
4283	2036A0019Z	Peoria Ave: Pine St - Admiral	\$ 450,000.00	\$ -	\$ -	\$ -	\$ -	\$ -	\$ 450,000.00
4283	2036A0021Z	Harvard Ave: Mohawk Blvd - 36	\$ -	\$ -	\$ -	\$ -	\$ -	\$ -	\$ -
4283	2036A0031Z	Delaware Ave: 81st St S - 91st	\$ 1,250,000.00	\$ 352,452.64	\$ 487,201.28	\$ 918,219.99	\$ 239,955.45	\$ -	\$ 91,824.56
4283	2036A0033Z	Harvard Ave-71st St to 81st St	\$ 150,000.00	\$ -	\$ -	\$ -	\$ 135,484.00	\$ -	\$ 14,516.00
4283	2036A0042Z	Pine St: Lewis Ave - Harvard A	\$ 410,000.00	\$ -	\$ -	\$ -	\$ -	\$ -	\$ 410,000.00
4283	2036A0043Z	Pine St: State Hwy 11 - Mingo	\$ 375,000.00	\$ -	\$ 337,116.00	\$ 337,116.00	\$ -	\$ -	\$ 37,884.00
4283	2036A0054Z	129th E Ave-36th St N to Apach	\$ 200,000.00	\$ -	\$ -	\$ -	\$ -	\$ -	\$ 200,000.00
4283	2036A0065Z	11th St S: Harvard Ave - Yale	\$ 700,000.00	\$ 700,000.00	\$ 700,000.00	\$ 700,000.00	\$ -	\$ -	\$ -
4283	2036A0075Z	21st St S & Harvard Intersect	\$ 150,000.00	\$ 26,463.18	\$ 75,768.69	\$ 108,977.28	\$ 21,522.72	\$ -	\$ 19,500.00
4283	2036A0083Z	Sheridan Rd-41st St to 51st St	\$ 750,000.00	\$ 5,556.79	\$ 5,556.79	\$ 5,556.79	\$ 357,793.21	\$ -	\$ 386,650.00
4283	2036A0088Z	11th St S-161st to 177th	\$ 100,000.00	\$ -	\$ -	\$ 54,451.79	\$ -	\$ -	\$ 45,548.21
4283	2036A0100Z	11th St S & 177th E Intersect	\$ 75,000.00	\$ -	\$ -	\$ 14,001.89	\$ -	\$ -	\$ 60,998.11
4283	2036A0109Z	Memorial Dr-51st St S 61st St	\$ 437,996.00	\$ 9,084.20	\$ 40,355.83	\$ 339,764.20	\$ 98,456.80	\$ -	\$ (225.00)
4283	2036A0110Z	Mingo Rd: 61st St S - 71st St	\$ 460,000.00	\$ -	\$ 460,000.00	\$ 460,000.00	\$ -	\$ -	\$ -
4283	2036A0118Z	Yale Ave-111th St to 121st St	\$ 150,000.00	\$ -	\$ -	\$ -	\$ 68,478.40	\$ -	\$ 81,521.60
4283	2036A0121Z	111th St S & Yale Ave Intersec	\$ 50,000.00	\$ -	\$ -	\$ -	\$ 15,031.85	\$ -	\$ 34,968.15
4283	2036A1000Z	CW Arterial Routine & Preventi	\$ 2,900,000.00	\$ -45	\$ 570,717.50	\$ 2,276,340.57	\$ 500,000.00	\$ -	\$ 123,659.43

2020 GO BOND PROGRAM

Fund 428

As of: 10/31/2024

\$ 89,465,000.00 \$ 1,336,480.03 \$ 3,730,538.08 \$ 46,881,131.18 \$ 17,835,163.50 \$ - \$ 24,748,705.32

Fund	Project	Project Title	Revised Budget	MTD Actual	YTD Actual	LTD Actual	Encumbrances	Committed	Balance
4283	2036D0003Z	CBD: Cincinnati Ave	\$ 250,000.00	\$ -	\$ -	\$ -	\$ 250,000.00	\$ -	\$ -
4283	2036D0006Z	CBD: Lansing Ave	\$ 395,970.00	\$ -	\$ -	\$ 80,000.00	\$ -	\$ -	\$ 315,970.00
4283	2036D0007Z	CBD: Alleyways	\$ 200,000.00	\$ -	\$ -	\$ 105,019.29	\$ 59,542.90	\$ -	\$ 35,437.81
4283	2036D0008Z	1st 2nd & 4th St Two-Way Conv	\$ 250,000.00	\$ -	\$ -	\$ -	\$ -	\$ -	\$ 250,000.00
4283	2036N0001Z	CW NonArterial Routine & Preve	\$ 8,000,000.00	\$ 475,953.24	\$ 535,744.24	\$ 6,498,775.68	\$ 1,447,064.38	\$ -	\$ 54,159.94
4283	2036N1068Z	Maintenance Zone 1068	\$ 300,000.00	\$ -	\$ -	\$ -	\$ -	\$ -	\$ 300,000.00
4283	2036N1071Z	Maintenance Zone 1071	\$ 180,000.00	\$ -	\$ -	\$ -	\$ 98,481.94	\$ -	\$ 81,518.06
4283	2036N1072Z	Maintenance Zone 1072	\$ 300,000.00	\$ -	\$ 18,546.98	\$ 135,153.03	\$ 31,458.97	\$ -	\$ 133,388.00
4283	2036N1097Z	Maintenance Zone 1097	\$ 382,833.00	\$ -	\$ -	\$ -	\$ -	\$ -	\$ 382,833.00
4283	2036N1155Z	Maintenance Zone 1155	\$ 435,000.00	\$ -	\$ -	\$ -	\$ 282,957.95	\$ -	\$ 152,042.05
4283	2036N2065Z	Maintenance Zone 2065	\$ 3,440,000.00	\$ 11,917.61	\$ 165,634.32	\$ 1,976,233.26	\$ 230,748.78	\$ -	\$ 1,233,017.96
4283	2036N2066Z	Maintenance Zone 2066	\$ 1,035,000.00	\$ 384,939.96	\$ 385,013.76	\$ 385,013.76	\$ 104,101.04	\$ -	\$ 545,885.20
4283	2036N3004Z	Maintenance Zone 3004	\$ 150,000.00	\$ -	\$ 3,025.00	\$ 68,122.50	\$ 3,452.50	\$ -	\$ 78,425.00
4283	2036N3005Z	Maintenance Zone 3005	\$ 350,000.00	\$ 23,387.50	\$ 51,297.00	\$ 51,297.00	\$ 132,251.26	\$ -	\$ 166,451.74
4283	2036N3011Z	Maintenance Zone 3011	\$ 325,000.00	\$ -	\$ -	\$ -	\$ 221,677.00	\$ -	\$ 103,323.00
4283	2036N3017Z	Maintenance Zone 3017	\$ 300,000.00	\$ 62,531.00	\$ 94,848.86	\$ 121,711.39	\$ 43,088.61	\$ -	\$ 135,200.00
4283	2036N4015Z	Maintenance Zone 4015	\$ 100,000.00	\$ -	\$ -	\$ -	\$ -	\$ -	\$ 100,000.00
4283	2036N4022Z	Maintenance Zone 4022	\$ -	\$ -	\$ -	\$ -	\$ -	\$ -	\$ -
4283	2036N4023Z	Maintenance Zone 4023	\$ 415,000.00	\$ -	\$ -	\$ -	\$ 407,337.54	\$ -	\$ 7,662.46
4283	2036N4031Z	Maintenance Zone 4031	\$ 77,004.00	\$ -	\$ -	\$ -	\$ -	\$ -	\$ 77,004.00
4283	2036N4067Z	Maintenance Zone 4067	\$ -	\$ -	\$ -	\$ -	\$ -	\$ -	\$ -
4283	2036N5033Z	Maintenance Zone 5033	\$ 280,000.00	\$ -	\$ -	\$ -	\$ -	\$ -	\$ 280,000.00
4283	2036N5040Z	Maintenance Zone 5040	\$ 680,000.00	\$ 34,100.38	\$ 46,272.47	\$ 607,461.96	\$ 4,395.82	\$ -	\$ 68,142.22
4283	2036N6035Z	Maintenance Zone 6035	\$ 1,020,000.00	\$ 1,512.00	\$ 69,252.70	\$ 122,954.52	\$ 659,967.55	\$ -	\$ 237,077.93
4283	2036N6142Z	Maintenance Zone 6142	\$ 800,000.00	\$ 347.10	\$ 347.10	\$ 426,522.15	\$ 8,652.90	\$ -	\$ 364,824.95
4283	2036N6149Z	Maintenance Zone 6149	\$ 200,000.00	\$ -	\$ -	\$ -	\$ -	\$ -	\$ 200,000.00
4283	2036N6150Z	Maintenance Zone 6150	\$ 450,000.00	\$ 5,223.34	\$ 8,083.87	\$ 176,275.01	\$ 40,421.99	\$ -	\$ 233,303.00
4283	2036N7048Z	Maintenance Zone 7048	\$ 3,451,197.00	\$ 241.67	\$ 241.67	\$ 241.72	\$ 1,807,224.82	\$ -	\$ 1,643,730.46
4283	2036N7109Z	Maintenance Zone 7109	\$ 175,000.00	\$ -	\$ -	\$ 66,337.68	\$ 28,614.11	\$ -	\$ 80,048.21
4283	2036N8057Z	Maintenance Zone 8057	\$ 1,700,000.00	\$ 1,052.34	\$ 2,209.34	\$ 1,331,218.11	\$ -	\$ -	\$ 368,781.89
4283	2036N8116Z	Maintenance Zone 8116	\$ 100,000.00	\$ -	\$ -	\$ -	\$ -	\$ -	\$ 100,000.00
4283	2036N9037Z	Maintenance Zone 9037	\$ 1,780,000.00	\$ 37,089.32	\$ 158,511.21	\$ 159,593.61	\$ 1,211,283.06	\$ -	\$ 409,123.33
4283	2036N9045Z	Maintenance Zone 9045	\$ 500,000.00	\$ 61,890.73	\$ 357,281.65	\$ 359,372.26	\$ 129,301.59	\$ -	\$ 11,326.15
4283	2036N9050Z	Maintenance Zone 9050	\$ 1,200,000.00	\$ -	\$ -	\$ 191,971.97	\$ 996,356.94	\$ -	\$ 11,671.09
4283	2036N9051Z	Maintenance Zone 9051	\$ 960,000.00	\$ -	\$ 67.60	\$ 651.00	\$ 731,718.21	\$ -	\$ 227,630.79
4283	2036S0001Z	ADA: Sidewalk Corridors	\$ 1,270,000.00	\$ -	\$ -	\$ -	\$ -	\$ -	\$ 1,270,000.00
4283	2036S0002Z	BPI: Go Plan Implement - ENG	\$ 1,034,587.00	\$ -	\$ -	\$ 28,058.00	\$ 266,889.83	\$ -	\$ 739,639.17
4283	2036S0003Z	BPI: Go Plan Implement - Traff	\$ 15,000.00	\$ -	\$ -	\$ -	\$ -	\$ -	\$ 15,000.00
4283	2036S0004Z	BPI: Arterial Sidewalk	\$ 250,000.00	\$ -46	\$ -	\$ 250,000.00	\$ -	\$ -	\$ -

2020 GO BOND PROGRAM

Fund 428

As of: 10/31/2024

\$ 89,465,000.00 \$ 1,336,480.03 \$ 3,730,538.08 \$ 46,881,131.18 \$ 17,835,163.50 \$ - \$ 24,748,705.32

Fund	Project	Project Title	Revised Budget	MTD Actual	YTD Actual	LTD Actual	Encumbrances	Committed	Balance
4283	2036S0005Z	BPI: Non Arterial Sidewalk	\$ 75,000.00	\$ -	\$ -	\$ 47,591.43	\$ -	\$ -	\$ 27,408.57
4283	2036W0001Z	Gilcrease Rd: Pine St - Admira	\$ 9,000,000.00	\$ -	\$ -	\$ -	\$ -	\$ -	\$ 9,000,000.00
4283	2036W0002Z	81st St S-Tacoma to Maybelle	\$ 900,000.00	\$ 572.50	\$ 2,250.00	\$ 32,841.33	\$ 18,308.67	\$ -	\$ 848,850.00
4283	2036W0003Z	81st St S & Elwood Intersect	\$ 755,000.00	\$ -	\$ -	\$ -	\$ 478,500.00	\$ -	\$ 276,500.00
4283	2036X0002Z	ADA: Transit Stops	\$ 70,000.00	\$ -	\$ -	\$ -	\$ -	\$ -	\$ 70,000.00
4283	2036X0003Z	ADA: Signalized Intersections	\$ 460,000.00	\$ -	\$ -	\$ -	\$ -	\$ -	\$ 460,000.00
4283	2036X0004Z	CW Infrastructure Partnership	\$ 700,413.00	\$ -	\$ 5,997.35	\$ 467,960.35	\$ 232,452.65	\$ -	\$ -
4283	2036X0005Z	TE: Signal Coord and Communica	\$ 210,000.00	\$ -	\$ -	\$ -	\$ 210,000.00	\$ -	\$ -
4283	2036X0006Z	TE: Signal Instal, Repair and	\$ 630,000.00	\$ -	\$ -	\$ -	\$ -	\$ -	\$ 630,000.00
4283	2036X0007Z	TE: Traffic Calming	\$ 105,000.00	\$ 21,037.90	\$ 52,293.41	\$ 60,453.34	\$ 28,131.03	\$ -	\$ 16,415.63
4283	2036X0008Z	TE: Lighting Repair and Replac	\$ 210,000.00	\$ -	\$ 10,150.00	\$ 40,129.02	\$ 97,809.30	\$ 10,729.40	\$ 61,332.28
4283	2036X0009Z	TE: Pavement Markings and Sign	\$ 790,000.00	\$ -	\$ 470,345.10	\$ 752,344.89	\$ 18,640.00	\$ -	\$ 19,015.11
4283	2036X0010Z	TE: Guardrail Repair and Repl	\$ 105,000.00	\$ -	\$ -	\$ -	\$ 105,000.00	\$ -	\$ -
4283	2037B0173Z	Bridge #173	\$ 350,000.00	\$ -	\$ -	\$ -	\$ -	\$ -	\$ 350,000.00
4283	2037B1000Z	CW Bridge Rehab and Inspection	\$ 100,000.00	\$ -	\$ -	\$ 2,847.00	\$ 97,153.00	\$ -	\$ -
4283	2039X0009Z	TE: Traffic Studies	\$ 35,000.00	\$ -	\$ -	\$ 6,839.40	\$ -	\$ -	\$ 28,160.60
4284	2019X0000Z	Bond Issuance Cost - IoT2	\$ 85,000.00	\$ -	\$ 161.20	\$ 83,823.44	\$ -	\$ -	\$ 1,176.56
4284	2036A0042Z	Pine St: Lewis Ave - Harvard A	\$ -	\$ -	\$ -	\$ -	\$ -	\$ -	\$ -
4284	2036A0043Z	Pine St: State Hwy 11 - Mingo	\$ -	\$ -	\$ -	\$ -	\$ -	\$ -	\$ -
4284	2036A0065Z	11th St S: Harvard Ave - Yale	\$ -	\$ -	\$ -	\$ -	\$ -	\$ -	\$ -
4284	2036A0110Z	Mingo Rd: 61st St S - 71St St	\$ -	\$ -	\$ -	\$ -	\$ -	\$ -	\$ -
4284	2036A1000Z	Citywide Arterial Routine and	\$ 2,999,914.00	\$ 53,502.51	\$ 1,216,740.15	\$ 1,216,740.15	\$ 123,747.35	\$ -	\$ 1,659,426.50
4284	2036N0001Z	Citywide Non-Arterial Routine	\$ 6,560,000.00	\$ 449,732.27	\$ 1,598,872.48	\$ 2,674,501.69	\$ 1,734,227.95	\$ -	\$ 2,151,270.36
4284	2036S0001Z	Citywide ADA Transition Plan	\$ 632,859.00	\$ -	\$ -	\$ -	\$ -	\$ -	\$ 632,859.00
4284	2036S0003Z	BPI: Go Plan Implement - Traff	\$ 15,000.00	\$ -	\$ -	\$ -	\$ -	\$ -	\$ 15,000.00
4284	2036S0004Z	Bicycle/Pedestrian Infrastruct	\$ 250,000.00	\$ -	\$ -	\$ 129,267.82	\$ 50,000.00	\$ -	\$ 70,732.18
4284	2036S0005Z	Bicycle/Pedestrian Infrastruct	\$ 75,000.00	\$ -	\$ -	\$ -	\$ 50,000.00	\$ -	\$ 25,000.00
4284	2036X0003Z	Citywide ADA Transition Plan	\$ 460,000.00	\$ -	\$ -	\$ -	\$ -	\$ -	\$ 460,000.00
4284	2036X0004Z	Citywide Infrastructure Partne	\$ 1,832,227.00	\$ -	\$ -	\$ 656,104.27	\$ 240,279.04	\$ -	\$ 935,843.69
4284	2036X0005Z	Traffic Engineering - Signal C	\$ 200,000.00	\$ -	\$ 111,716.80	\$ 111,716.80	\$ 7,452.07	\$ -	\$ 80,831.13
4284	2036X0006Z	Traffic Engineering - Signal	\$ 600,000.00	\$ -	\$ -	\$ -	\$ -	\$ -	\$ 600,000.00
4284	2036X0007Z	Traffic Engineering - Traffic	\$ 30,000.00	\$ -	\$ -	\$ -	\$ -	\$ -	\$ 30,000.00
4284	2036X0008Z	Traffic Engineering - Lighting	\$ 270,000.00	\$ -	\$ -	\$ -	\$ -	\$ -	\$ 270,000.00
4284	2036X0009Z	Traffic Engineering - Pavement	\$ 750,000.00	\$ -	\$ -	\$ -	\$ -	\$ -	\$ 750,000.00
4284	2036X0010Z	Traffic Engineering - Guardrai	\$ 240,000.00	\$ 21,404.40	\$ 21,404.40	\$ 22,061.38	\$ 103,888.58	\$ -	\$ 114,050.04
4284	2039X0009Z	Traffic Engineering - Traffic	\$ 40,000.00	\$ -	\$ -	\$ -	\$ -	\$ -	\$ 40,000.00

2024 GO BOND FUNDS

FUNDS 4291-4296 COMBINED

(2024 GENERAL OBLIGATION BOND FUNDS)

**CITY OF TULSA, OKLAHOMA
SALES TAX OVERVIEW COMMITTEE REPORT
FUND 4291-4296 - 2024 GO BOND FUNDS**

**STATEMENT OF REVENUES, EXPENDITURES AND ENCUMBRANCES
FOR THE FOUR MONTHS ENDED OCTOBER 31, 2024**

	FY ESTIMATED REVENUES/ LIFE-TO-DATE APPROPRIATIONS	CURRENT MONTH	ACTUAL YEAR TO DATE	LIFE TO DATE	OUTSTANDING REVENUES/ BALANCE OF APPROPRIATIONS
Revenue					
Bond Sale Receipts	\$ 87,610,000.00		\$ 87,610,000.00	\$ 87,610,000.00	
Donations					
Miscellaneous Revenue					
Total Revenue	<u>87,610,000.00</u>		<u>87,610,000.00</u>	<u>87,610,000.00</u>	
Expenditures					
Project Expenditures	141,350,000.00	2,295,917.51	10,990,844.73	10,990,844.73	130,359,155.27
Total Expenditures	<u>141,350,000.00</u>	<u>2,295,917.51</u>	<u>10,990,844.73</u>	<u>10,990,844.73</u>	<u>130,359,155.27</u>
Excess (Deficiency) of Revenue Over Expenditures			76,619,155.27	76,619,155.27	
Completed Projects Encumbrances			<u>29,749,940.14</u>	<u>29,749,940.14</u>	
Excess (Deficiency) of Revenue Over Expenditures and Encumbrances			46,869,215.13	46,869,215.13	
June 30, 2022 Ending Fund Balance					
Prior year expenditures					
June 30, 2022 Encumbrances					
Adjusted Beginning Fund Balance					
Ending Fund Balance			<u>\$ 46,869,215.13</u>	<u>\$ 46,869,215.13</u>	

2024 GO BOND PROGRAM

Fund 429

As of: 10/31/2024

\$ 141,350,000.00 \$ 2,295,917.51 \$ 8,027,709.49 \$ 14,006,590.74 \$ 29,749,940.14 \$ - \$ 97,593,469.12

Fund	Project	Project Title	Revised Budget	MTD Actual	YTD Actual	LTD Actual	Encumbrances	Committed	Balance
4291	2419X0011Z	Bond Issuance Cost	\$ 160,000.00	\$ -	\$ 201.50	\$ 157,795.47	\$ -	\$ -	\$ 2,204.53
4291	2436A0002Z	CW Arterial Streets R&R	\$ 3,300,000.00	\$ -	\$ -	\$ -	\$ -	\$ -	\$ 3,300,000.00
4291	2436N0002Z	CW: Non-Art Street Rehab & Rep	\$ -	\$ -	\$ -	\$ -	\$ -	\$ -	\$ -
4291	2436S0004Z	CW Sidewalks	\$ 100,000.00	\$ -	\$ -	\$ -	\$ -	\$ -	\$ 100,000.00
4291	2436W0003Z	41st St: Garnett - 129EA Widen	\$ 1,000,000.00	\$ 101,141.89	\$ 101,591.89	\$ 101,591.89	\$ 144,308.11	\$ -	\$ 754,100.00
4291	2436X0001Z	Inflation Increases - Streets	\$ 10,400,000.00	\$ -	\$ -	\$ -	\$ -	\$ -	\$ 10,400,000.00
4291	2443X0005Z	Chamberlain - Pool Improvement	\$ 1,000,000.00	\$ 718,449.48	\$ 883,913.48	\$ 883,913.48	\$ 116,086.52	\$ -	\$ -
4291	2443X0006Z	Swan Lake Renovations	\$ 500,000.00	\$ 3,570.00	\$ 3,570.00	\$ 5,557.86	\$ 305,302.33	\$ -	\$ 189,139.81
4291	2443X0007Z	Zink Lake Infrastructure needs	\$ 5,000,000.00	\$ 197,856.00	\$ 787,136.35	\$ 2,230,389.22	\$ 1,950,676.97	\$ -	\$ 818,933.81
4291	2444B0008Z	Gilcrease Museum Improvs Match	\$ 10,000,000.00	\$ 814,900.14	\$ 5,623,953.45	\$ 10,000,000.00	\$ -	\$ -	\$ -
4291	2444B0009Z	Tulsa Zoo Roof Replacements	\$ 1,200,000.00	\$ -	\$ -	\$ -	\$ -	\$ -	\$ 1,200,000.00
4291	2444B0010Z	Tulsa Zoo Rainforest Rehab	\$ 8,000,000.00	\$ -	\$ -	\$ -	\$ -	\$ -	\$ 8,000,000.00
4292	2419X0011Z	Bond Issuance Cost	\$ 150,000.00	\$ -	\$ -	\$ -	\$ -	\$ -	\$ 150,000.00
4292	2423X0012Z	Safety Training Center Drive T	\$ 4,370,000.00	\$ -	\$ -	\$ -	\$ -	\$ -	\$ 4,370,000.00
4292	2436A0002Z	CW Arterial Streets R&R	\$ 2,333,000.00	\$ -	\$ -	\$ -	\$ -	\$ -	\$ 2,333,000.00
4292	2436B0005Z	CW: Bridge Rehab & Replacement	\$ 1,925,000.00	\$ -	\$ -	\$ -	\$ 980,592.15	\$ -	\$ 944,407.85
4292	2436N0002Z	CW: Non-Art Street Rehab & Rep	\$ 6,267,000.00	\$ -	\$ -	\$ -	\$ -	\$ -	\$ 6,267,000.00
4292	2436N0007Z	CW: Alleys	\$ 200,000.00	\$ -	\$ -	\$ -	\$ -	\$ -	\$ 200,000.00
4292	2436S0004Z	CW Sidewalks	\$ 480,000.00	\$ -	\$ -	\$ -	\$ -	\$ -	\$ 480,000.00
4292	2436W0003Z	41st St: Garnett - 129EA Widen	\$ 2,500,000.00	\$ -	\$ -	\$ -	\$ -	\$ -	\$ 2,500,000.00
4292	2436X0001Z	Inflation Increases - Streets	\$ 5,700,000.00	\$ 460,000.00	\$ 627,342.82	\$ 627,342.82	\$ 447,832.18	\$ -	\$ 4,624,825.00
4292	2436X0002Z	CW Street Matching Funds	\$ 3,600,000.00	\$ -	\$ -	\$ -	\$ -	\$ -	\$ 3,600,000.00
4292	2436X0003Z	Engineering Testing Inspection	\$ 500,000.00	\$ -	\$ -	\$ -	\$ -	\$ -	\$ 500,000.00
4292	2436X0006Z	CW: Traffic Engineering	\$ 2,650,000.00	\$ -	\$ -	\$ -	\$ 75,000.00	\$ -	\$ 2,575,000.00
4292	2443S0012Z	CW: Parks parking lot rehab	\$ 800,000.00	\$ -	\$ -	\$ -	\$ -	\$ -	\$ 800,000.00

COMBINED STATEMENT OF OTHER FUND ACTIVITY

FUNDS 400, 401, 403, 404, 425

SALES TAX OVERVIEW COMMITTEE REPORT
(FUNDS 401, 403, 404, 425, 426)
Combined Statement of Fund Activity
October 31, 2024

Fund	LIFE-TO-DATE APPROPRIATIONS	EXPEDITURES			ENCUMBERED/ COMMITTED	BALANCE
		CURRENT MONTH	FISCAL YEAR-TO-DATE	LIFE-TO-DATE		
FUND 401 - 2001 SALES TAX FUND	\$ 84,907,871.03	\$ -	\$ -	\$ 84,891,370.46	\$ (0.00)	\$ 16,500.57
2036D0008Z 1st 2nd & 4th St Two-Way Conv	\$ 2,141.00	-	-	\$ -	-	\$ 2,141.00
914411 Tulsa Trails	3,857,231.30	-	-	3,842,871.73	-	14,359.57
FUND 403 - 2006 EXT SALES TAX ADVACE FUND	\$ 27,705,922.61	\$ -	\$ -	\$ 27,705,676.78	\$ -	\$ 245.83
017150 Woodward & Forestry Impr.	470,000.00	-	-	469,754.17	-	245.83
FUND 404 - 2008 SPECIAL TEMP SALES TAX	\$ 149,658,132.00	\$ 13,011.30	\$ 19,072.75	\$ 145,325,819.98	\$ 120,709.07	\$ 4,198,591.65
104009 Citywide-Arterial Rehab&Cons	4,200,000.00	-	-	4,200,000.00	-	-
104010 Citywide-Arterial Sidewalk R	1,600,000.00	-	-	1,600,000.00	-	-
104015 Citywide Nonarterial Reh&Re	100,000.00	-	-	100,000.00	-	-
104016 Citywide Nonarterial Sidewlk	700,000.00	-	-	702,500.00	-	-
104017 Art Rehab Citywide	81,942,000.00	-	-	81,859,132.39	82,867.61	-
104020 Citywide Nonarterial Sidewlk	15,894,000.00	-	-	15,894,000.00	-	-
104021 Citywide Non-arterial RTPV	34,082,000.00	-	-	34,048,044.35	-	33,955.65
104022 Citywide General Engineering	1,383,000.00	13,011.30	19,072.75	134,158.54	37,841.46	-
104023 Bridge Repair and Rehab	90,000.00	-	-	90,000.00	-	-
144104 Riverside Dr & Rltd Infrstr	5,500,000.00	-	-	5,499,996.00	-	4.00
2036D0008Z 1st 2nd & 4th St Two-Way Conv	4,164,632.00	-	-	-	-	4,164,632.00
FUND 425 - 2005 BOND ISSUE (4250-4255)	\$ 75,966,288.83	\$ -	\$ -	\$ 74,903,454.94	\$ 1,049,824.74	\$ 13,009.15
055103 UDE Renovation	\$ 47,852.41	\$ -	\$ -	\$ 39,018.26	-	\$ 8,834.15
055105 UDSW Renovation	\$ 60,629.78	\$ -	\$ -	\$ 56,454.78	\$ -	\$ 4,175.00
2337B0162Z Bridge #162: Boston Ave	\$ 564,101.53	\$ -	\$ -	\$ -	\$ 564,101.53	\$ -
2337B0162Z Bridge 162 Boston Ave	\$ 140.00	\$ -	\$ -	\$ -	\$ 140.00	\$ -
2337B0162Z Bridge # 162	\$ 319,614.89	\$ -	\$ -	\$ -	\$ 319,614.89	\$ -
2337B0162Z Bridge 162 Boston Ave	\$ 36,669.70	\$ -	\$ -	\$ -	\$ 36,669.70	\$ -
2337B0162Z Bridge 162 Boston Ave	\$ 129,298.62	\$ -	\$ -	\$ -	\$ 129,298.62	\$ -

ALL FUNDS BUDGET ACTIONS

Ordinance

Version 3.5 released on 2/29/24

Use for all Ordinances including: TRO, Budget, Zoning, Declarations, Trust Indentures, etc.

APPROVED

SEP 25 2024

Tulsa City Council



CITY COUNCIL USE ONLY

Date Received: _____

Committee Date: 9-18-24
1st Agenda Date: 9-18-24

Tracking #: 24-900-1

Committee: UED

Hearing Date: _____

2nd Agenda Date: 9-25-24

CITY CLERK USE ONLY

Date: 10.02.2024

Scanned

Posted

Item #: 2409.02398

All department items requiring Council approval must be submitted through the Mayor's Office.

Dept. Tracking No.	Board Approval	Other Board Name	City Council Approval <input checked="" type="radio"/> Yes <input type="radio"/> No
Department	Contact Name	Email	Phone
Finance	Jarrod Moore	jlmoores@cityoftulsa.org	918.596.7809
Subject (Description)	Ordinance Type		
Downtown Tulsa Partnership INSURANCE REIMBURSEMENT:GF [FUND 100]	Budget Amendment		
Section	Township	Range	Lot
Block	Address		BA / CT Number BA1003666
Amending Ord. No.	TRO Title No.	TRO Subtitle	Property/Non-Property
Council District	Zoning No.	PUD No.	Planning District

Funding Source(s)

Initial Inital
JE JM

GENERAL FUND / 100 / DTP / OTHER SERVICES & CHARGES:

\$23,499.00

Signed by:

Christy Basgall

TOTAL:

\$23,499.00

Department: _____

Legal: _____

Board: _____

Mayor: _____

Other: _____

Date: 9/9/2024

Date: _____

Date: _____

Date: _____

Date: SEP 11 2024

Background Information

This action will appropriate \$23,499.00 within the General Fund from money received through an insurance payment received for damages done to Bartlett Square Fountain. The City of Tulsa received a payment totaling \$23,499.00 which will be used to reimburse Downtown Tulsa Partnership to repair property destroyed due to accident.

Summation of the Requested Action

Request that the Mayor and Council approve the attached Budget Amendment, GENERAL FUND [FUND 100] | BA1003666 | \$23,499.00

Emergency Clause?

Yes

No

Reason for Emergency Clause

Post Execution Processing

Mail vendor copy (add'l signature copies attached)

Must be filed with other governmental entity

Add'l governmental entity approval(s) required

Additional Routing and Processing Details

SET ORIGINAL BUDGET: NO TO ALL

(Published in the Tulsa World

October 6, 2024)

ORDINANCE NO. 25415

AN ORDINANCE AMENDING THE FISCAL YEAR 2024-25 BUDGET OF THE CITY OF TULSA, OKLAHOMA TO MAKE SUPPLEMENTAL APPROPRIATIONS OF TWENTY-THREE THOUSAND FOUR HUNDRED AND NINETY-NINE DOLLARS AND ZERO CENTS (\$23,499.00), RECOGNIZED FROM REVENUES RECEIVED WITHIN THE GENERAL FUND (FUND 100) AS FOLLOWS:

BE IT ORDAINED BY THE CITY OF TULSA:

Section 1. That the Fiscal Year 2024-25 Budget of the City of Tulsa, Oklahoma, is hereby amended to make supplemental appropriations of Twenty-Three Thousand Four Hundred and Ninety-Nine Dollars and Zero Cents (\$23,499), recognized from revenues received within the General Fund (Fund 100) as follows:

GENERAL FUND

DOWNTOWN TULSA PARTNERSHIP

Other Services and Charges	\$ 23,499.00
Total Fund Increase	\$ 23,499.00

Section 2. That this ordinance shall take effect immediately from and after its adoption and approval.

Adopted by the Council: SEP 25 2024
Date


Chair of the Council

OFFICE OF THE MAYOR

Received by the Mayor: _____, at _____
Date Time

G.T. Bynum, Mayor

By: _____
Secretary

Approved by the Mayor of the City of Tulsa, Oklahoma, OCT 02 2024 at _____
Date

Time



Mayor

(Seal)


ATTEST:



City Clerk



APPROVED:



City Attorney

AFFIDAVIT OF PUBLICATION

Tulsa World
315 S. Boulder Ave. , Tulsa, OK 74103
(918) 582-0921

I, Alison Farmwald, of lawful age, being duly sworn upon oath depose and say that I am an agent of Column Software, PBC, duly appointed and authorized agent of the Publisher of Tulsa World, a publication that is a "legal newspaper" as that phrase is defined for the city of Tulsa, for the County of Tulsa, in the state of Oklahoma, that this affidavit is Page 1 of 2 with the full text of the sworn-to notice set forth on the pages that follow, and that the attachment hereto contains the correct copy of what was published in said legal newspaper in consecutive issues on the following dates:

Publication Dates:

- Oct 6, 2024

Notice ID: tgzslzv8hD1KxCayH5IL

Notice Name: Ordinance No. 25415

Publication Fee: \$35.62


I state under penalty of perjury under the laws of Oklahoma that the foregoing is true and correct.

Alison Farmwald

Agent

VERIFICATION

State of Texas
County of Bexar



Signed or attested before me on this: 10/07/2024

APB

Notary Public

Electronically signed and notarized online using the Proof platform.

Published in the Tulsa World, Tulsa, Tulsa County, Oklahoma, October 6, 2024

ORDINANCE NO. 25415

AN ORDINANCE AMENDING THE FISCAL YEAR 2024-25 BUDGET OF THE CITY OF TULSA, OKLAHOMA TO MAKE SUPPLEMENTAL APPROPRIATIONS OF TWENTY-THREE THOUSAND FOUR HUNDRED AND NINETY-NINE DOLLARS AND ZERO CENTS (\$23,499.00), RECOGNIZED FROM REVENUES RECEIVED WITHIN THE GENERAL FUND (FUND 100) AS FOLLOWS:

BE IT ORDAINED BY THE CITY OF TULSA:

Section 1. That the Fiscal Year 2024-25 Budget of the City of Tulsa, Oklahoma, is hereby amended to make supplemental appropriations of Twenty-Three Thousand Four Hundred and Ninety-Nine Dollars and Zero Cents (\$23,499), recognized from revenues received within the General Fund (Fund 100) as follows:

GENERAL FUND

DOWNTOWN TULSA PARTNERSHIP

Other Services and Charges	\$ 23,499.00
Total Fund Increase	\$ 23,499.00

Section 2. That this ordinance shall take effect immediately from and after its adoption and approval.

ADOPTED by the Tulsa City Council, this 25th Day of September 2024

Jeanne Cue, Chair of the Council

APPROVED by the Mayor of the City of Tulsa, Oklahoma, this 2nd Day of October 2024

G. T. Bynum, Mayor

ATTEST: Christina Chappell, City Clerk

APPROVED: Jack Blair, City Attorney



Ordinance

Version 3.5 released on 2/29/24

Use for all Ordinances including: TRO, Budget, Zoning, Declarations, Trust Indentures, etc.

APPROVED

SEP 25 2024

Tulsa City Council



CITY COUNCIL USE ONLY

Date Received: _____
Committee Date: 9-18-24
1st Agenda Date: 9-18-24

Tracking #: 24-901-1
Committee: UEB
Hearing Date: _____
2nd Agenda Date: 9-25-24

Scanned
 Posted

CITY CLERK USE ONLY
Date: 10.02.2024
Item #: 2409.02422

All department items requiring Council approval must be submitted through the Mayor's Office.

Dept. Tracking No. BA560487	Board Approval _____	Other Board Name _____	City Council Approval <input checked="" type="radio"/> Yes <input type="radio"/> No
Department Finance	Contact Name Jarrod Moore	Email jlmoores@cityoftulsa.org	Phone 918-526-7809
Subject (Description) Stormwater Fund - Public Works Operating Capital - Missed Reappropriations	_____	Ordinance Type Budget Amendment	_____
Section _____	Township _____	Range _____	Lot _____
Block _____	Address _____	_____	BA / CT Number BA560487
Amending Ord. No. _____	TRO Title No. _____	TRO Subtitle _____	Property/Non-Property _____
Council District _____	Zoning No. _____	PUD No. _____	Planning District _____

Funding Source(s)

Stormwater Enterprise Fund/Fund 560/Public Works Department/Capital Outlay: \$265,410.00

TOTAL: \$265,410.00

Signed by: Christy Bassall
 Department: _____
 Legal: _____
 Board: _____
 Mayor: _____
 Other: _____

Date: 9/9/2024
 Date: _____
 Date: _____
 Date: SEP 11 2024
 Date: _____

Background Information

This action will appropriate \$265,410.00 of unappropriated fund balance in the Stormwater Enterprise Fund (Fund 560) to be used to purchase needed operating capital. The operating capital items were budgeted in previous years but were not purchased and the funds lapsed. The department missed requesting these funds during the reappropriation process for FY25. Financial records show the funds were not used and were available at FY24 year-end.

Funds would be used to purchase a 50 ton trailer (\$110,000.00), accessories for two trucks (\$22,705.00 x 2), and a tracked loader (\$110,000.00). Capital numbers of items replacing - 22-21, 23-41, 2432-023D, and 2432-023E.

Summation of the Requested Action

Request Mayor and Council approve the attached Budget Amendment Ordinance, Stormwater Enterprise Fund, Fund 560, BA560487, \$265,410.00.

Emergency Clause?

Yes
 No

Reason for Emergency Clause

Post Execution Processing
 Mail vendor copy (add'l signature copies attached)
 Must be filed with other governmental entity
 Add'l governmental entity approval(s) required

Additional Routing and Processing Details
 No to original budget

(Published in the Tulsa World

October 6, 2024)

ORDINANCE NO. 25416

AN ORDINANCE AMENDING THE FISCAL YEAR 2024-25 BUDGET OF THE CITY OF TULSA, OKLAHOMA, TO MAKE SUPPLEMENTAL APPROPRIATIONS OF TWO HUNDRED SIXTY FIVE THOUSAND FOUR HUNDRED TEN DOLLARS AND NO CENTS (\$265,410.00), RECOGNIZED FROM UNAPPROPRIATED FUND BALANCE WITHIN THE STORMWATER ENTERPRISE FUND (FUND 560), AS FOLLOWS:

BE IT ORDAINED BY THE CITY OF TULSA:

Section 1. That the Fiscal Year 2024-25 Budget of the City of Tulsa, Oklahoma, be and it is hereby amended to make supplemental appropriations of Two Hundred Sixty Five Thousand Four Hundred Ten Dollars and No Cents (\$265,410.00), recognized from Unappropriated Fund Balance within the Stormwater Enterprise Fund (Fund 560), as follows:

STORMWATER ENTERPRISE FUND 560

PUBLIC WORKS DEPARTMENT

Operating Capital	\$265,410.00
Total Fund Increase	\$265,410.00

Section 2. That this ordinance shall take effect immediately from and after its adoption and approval.

Adopted by the Council: SEP 25 2024
Date


Chair of the Council

OFFICE OF THE MAYOR

Received by the Mayor: _____, at _____
Date Time

G. T. Bynum, Mayor

By: _____
Secretary

Approved by the Mayor of the City of Tulsa, Oklahoma, OCT 02 2024 at
Date

Time



Mayor

(Seal)


ATTEST:



City Clerk



APPROVED:



City Attorney

AFFIDAVIT OF PUBLICATION

Tulsa World
315 S. Boulder Ave., Tulsa, OK 74103
(918) 582-0921

I, Alison Farmwald, of lawful age, being duly sworn upon oath depose and say that I am an agent of Column Software, PBC, duly appointed and authorized agent of the Publisher of Tulsa World, a publication that is a "legal newspaper" as that phrase is defined for the city of Tulsa, for the County of Tulsa, in the state of Oklahoma, that this affidavit is Page 1 of 2 with the full text of the sworn-to notice set forth on the pages that follow, and that the attachment hereto contains the correct copy of what was published in said legal newspaper in consecutive issues on the following dates:

Publication Dates:

- Oct 6, 2024

Notice ID: gu3fVHGFBmR7BejR9HN

Notice Name: Ordinance No. 25416

Publication Fee: \$38.07


I state under penalty of perjury under the laws of Oklahoma that the foregoing is true and correct.

Alison Farmwald

Agent

VERIFICATION

State of Texas
County of Bexar



Signed and attested before me on this: 10/07/2024

Alb

Notary Public

Electronically signed and notarized online using the Proof platform.

Published in the Tulsa World, Tulsa, Tulsa County, Oklahoma, October 6, 2024

ORDINANCE NO. 25416

AN ORDINANCE AMENDING THE FISCAL YEAR 2024-25 BUDGET OF THE CITY OF TULSA, OKLAHOMA, TO MAKE SUPPLEMENTAL APPROPRIATIONS OF TWO HUNDRED SIXTY FIVE THOUSAND FOUR HUNDRED TEN DOLLARS AND NO CENTS (\$265,410.00), RECOGNIZED FROM UNAPPROPRIATED FUND BALANCE WITHIN THE STORMWATER ENTERPRISE FUND (FUND 560), AS FOLLOWS:

BE IT ORDAINED BY THE CITY OF TULSA:

Section 1. That the Fiscal Year 2024-25 Budget of the City of Tulsa, Oklahoma, be and it is hereby amended to make supplemental appropriations of Two Hundred Sixty Five Thousand Four Hundred Ten Dollars and No Cents (\$265,410.00), recognized from Unappropriated Fund Balance within the Stormwater Enterprise Fund (Fund 560), as follows:

STORMWATER ENTERPRISE FUND 560

PUBLIC WORKS DEPARTMENT

Operating Capital	\$265,410.00
Total Fund Increase	\$265,410.00

Section 2. That this ordinance shall take effect immediately from and after its adoption and approval.

ADOPTED by the Tulsa City Council, this 25th Day of September 2024

Jeannie Cue, Chair of the Council

APPROVED by the Mayor of the City of Tulsa, Oklahoma, this 2nd Day of October 2024

G. T. Bynum, Mayor

ATTEST: Christina Chappell, City Clerk

APPROVED: Jack Blair, City Attorney



Finance and Economic Indicators

STOC

SALES TAX OVERVIEW COMMITTEE

Ashley Webb
Chair

Ashley R. Webb
Riggs, Abney, Neal, Turpen, Orbison & Lewis Inc.
Attorney At Law
Tulsa, OK 74119
(918) 699-8905

To: City Council
Date: December 4, 2024
Subject: December Report to City Council

Attached is the November 2024 Sales Tax Overview Committee (STOC) Status Report

2006 Special Extended Sales Tax

October expenditures totaled \$1,000, of which \$1,000 was spent on the Riverside East Bank Improvements: 11th St to 21st St project. Encumbrances and commitments total \$592,000. Current appropriations for the 2006 Third Penny Sales Tax Extension Fund total \$273,275,000. There is a current appropriation balance of \$6,459,000.

2008 Sales Tax Special Temporary Streets

October expenditures totaled \$14,000, of which \$14,000 was spent on the Citywide General Engineering project. Encumbrances and commitments total \$121,000. Current appropriations for the 2008 Sales Tax Special Temporary Streets Fund Fund total \$149,658,000. There is a current appropriation balance of \$4,199,000.

2014 Sales Tax

October expenditures totaled \$503,000, of which \$280,000 was spent on the Bridge Replacement And Rehab project. Encumbrances and commitments total \$57,175,000. Current appropriations for the 2014 Sales Tax Fund Fund total \$580,369,000. There is a current appropriation balance of \$79,648,000.

2016 Sales Tax

October expenditures totaled \$4,750,000, of which \$4,462,000 was spent on the the Tulsa Vision advanced sales tax revenue bonds debt service project. Encumbrances and commitments total \$3,346,000. Current appropriations for the 2016 Sales Tax Fund Fund total \$399,172,000. There is a current appropriation balance of \$90,415,000.

2016 Revenue Bond

October expenditures totaled \$239,000, of which \$207,000 was spent on the Tulsa Zoo & Living Museum project. Encumbrances and commitments total \$12,030,000. Current appropriations for the 2016 Revenue Bond Fund Fund total \$350,600,000. There is a current appropriation balance of \$7,900,000.

2020 Sales Tax

October expenditures totaled \$3,053,000, of which \$940,000 was spent on the Capital Equipment project. Encumbrances and commitments total \$8,862,000. Current appropriations for the 2020 Sales Tax Fund Fund total \$148,806,000. There is a current appropriation balance of \$57,935,000.

2024 General Obligation Bonds

October expenditures totaled \$2,296,000, of which \$815,000 was spent on the Gilcrease Museum Improvement Funding Raising Match project. Encumbrances and commitments total \$29,750,000. Current appropriations for the 2024 General Obligation Bonds Fund total \$141,350,000. There is a current appropriation balance of \$97,593,000.

2020 General Obligation Bonds

October expenditures totaled \$1,337,000, of which \$738,000 was spent on the Maintenance Zone 8102 project. Encumbrances and commitments total \$17,835,000. Current appropriations for the 2020 General Obligation Bonds Fund total \$89,465,000. There is a current appropriation balance of \$24,749,000.

2014 General Obligation Bonds

October expenditures totaled \$719,000, of which \$845,000 was spent on the Maintenance Zone 5047 project. Encumbrances and commitments total \$11,171,000. Current appropriations for the 2014 General Obligation Bonds Fund total \$271,038,000. There is a current appropriation balance of \$15,038,000.

2008 General Obligation Bonds

There were no expenditures in October. Encumbrances and commitments total \$1,049,000. Current appropriations for the 2008 General Obligation Bonds Fund total \$231,104,000. There is a current appropriation balance of \$294,000.

2005 General Obligation Bonds

There were no expenditures in October. Encumbrances and commitments total \$1,050,000. Current appropriations for the 2005 General Obligation Bonds Fund total \$75,966,000. There is a current appropriation balance of \$13,000.

Respectfully submitted,

Ashley Webb, Chair



Attachments

cc: Christy Basgall
Jarrod Moore
Jake Epp



FINANCIAL REPORT TO CITY COUNCIL

Wednesday, December 4, 2024

I. Financial Report

Revenue: 2016 Vision 0.805 Percent and 2020 Sales Tax 0.45 Percent Sales Tax Funds

		Fiscal Year to Date	
	October	Thru October	
Actual	\$ 10,170,442	\$	40,625,421
Adopted Budget - Current Year	10,005,814		40,392,195
Actual vs Budget	\$ 164,628	\$	233,226

Expenditures

Fund	October	Fiscal Year to Date Thru October
409 - 2020 Sales Tax	\$ 3,052,577	\$ 7,080,372
4001, 4003, 4004 - Tulsa Vision Rev Bonds	238,837	385,607
4000 - Tulsa Vision Sales Tax	4,749,025	19,095,019
405 - 2014 Sales Tax	502,814	5,975,772
404 - 2008 Streets Temporary Sales Tax	13,011	19,073
402 - 2006 Special Extended Sales Tax	1,000	14,175
TOTAL \$	8,557,264	\$ 32,570,018

II. Expenditures in Other Funds

Fund	October	Fiscal Year to Date Thru October
401 - 2001 Sales Tax	-	-
429 - 2024 GO Bond	2,295,918	8,027,709
428 - 2020 GO Bond	1,336,480	3,730,538
427 - 2014 GO Bond	718,663	1,256,683
426 - 2008 GO Bond	-	-
425 - 2005 GO Bond	-	-
TOTAL \$	4,351,061	\$ 13,014,931

III. Items for the City Council's Attention

- A. Monthly Financial Reports
- B. STOC Committee and Subcommittee Minutes and Reports

IV. Attachments

- A. Attendance Record for the last 12 months
- B. STOC Committee and Subcommittee Minutes and Reports

Respectfully submitted,

Ashley R. Webb, Chair

Attachments

cc: Christy Basgall
Jarrod Moore
Jake Epp

MAJOR CAPITAL IMPROVEMENTS CONSTRUCTION FUNDS SUMMARY

As of October 31, 2024

	CURRENT		EXPENDITURES		ENCUMBERED/ COMMITTED	PERCENT	BALANCE
	APPROPRIATIONS		Current Month	Life To Date			
Fund 401 and Fund 403							
2001 Third Penny Sales Tax and 2006 Advance Funded Sales Tax	\$ 112,613,794	\$	-	\$ 112,597,047	\$ -	100%	\$ 16,746
Fund 402							
2006 Third Penny Sales Tax Extension	\$ 273,274,569	\$	1,000	\$ 266,223,622	\$ 592,293	98%	\$ 6,458,655
Fund 404							
2008 Sales Tax Special Temporary Streets Fund	\$ 149,658,132	\$	13,011	\$ 145,338,831	\$ 120,709	97%	\$ 4,198,592
Fund 405							
2014 Sales Tax Fund	\$ 580,368,725	\$	502,814	\$ 443,545,405	\$ 57,174,934	86%	\$ 79,648,386
Fund 406: 4000							
2016 Sales Tax Fund	\$ 399,171,895	\$	4,749,025	\$ 305,410,584	\$ 3,345,919	77%	\$ 90,415,392
Fund 406: 4001, 4003, 4004							
2016 Revenue Bond Fund	\$ 350,600,000	\$	238,837	\$ 330,670,085	\$ 12,029,567	98%	\$ 7,900,348
Fund 409							
2020 Sales Tax Fund	\$ 148,806,112	\$	3,052,577	\$ 82,009,535	\$ 8,861,794	61%	\$ 57,934,783

MAJOR CAPITAL IMPROVEMENTS CONSTRUCTION FUNDS SUMMARY

As of October 31, 2024

	CURRENT	EXPENDITURES		ENCUMBERED/			
Fund 429							
2024 General Obligation Bonds	\$ 141,350,000	\$ 2,295,918	\$ 14,006,591	\$ 29,749,940	31%	\$ 97,593,469	
Fund 428							
2020 General Obligation Bonds	\$ 89,465,000	\$ 1,336,480	\$ 46,881,131	\$ 17,835,164	72%	\$ 24,748,705	
Fund 427							
2014 General Obligation Bonds	\$ 271,038,081	\$ 718,663	\$ 244,829,195	\$ 11,171,294	94%	\$ 15,037,592	
Funds 426							
2008 General Obligation Bonds	\$ 231,103,878	\$ -	\$ 229,760,841	\$ 1,048,941	100%	\$ 294,096	
Funds 425							
2005 General Obligation Bonds	\$ 75,966,289	\$ -	\$ 74,903,455	\$ 1,049,825	100%	\$ 13,009	
Fund 740: 7401-7408							
TMUA--Water Capital Fund	\$ 311,000,739	\$ 2,332,960	\$ 291,382,513	\$ 8,982,232	97%	\$ 10,635,994	
Funds 750: 7501-7522							
TMUA-Sanitary Sewer Capital Funds	\$ 269,478,865	\$ 2,661,889	\$ 215,704,734	\$ 27,108,673	90%	\$ 26,665,458	

Report On Tulsa Economic Indicators September 2024

Economic Overview

The Federal Reserve has now cut interest rates, leaving their target at 4.5%-4.75% as we head into the Holiday Season. This signals that they believe inflation is under control, as it has been in the 2.4-2.8% range over the past few months. US Unemployment stood at 4.1% in September, which is steady from previous months - but slightly higher than a year ago. Tulsa's labor force and employment is very strong, and unemployment for our area is at 3.3% for September. Q3 2024 had a national GDP growth rate of 2.8% which is solid, but unspectacular. The Next EO Summary will be posted with the December 2024 Report.

Wage & Salary Employment Conditions

Labor force participation grew in September, reporting a total of 520,900. Compared to the previous month, this was an increase of 3,200 or 0.6% in participants. Meanwhile, the Total Employment survey grew by 4,000 positions within the metro area. This was an increase of 0.80% over the previous month for a total of 503,700. The area unemployment rate was reported at 3.3% for September - which rose a bit from last month. Total unemployment for the area was 3.4% during the same period last year. According to the second employment survey, Wage and Salary Employment increased by 6,000 in September, to report a total of 483,000. The Manufacturing sector grew by 1,500 positions in September, totaling 53,500 jobs. The Service sector fell by 40,200 positions in September, equaling 205,900 jobs. The Trade sector grew by 700 total positions.

Freight Conditions

Freight at the Port of Catoosa reported 117,496 of barge tonnage for the month, this is compared to the previous month of 109,659 tons. Compared to the same month a year ago, we have experienced an increase of 5.2% in barge tonnage. We are currently down 18.5% YTD compared to Jan-Sept 2023. Tulsa Airport had not reported updated figures for the month as of the time of this report.

Enterprise Customers

Month over month total Sewer customers saw a decrease in September, totaling 135,407 for the current period. The current customer base is 0.1% greater than the same month last year. The water customer count had a decrease in September, totaling 147,484 for the month. The current customer base is 0.52% greater than the same month a year ago.

Price Indices

PPI moved up 0.2% in September at 215.4

MCI fell by 0.1% in September to 316.5

CPI in September slowed from the previous month; it is now 2.4%

Bond Rates

20-Year GO Bond rates moved down slightly to 3.83% in September

Revenue Bonds (A+) came down slightly to 4.12%

30-Day Treasury Bill rates fell to 4.935% in September

Tulsa Economic Indicators

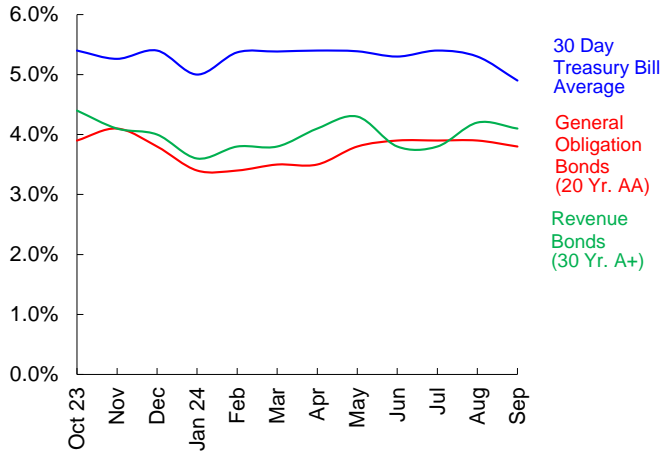
Most Recent Twelve Months

(unless otherwise Indicated)

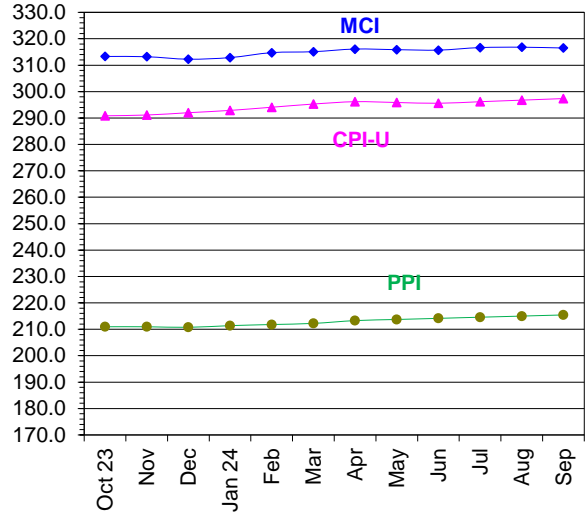
	October 23 to September 24	October 22 to September 23	Change
Wage & Salary			
Employment (TMSA 12 Mo. Avg.):	<u>Sep-24</u>	<u>Sep-23</u>	
Manufacturing	53,400	49,300	8.3%
Services	237,500	234,700	1.2%
Trade	87,000	88,500	(1.7%)
Other	<u>96,700</u>	<u>88,300</u>	9.5%
Total	474,600	460,800	3.0%
Unemployment Rates (TMSA 12 Mo. Avg.):			
	<u>Sep-24</u>	<u>Sep-23</u>	
Tulsa MSA	3.5%	3.0%	0.5%
Oklahoma	3.4%	3.0%	0.4%
United States	3.9%	3.6%	0.3%
Air Passengers (Calendar YTD):			
	<u>Sep-24</u>	<u>Sep-23</u>	
	209,530*	201,331*	4.1%
Barge Tonnage (Calendar YTD):			
	1,233,548	1,513,200	(18.5%)
Price and Cost Indices:			
	<u>Sep-24</u>	<u>Sep-23</u>	
Consumer Price Index - Urban	297.4	290.8	2.2%
Producer Price Index	215.4	212.0	1.6%
Municipal Cost Index (Est.)	316.5	314.1	0.8%
(Indices are not adjusted for seasonality)			
Financial Rates (Monthly Avg.):			
	<u>Sep-24</u>	<u>Sep-23</u>	
30-Day Treasury Bill	4.94%	5.38%	(0.45)
Municipal General Obligation Bond			
Buyer 11 Bond Index (20 Yr. A-AAA)	3.83%	3.89%	(0.06)
Municipal Revenue Bond Buyer			
25 Bond Index (25 Yr. A-AA+)	4.12%	3.70%	0.42
Utilities:			
	<u>Sep-24</u>	<u>Sep-23</u>	
Water Customers	147,500	147,400	0.1%
Sewer Customers	135,400	135,300	0.1%

*August figures for Tulsa Airport

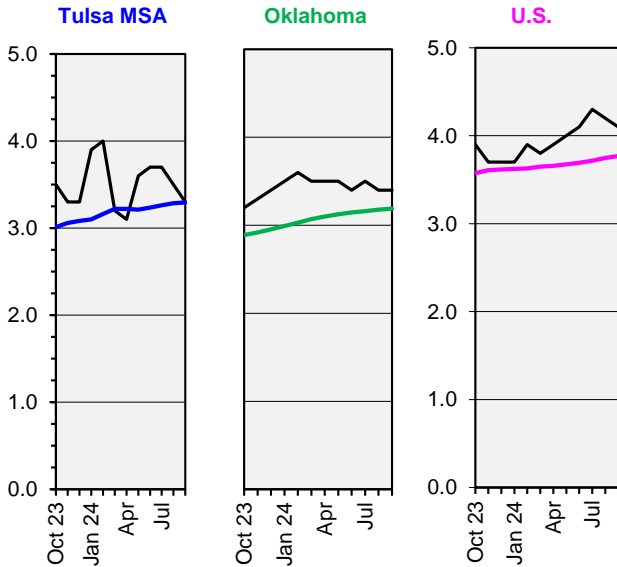
Rates on Municipal Investments and Cost of Financing**



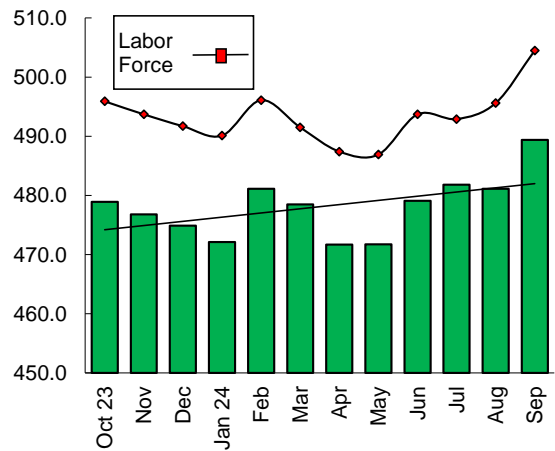
Consumers, Producers, and Municipal Price/Cost Indices



Monthly (- -) and Average (—) Unemployment Rates (Most Recent 12 Months)



Tulsa MSA Wage & Salary Employment, 12 Month MA, and Labor Force (000's)



**Short Term Capital Purchases Summary (Fund 477) as of October 2024
2006 Sales Tax Capital Equipment Replacement Report**

Department/Entitiy	Appropriations	Month's Expenditures	Year to Date Expenditures	Encumbrances Commitments	Balance
Human Resources	\$ 2,400	\$ -	\$ -	\$ 2,400	\$ -
Finance	\$ 261,988	\$ -	\$ -	\$ 213,303	\$ 48,685
Legal	\$ 4,800	\$ -	\$ -	\$ -	\$ 4,800
Asset Management	\$ 776,232	\$ -	\$ 1,300	\$ 426,742	\$ 348,190
Communications	\$ 9,028	\$ -	\$ 3,128	\$ -	\$ 5,900
Information Technology	\$ 8,820,071	\$ 1,757,747	\$ 1,778,177	\$ 3,584,169	\$ 3,457,725
Police	\$ 10,640,302	\$ 3,098,888	\$ 3,674,189	\$ 6,160,416	\$ 805,697
Fire	\$ 8,421,974	\$ 2,312,976	\$ 2,260,901	\$ 4,455,108	\$ 1,705,965
Public Works	\$ 5,738,914	\$ 71,331	\$ 195,901	\$ 3,011,258	\$ 2,531,755
Parks & Recreation	\$ 1,284,520	\$ 103,997	\$ 158,488	\$ 584,313	\$ 541,718
Manage Entities - Culture & Recreation	\$ 581,011	\$ 1,373	\$ 105,610	\$ 116,285	\$ 359,116
Dept. of City Experience	\$ 737,374	\$ 54,200	\$ 425,965	\$ 221,461	\$ 89,947
Development Services	\$ 133,774	\$ -	\$ -	\$ 21,305	\$ 112,469
Transfer to Other Funds*	\$ 123,000	\$ -	\$ 123,000	\$ -	\$ -
Transfer to River Parks*	\$ 729,513	\$ -	\$ 507,849	\$ 109,513	\$ 112,151
Transfer to Tulsa Transit*	\$ 115,000	\$ -	\$ 115,000	\$ -	\$ -
	\$ 38,527,857.00	\$ 7,406,700.15	\$ 9,491,464.25	\$ 18,906,273.98	\$ 10,130,118.77

* Total appropriation is transferred to the agency in a lump sum during the year and incorporated into their budget.