



FINANCE  
Budget and Planning

Capital Planning Section

175 E 2<sup>nd</sup>, Tulsa, Oklahoma 74103-3203

To: STOC

Jake Epp

From: Capital Planning Manager

Date: March 26, 2024

Subject: March Meeting

Enclosed is the material for your March 26, 2024 meeting including the February 29, 2024 Financial Report for your review. 2016 and 2020 Sales Tax Program revenues for March 2024 and the fiscal year to date compared to 2016 and 2020 Sales Tax Program Adopted Budget Estimates are:

	Actual	Current Adopted Budget	Variance from Adopted Budget
Month of March	\$8,867,104	\$8,821,273	0.5%
Year To Date	\$80,436,442	\$77,404,364	3.9%

Please note the above amounts are the Sales Tax revenue only.

The 2016 and 2020 Sales Tax Programs Funds (4000 and 409), in addition to sales tax revenue, receives interest, and other revenues such as grants, transfers and miscellaneous revenues. Total revenue reported for the funds is not available until the end of the month so, the information provided below is for the most recently completed month. Total Fund 4000 and 409 revenue for the month of February was:

	<u>Month Ending: February 29, 2024</u>	<u>Variance from Adopted Budget</u>	<u>Year Thru: February 29, 2024</u>	<u>Variance from Adopted Budget</u>
Sales Tax Revenue	\$8,867,104	0.5%	\$80,436,442	3.9%
Interest on Investments	\$774,728	N/A	\$4,583,906	N/A
Other Revenue	<u>\$0</u>	N/A	<u>\$0</u>	N/A
<b>Total Fund Revenue</b>	<b>\$9,641,832</b>	0.5%	<b>\$85,020,348</b>	3.7%

# SALES TAX OVERVIEW COMMITTEE

MARCH 26, 2024, 8:00 AM

175 E 2<sup>ND</sup> ST, 10-SOUTH

The STOC will meet in person at 8:00 am on March 26, 2024.

- I. Call to Order
- II. Reading of the February Minutes
- III. Chair Report to Council
- IV. Subcommittee Reports
  - A. Vison
  - B. Public Safety
  - C. Parks
  - D. Transportation
  - E. Financial
- V. Chair Report Presenters
- VI. Unfinished Business
- VII. New Business
- VIII. Adjournment

# STOC

Sales Tax Overview Committee

## MINUTES

### Sales Tax Overview Committee Meeting

February 27, 2024 8:00 a.m.

175 E 2<sup>nd</sup> Street, 10<sup>th</sup> Floor Conference room

The Sales Tax Overview Committee met for the regular monthly meeting at 8:00 a.m. on February 27, 2024.

#### I. Call to Order

Chair Ashley Webb called the meeting to order at 8:01 a.m.

The following members were present:

Scott Asbjornson	Steve King	Maia Treleaven
James Deming	Deborah McKinney	Ashley Webb
Scott Grizzle	Matt Meyer	Jennifer White
Paul Hassink	Sylvia Powell	Charles Wilkes
Linda Jenkins	Kathy Sebert	

The following members were not present:

Pamela Amburgy  
Jeffrey Covington  
Mareo Johnson

Also present:

Anne Boyd	Jake Epp	Mary Kell	Jennifer Bennett
Andrew Witte	Melissa Lynn	Josh Miller	

#### II. Approval of Minutes

The minutes for the January meeting were read. Deborah McKinney moved that the minutes be approved as read. Matt Meyer seconded the motion. The motion passed.

#### III. Chair's Report

Kathy Sebert gave the report. She reported that she brought McClure Park shelter, Johnson Park rehab, and Tulsa Public Schools projects to the attention of the Council. The councilors had some questions on them which were answered in an email to the Council a few days after the meeting. There were no other discussions or questions.

# STOC

## Sales Tax Overview Committee

### IV. Committee Reports

#### A. Vision

Andrew Witte reported on the Gilcrease Museum project. H reported that the work on the stone veneer was moving along. Drywall on level 2 will be starting soon. The Lower Level 1 Admin section is sheet-rocked, and the mechanical units are nearing readiness. The sky stairs (spiral stairs) should start arriving around the 18<sup>th</sup>. The contractor is working toward being substantially complete by the end of November. There will still be work to be done on the testing of the air quality systems. It was noted that it will take around 2 years from the time the contract is awarded before the work of setting up the exhibit areas allows the exhibits to be returned from storage. Josh Miller reported on the Mohawk-Peoria Business Park. Muncie will be moving into their facility soon. To compete in the market, two shell buildings will be built on the site to help attract manufacturing to the park. With the addition of the two shell buildings, approximately 110 acres of the 120 total will be accounted for. There were no other questions or discussions, and the report was accepted.

#### B. Public Safety

Ashley Webb reported on Public Safety. The Rte 66 Experience will be getting a new name. Three RFPs will be going out, March is the plan, for the Art/Roadside Attraction, Interactive Technology, and overall site development. There is no determination at this time if the work can be done by the anniversary of Route 66 in 2026. Value engineering continues on the Animal Shelter project. The new Police helicopter is still projected to arrive in March, until then, only one is available. There were no other questions or discussions, and the report was accepted.

#### C. Parks

Ashley Webb reported on Parks. He reported that work on the Shelter, that replaces the slide and plunge pool, at McClure would make the area safe before the event being held there this summer. The work for Woodward Park is scheduled to be advertised in April. There is a large sewer line in the park that will need to be worked on. There were no other questions or discussions, and the report was accepted.

#### D. Transportation

Ashley Webb gave an overview of the report. The Committee is still looking for someone to come and report on projects not covered by current sources, such as the citywide named projects. The Committee is requesting to see the design for the roads around the Gilcrease Museum. There were no other questions or discussions, and the report was accepted.



# STOC

## Sales Tax Overview Committee

### E. Financial

The February collections were \$10.3M which is about 0.4 percent over budget. Current sales tax collections are about 4.4 percent ahead of budget for the year to date.

### V. Unfinished Business

### VI. New Business

#### A. Chair Report Presenters

Date	Presenter	Backup
Mar 6	Ashley Webb	Linda Jenkins

4/10, 5/8, 6/5, 7/17, 8/7, 9/11, 10/9, 11/6, 12/4

### VII. Adjournment

The meeting was adjourned at 9:22 a.m.

Ashley Webb, Chair

Kathy Sebert, Vice Chair



# STOC

SALES TAX OVERVIEW COMMITTEE

Ashley Webb  
Chair

Ashley R. Webb  
Riggs, Abney, Neal, Turpen, Orbison & Lewis Inc.  
Attorney At Law  
Tulsa, OK 74119  
(918) 699-8905

**To:** City Council  
**Date:** March 6, 2024  
**Subject:** March Report to City Council

Attached is the February 2024 Sales Tax Overview Committee (STOC) Status Report

## **2006 Special Extended Sales Tax**

January expenditures totaled \$1,000, of which \$1,000 was spent on the 91St-Memorial To Mingo project. Encumbrances and commitments total \$943,000. Current appropriations for the 2006 Third Penny Sales Tax Extension Fund total \$272,920,000. There is a current appropriation balance of \$6,094,000.

## **2008 Sales Tax Special Temporary Streets**

There were no expenditures in January. Encumbrances and commitments total \$158,000. Current appropriations for the 2008 Sales Tax Special Temporary Streets Fund Fund total \$145,494,000. There is a current appropriation balance of \$38,000.

## **2014 Sales Tax**

January expenditures totaled \$2,181,000, of which \$1,405,000 was spent on the widening of Yale Ave from 81st to 91st project. Encumbrances and commitments total \$26,813,000. Current appropriations for the 2014 Sales Tax Fund Fund total \$579,640,000. There is a current appropriation balance of \$124,937,000.

## **2016 Sales Tax**

January expenditures totaled \$4,820,000, of which \$4,560,000 was spent on the the Tulsa Vision advanced sales tax revenue bonds debt service project. Encumbrances and commitments total \$628,000. Current appropriations for the 2016 Sales Tax Fund Fund total \$286,860,000. There is a current appropriation balance of \$49,469,000.

## **2016 Revenue Bond**

January expenditures totaled \$733,000, of which \$22,000 was spent on the Peoria Connection - North Peoria Avenue, 56th St. to Mohawk Blvd. project. Encumbrances and commitments total \$16,125,000. Current appropriations for the 2016 Revenue Bond Fund Fund total \$350,600,000. There is a current appropriation balance of \$22,103,000.

## **2020 Sales Tax**

January expenditures totaled \$1,240,000, of which \$940,000 was spent on the Capital Equipment project. Encumbrances and commitments total \$13,155,000. Current appropriations for the 2020 Sales Tax Fund Fund total \$111,033,000. There is a current appropriation balance of \$35,155,000.

**2020 General Obligation Bonds**

January expenditures totaled \$3,561,000, of which \$543,000 was spent on the Citywide Non-aerterial routine and preventative maintenance project. Encumbrances and commitments total \$34,626,000. Current appropriations for the 2020 General Obligation Bonds Fund total \$149,015,000. There is a current appropriation balance of \$72,824,000.

**2014 General Obligation Bonds**

January expenditures totaled \$1,937,000, of which \$645,000 was spent on the Maintenance Zone 1153 project. Encumbrances and commitments total \$27,636,000. Current appropriations for the 2014 General Obligation Bonds Fund total \$313,615,000. There is a current appropriation balance of \$38,097,000.

**2008 General Obligation Bonds**

There were no expenditures in January. There are currently no encumbrances or commitments. Current appropriations for the 2008 General Obligation Bonds Fund total \$230,055,000. There is a current appropriation balance of \$294,000.

**2005 General Obligation Bonds**

There were no expenditures in January. Encumbrances and commitments total \$5,000. Current appropriations for the 2005 General Obligation Bonds Fund total \$74,919,000. There is a current appropriation balance of \$11,000.

Respectfully submitted,

Ashley Webb, Chair



Attachments

cc: Tammy Pitts  
Christy Basgall  
Jarrod Moore  
Jake Epp



**FINANCIAL REPORT TO CITY COUNCIL**  
 Wednesday, March 6, 2024

**I. Financial Report**

*Revenue: 2016 Vision 0.805 Percent and 2020 Sales Tax 0.45 Percent Sales Tax Funds*

	February	Fiscal Year to Date Thru February
Actual	\$ 10,321,393	\$ 71,569,338
Adopted Budget - Current Year	10,277,220	68,583,091
<b>Actual vs Budget</b>	<b>\$ 44,173</b>	<b>\$ 2,986,247</b>

**Expenditures**

Fund	January	Fiscal Year to Date Thru January
409 - 2020 Sales Tax	\$ 1,239,508	\$ 13,091,603
4001, 4003-4004 - Tulsa Vision Rev Bonds	732,635	19,929,460
4000 - Tulsa Vision Sales Tax	4,819,992	33,356,045
405 - 2014 Sales Tax	2,180,119	14,318,379
404 - 2008 Streets Temporary Sales Tax	-	-
402 - 2006 Special Extended Sales Tax	219	814,173
<b>TOTAL \$</b>	<b>8,972,473</b>	<b>\$ 81,509,659</b>

**II. Expenditures in Other Funds**

Fund	January	Fiscal Year to Date Thru January
401 - 2001 Sales Tax	-	-
429 - 2024 GO Bond	-	-
428 - 2020 GO Bond	3,560,122	13,142,541
427 - 2014 GO Bond	1,936,144	11,546,929
426 - 2008 GO Bond	-	(294,096)
425 - 2005 GO Bond	-	(2,793)
<b>TOTAL \$</b>	<b>5,496,266</b>	<b>\$ 24,392,581</b>

**III. Items for the City Council's Attention**

- A. Monthly Financial Reports
- B. STOC Committee and Subcommittee Minutes and Reports

**IV. Attachments**

- A. Attendance Record for the last 12 months
- B. STOC Committee and Subcommittee Minutes and Reports

Respectfully submitted,

Ashley R. Webb, Chair

Attachments

cc: Tammy Pitts  
 Jarrod Moore  
 Jake Epp

# MAJOR CAPITAL IMPROVEMENTS CONSTRUCTION FUNDS SUMMARY

As of January 2024

	CURRENT		EXPENDITURES		ENCUMBERED/ COMMITTED	PERCENT	BALANCE
	APPROPRIATIONS		Current Month	Life To Date			
Fund 401 and Fund 403							
<b>2001 Third Penny Sales Tax and 2006 Advance Funded Sales Tax</b>	\$ 112,611,653	\$	-	\$ 112,597,047	\$ -	100%	\$ 14,605
Fund 402							
<b>2006 Third Penny Sales Tax Extension</b>	\$ 272,920,362	\$	219	\$ 265,883,576	\$ 942,794	98%	\$ 6,093,993
Fund 404							
<b>2008 Sales Tax Special Temporary Streets Fund</b>	\$ 145,493,500	\$	-	\$ 145,298,037	\$ 157,931	100%	\$ 37,532
Fund 405							
<b>2014 Sales Tax Fund</b>	\$ 579,639,705	\$	2,180,119	\$ 427,890,446	\$ 26,812,546	78%	\$ 124,936,713
Fund 406: 4000							
<b>2016 Sales Tax Fund</b>	\$ 286,859,895	\$	4,819,992	\$ 236,763,164	\$ 627,784	83%	\$ 49,468,947
Fund 406: 4001, 4003, 4004							
<b>2016 Revenue Bond Fund</b>	\$ 350,600,000	\$	732,635	\$ 312,372,050	\$ 16,124,764	94%	\$ 22,103,186
Fund 409							
<b>2020 Sales Tax Fund</b>	\$ 111,033,334	\$	1,239,508	\$ 62,723,236	\$ 13,154,958	68%	\$ 35,155,140
Fund 429							
<b>2024 General Obligation Bonds</b>	\$ -	\$	-	\$ -	\$ -	0%	\$ -
Fund 428							
<b>2020 General Obligation Bonds</b>	\$ 149,015,000	\$	3,560,122	\$ 41,564,157	\$ 34,626,480	51%	\$ 72,824,363
Fund 427							
<b>2014 General Obligation Bonds</b>	\$ 313,615,000	\$	1,936,144	\$ 247,882,328	\$ 27,635,603	88%	\$ 38,097,069
Funds 426							
<b>2008 General Obligation Bonds</b>	\$ 230,054,937	\$	-	\$ 229,760,841	\$ -	100%	\$ 294,096
Funds 425							

## MAJOR CAPITAL IMPROVEMENTS CONSTRUCTION FUNDS SUMMARY

### As of January 2024

	CURRENT		EXPENDITURES		ENCUMBERED/						
<b>2005 General Obligation Bonds</b>	\$	74,919,257	\$	-	\$	74,903,455	\$	5,136	100%	\$	10,667
Fund 740: 7401-7408											
<b>TMUA--Water Capital Fund</b>	\$	485,925,405	\$	5,099,014	\$	382,806,309	\$	33,498,241	86%	\$	69,620,855
Funds 750: 7501-7522											
<b>TMUA-Sanitary Sewer Capital Funds</b>	\$	621,159,957	\$	4,241,778	\$	505,909,209	\$	56,197,318	90%	\$	59,053,430

# STOC

Sales Tax Overview Committee

## MINUTES

### Sales Tax Overview Committee Meeting

January 23, 2024 8:00 a.m.

175 E 2<sup>nd</sup> Street, 10<sup>th</sup> Floor Conference room

The Sales Tax Overview Committee met for the regular monthly meeting at 8:00 a.m. on January 23, 2024.

#### I. Call to Order

Chair Ashley Webb called the meeting to order at 8:05 a.m.

The following members were present:

Scott Asbjornson	Deborah McKinney	Jennifer White
Pamela Amburgy	Matt Meyer	
Scott Grizzle	Sylvia Powell	
Paul Hassink	Kathy Sebert	
Steve King	Ashley Webb	

The following members were not present:

Jeffrey Covington	Maia Treleaven
Linda Jenkins	Charles Wilkes
Mareo Johnson	

Also present:

Anne Boyd	Chris Havenar	Jake Epp	Chris Havenar
Mary Kell	Jeff Stava	Brooke Caviness	

#### II. Approval of Minutes

The minutes for the December meeting were read. Deborah McKinney moved that the minutes be approved as read. Scott Asbjornson seconded the motion. The motion passed.

#### III. Chair's Report

Ashley Webb gave the Chair report. That the report went well. The Council had no questions. He stated that he highlighted some projects and the additional 8 million for Fred Johnson Park. There were no other discussions or questions.

# STOC

## Sales Tax Overview Committee

### IV. Committee Reports

#### A. Vision

Jeff Stava reported on the Pedestrian Bridge. The bridge is substantially complete. They have been testing the lights on the bridge, but they will not be “turned on” until the grand opening scheduled for Labor Day weekend. The benches will be installed closer to the opening so they will still look new and won’t have time to get tarnished. Brooke Caviness reported on the Zink Dam project. Construction on this project is also substantially complete. They have begun the months long project of water testing. This project will likely go over limit before all the required testing of flumes is done. Parking areas are being investigated and funding is being identified. The plan remains to have a grand opening for both the Zink Dam and the Pedestrian Bridge over Labor Day weekend 2024. There were no other questions or discussions, and the report was accepted.

#### B. Public Safety

Ashley Webb reported on Public Safety. An RFP for the Route 66 Interpretive Center (Route 66 Xperience) is set to go out in March. They are still trying to have everything done for the 75 year anniversary in 2026. The Fire Department sent a report that can be read in the attachment, no presenter attended, and no questions were answered. The Police Department reported that the vehicles for fiscal year 2024 have been ordered and 29 of the 70 have been placed in service and 5 morae received and being outfitted. The new helicopter is still expected in March 2024. There were no other questions or discussions, and the report was accepted.

#### C. Parks

Kathy Sebert gave an overview of the report. She reported that work on the Woodward Park Improvements was being reviewed after the loss of several trees in the June 2023 storm and how they can proceed without losing more trees in the process. Requests for Bids for the project are still expected to go out in April 2024. Daris Construction won the bid for work on Swan Lake Fountain and work is expected to begin in February 2024 and be completed in November. There were no other questions or discussions, and the report was accepted.

#### D. Transportation

Ashley Webb gave an overview of the report. The Committee is still looking for someone to come and report on projects not covered by current sources, such as the citywide named projects. The Committee is requesting to see the design for the roads around the Gilcrease Museum. There were no other questions or discussions, and the report was accepted.



# STOC

## Sales Tax Overview Committee

### E. Financial

The August collections were \$10.3M which is about 6.9 percent over budget. Current sales tax collections are about 5.0 percent ahead of budget for the year to date.

### V. Unfinished Business

### VI. New Business

#### A. Chair Report Presenters

Date	Presenter	Backup
Mar 6	Ashley Webb	

3/6, 4/10, 5/8, 6/5, 7/17, 8/7, 9/11, 10/9, 11/6, 12/4

### VII. Adjournment

The meeting was adjourned at 9:03 a.m.

Ashley Webb, Chair

Kathy Sebert, Vice Chair



Sales Tax Overview Committee

# STOC

SALES TAX OVERVIEW COMMITTEE

12-Month Attendance Record

Feb-24

Member	Expires	District	Jan-24	Feb-24	Mar-23	Apr-23	May-23	Jun-23	Jul-23	Aug-23	Sep-23	Oct-23	Nov-23	Dec-23	# Attended	# Possible	Comments
Wilkes, Charles	Dec-26	1	A	P	A	P	P	P	A	A	A	A	A	A	4 of 12		
Jenkins, Linda (Secretary)	Dec-24	1	A	P	P	P	P	P	P	P	P	P	P	P	11 of 12		
Asbjornson, Scott	Dec-26	2	P	P	A	A	A	A	A	A	NM	NM	NM	P	3 of 9		as of Dec. 23
Powell, Sylvia	Dec-24	2	P	P	P	P	P	P	P	A	P	A	P	A	9 of 12		
Vacant	Dec-26	3	NM	NM	NM	NM	NM	NM	NM	NM	NM	NM	NM	NM	0 of 0		Marshal resigned 3/23
Vacant	Dec-24	3	NM	NM	A	NM	NM	NM	NM	NM	NM	NM	NM	NM	0 of 1		
Vacant	Dec-22	4	NM	NM	NM	NM	NM	NM	NM	NM	NM	NM	NM	NM	0 of 0		
Webb, Ashley (Chair)	Dec-24	4	P	P	P	P	P	P	P	P	A	P	P	P	11 of 12		
Sebert, Kathy (Vice-Chair)	Dec-22	5	P	P	P	P	P	P	P	P	P	P	P	P	12 of 12		
Covington, Jeff	Dec-24	5	A	A	A	P	P	A	P	P	P	A	A	A	5 of 12		
Treleaven, Maia	Dec-26	6	A	P	NM	NM	NM	NM	NM	NM	A	P	P	P	4 of 6		as of Aug. 2023
Vacant	Dec-26	6	NM	A	A	P	A	P	P	P	P	P	A	A	6 of 11		
Meyer, Matt	Dec-26	7	P	P	P	P	P	P	P	P	P	P	P	P	12 of 12		
Deming, James	Dec-24	7	NM	P	A	NM	NM	NM	NM	NM	NM	NM	NM	NM	1 of 2		
McKinney, Deborah	Dec-26	8	P	P	A	NM	NM	NM	NM	NM	A	P	P	P	5 of 7		as of Sep 23
King, Steve	Dec-24	8	P	P	P	P	P	A	P	P	P	P	P	P	11 of 12		
Grizzle, Scott	Dec-26	9	P	P	P	P	P	P	P	P	P	P	P	P	12 of 12		
Hassink, Paul	Dec-24	9	P	P	P	P	P	P	P	P	P	P	P	A	11 of 12		as of Mar. 2023
Amburgy, Pamela	Dec-26	M	P	A	P	P	P	P	A	P	A	P	P	P	9 of 12		
White, Jennifer	Dec-24	M	P	P	NM	NM	NM	NM	P	P	P	P	A	A	6 of 8		as of Jul 23
Johnson, Mareo	Dec-26	M	A	A	P	A	P	P	P	P	A	A	A	P	6 of 12		
<b>Members Present</b>			<b>11</b>	<b>14</b>	<b>10</b>	<b>12</b>	<b>12</b>	<b>11</b>	<b>12</b>	<b>12</b>	<b>10</b>	<b>12</b>	<b>11</b>	<b>11</b>			

A = ABSENT  
 P = PRESENT  
 NM = NO MEMBER APPOINTED  
 OC = OUT OF COUNTRY  
 OT = OUT OF TOWN on Business

Prepared by City of Tulsa  
 Department of Finance  
 Budget & Planning Division  
 Capital Planning Section

# Tulsa Economic Development Project

**Attendees:**

Kathy Sebert  
Pamela Amburgy  
Linda Jenkins  
Steve King  
Paul Hassink  
Maia Treleaven  
Matt Meyer  
Mareo Johnson





CITY EXPERIENCE  
City Design Studio

DATE:  
March 19, 2024

To: STOC

From: Department of City Experience

Subject: Vision Tulsa Project Updates

- **Projects List**

- 1. 170000 Zink Dam
- 2. 147200 Arkansas River Pedestrian Bridge
- 3. 170010 Turkey Mountain Urban Wilderness
- 4. 170020 New Trail East Bank Cousins
- 5. 170025 23rd & Jackson Redevelopment
- 6. 170030 Gilcrease Museum
- 7. 170045.2 Airport Infrastructure – Spirit
- 8. 170045.4 Airport Infrastructure – American Airlines
- 9. 170050 Tulsa Zoo Elephant Exhibit
- 10. 170055 Langston Healthcare
- 11. 170060 BMX National Headquarters
- 12. 170065 South Mingo Corridor
- 13. 170070 Public Schools Safety First Initiative
- 14. 170080 Citywide: Commercial Revitalization
- 15. 170080 Citywide: Route 66
- 16. 170085 Peoria-Mohawk Business Park
- 17. 170100 Air National Guard MTC
- 18. 170145 Vision Arts - Tulsa Arts Commission

- **Completed Projects**

170035	Cox Arena District	January 2019
170035	Cox Business Center Renovation	September 2023
170040	Tulsa Fairgrounds	November 2021
170045.1	Airport Infrastructure – AA Tail Slot	January 2019
170045.2	Airport Infrastructure – Navistar	December 2021
170095	Community Health East Clinic	April 2020
170110	North Peoria Connection, 56 <sup>th</sup> – Mohawk	March 2020
170115	TCC Career Placement	August 2019
170125	McCullough Park	February 2023
170130	Mohawk Sports Complex	March 2022
170135	GO plan Bike Ped Master Plan	March 2022
170140	Route 66 Train Depot	October 2022
170155	PAC Master Plan	June 2021

1836 \* 1898

TUL \* USA



CITY EXPERIENCE  
City Design Studio

**1. No. 170000**

Project Name: Zink Dam  
Representative: Brooke Caviness, COT  
Total Funding: \$54,673,411.53  
Available Funding: \$54,673,411.53  
Design Firm(s): Jacobs/CH2MHill, HISINC, LLC  
Contractor: Crossland Construction Company  
Start Date: 10.18.2020  
Anticipated Completion: October 2023 (Opening planned for Labor Day 2024, after related additional projects are completed, more detail below)

- Construction **105.0%** billed, **99.8%** time as of 02.29.24
- East bank east gate complete minus testing and correction of inclinometers
- For safety and work / laydown area, no public access to flume area during construction. Construction of the east bank and bumpout is anticipated to be complete mid-2024.
- Operations and maintenance planning ongoing included elected officials, RPA, Government staff and stakeholders. Bi-weekly meetings began week of 01.31.22.
- Program and operation meetings underway. Focus working groups defined to cover construction, operations, recreational programming and communications / amenities and water quality.
- Holly Frontier Sinclair Tulsa Refinery (HFSTR) west bank stabilization project began construction 07.10.2023. **Completion March 2024.**
  - Project includes constructing a clay barrier along the bank with monitoring wells. It will have an armoring system to prevent erosion.
- Zink Dam Phase 4 – **tuning, commissioning, water quality testing began 03.04.24.**
- Water Quality Plan presented to City Council 01.31.2024. **Public meeting held 02.27.2024 at A Gathering Place.**
- **Water quality dashboard to be available to public in March 2024.**
- Items affecting opening of Dam:
  - AGP bumpouts are scheduled to be complete by summer 2024,
  - City of Tulsa needs to tune the flume gates / dam gates prior to opening; tuning block may need to be moved. Flume designer Merrick will oversee tuning. Tuning takes about 6 months, can't begin until water can be held by lake, after HFSTR project is complete. 6 months = March – August 2024
  - **Obermeyer (OHI) equipment delayed, should not impact tuning schedule.**
  - **11 inclinometers on east bank to be replaced. OHI sourcing through alternative manufacturer.**
  - City of Tulsa and River Parks must complete the MOU for operations
  - City of Tulsa will concurrently finalize the water quality testing / communication program
- RPA – MOU ongoing. New hire at RFP Joe Medlin started January 2024 and will coordinate finalization of MOU, projected to be complete by 03.31.24.

**2. Project No. 147200**

Project Name: Arkansas River Pedestrian Bridge



CITY EXPERIENCE  
City Design Studio

Representative: Jeff Stava, RPA/TGP and Brooke Caviness, COT  
Total Funding: \$27,400,000.00  
Available Funding: \$27,400,000.00  
Design Firm(s): SBP, MVVA, GKFF, and River Parks  
Contractor: Crossland Construction Company  
Start Date: 05.14.2021  
Anticipated Completion: Summer / Fall 2023 (opening Labor Day 2024 to public)

- Tier III Funding - \$7.25 million in funding and donations secured
- Construction 93.97% billed \$29,853,919.58 of \$31,769,504.00 as of 03.18.24
- **All polishing of stainless-steel posts and mesh supports has been completed. Mesh will be re-connected by 03.22.24 with final connections to the top rail being done at the same time.**
- **Exposed agg concrete has all been sealed.**
- **Substantial completion is on track by 03.31.24.**
- **Only other remaining work is to install demarcation studs and benches, which will be done closer to actual opening date (Labor Day weekend).**

**3. Project No. 170020**

Project Name: Turkey Mountain Urban Wilderness  
Representative: Ryan Howell, RPA (River Parks Authority)  
Total Funding: \$ 7,600,000.00  
Available Funding: \$ 7,600,000.00  
Design Firm(s): LandPlan Consultants, Inc (LPCI)  
Contractor: TBD  
Start Date: TBD

- Acquisition of property: \$5,490,928.25
- Turkey Mountain Master Plan components: \$2,109,071.75
  - In recent months, several projects have been added to Turkey Mountain and the surrounding area that have impacted the ability to put the 71<sup>st</sup> street Improvement project out to bid.
  - Updated master site plan 10.18.23 provides overall site planning strategy for the south side of Turkey incorporating all projects: (RAISE Grant to extend west bank trails from Turkey Mtn to Jenks, REI and possible changes to 71<sup>st</sup> and Elwood intersection, parking lot expansion at Turkey, and a new voter approved IOT 2023 maintenance facility for River Parks to possibly be located at Turkey).
  - Now that master plan has been updated, final modifications to 71<sup>st</sup> Street trail improvements are moving ahead.
  - Plans being revised to align with Master Plan and feedback to be given prior to going out to bid. **Landplan is wrapping up Zink East Bank improvements project to meet Labor Day opening timeframe, will then pick up 71st Street connector trail project for bidding and construction.**
- Amendment with Landplan forthcoming to design a below grade tunnel pedestrian crossing from the access road off 71<sup>st</sup> street, **ongoing.**

1836 \* 1898

TUL \* USA



CITY EXPERIENCE  
City Design Studio

- RPA has trail maintenance projects underway. New and old trail alignments to address erosion and clearing, ongoing.
- Negotiations underway with ODOT on land acquisition for portions of the westerly 2 Placerder properties (City owns). No impact on Mitchell Park exchange parcel.
- ODOT final land boundary has been defined and price offer will be finalized.
- Funding received from ODOT from land sale will reimburse the Vision Tulsa funding for RPA.
- A subsequent amendment will be entered into with RPA to fund Turkey Mountain improvements.

**4. Project No. 170020**

Project Name: New Trail East Bank 101<sup>st</sup> to Cousins Park  
 Representative: Doug Helt and Nancy Doutey, COT  
 Total Funding: \$ 4,000,000.00  
 Available Funding: \$ 600,000.00  
 Design Firm(s): LandPlan Consultants, Inc (LPCI), Garver  
 Contractor: TBD  
 Start Date: TBD

- Conceptual design completed 02.16.2018 (\$68,454.00)
- Conceptual cost estimate for trail \$10.2 million, with time value at 3% for 13 years - \$15.0 million, with land, total cost is \$26 million.
- TAP (Transportation Alternative Program) grant awarded March 2021 through INCOG to fund design (\$133,991.00 requested, \$107,193.00 awarded, COT to pay additional \$27K to fund the full design value of \$133,991) for Riverside Drive (Vensel Creek to south of Creek Turnpike)
  - Land Plan has been selected as design consultant for Vensel Creek design plans only (does not include construction funding).
  - Scoping agreement ODOT LG 2360. This area is also in the footprint of the RAISE grant, design among 2 projects to be coordinated as part of effort.
- TA (Transportation Alternative) grant applications: 3 additional segments to Cousin’s Park were on Mayor’s agenda for 01.04.23, 103<sup>rd</sup> to 110<sup>th</sup> awarded \$1M federal funds
- 06.01.23. Funding agreement with INCOG is pending, Garver was selected for this design work. **Ongoing**
- Trail segments will be coordinated with the South Tulsa – Jenks Dam project – **ongoing**
- Mayor provided letter to affirm City matching funds. (80% ODOT and 20% COT is typical, to be confirmed) **no updates** (03.19.24).

**5. Project No. 170025**

Project Name: 23<sup>rd</sup> & Jackson Redevelopment Site – Relocation Study Design and Acquisition  
 Representative: COT  
 Total Funding: \$1,000,000.00  
 Available Funding: \$181 K balance  
 Design Firm(s): Cyntergy





CITY EXPERIENCE  
City Design Studio

- Scope includes planning, design work and partial acquisition costs to relocate Public Works, update master plan site at Harvard and Mohawk, appraise and acquire operation yard location.
- Draft report submitted to Administration, February 2020
- Acquisition of 2 parcels – Tulsa County Yard on North Harvard – \$320K (Vision funding), 56<sup>th</sup> & Garnett – \$1.46 million (water enterprise funds) – closing for both 08.30.2020
- Traffic Engineering is now occupying County site on North Harvard Avenue
- Amendment with consultant to be resubmitted once direction is known (originally recommended at 09.01.21 PCSSC).
- Project on hold: there is no potential source of current City capital funding for any relocation through 2031, including enterprise funds, and we can't justify spending the remaining \$181 K in Vision funds for a design that would change by the time funding might be identified closer to the end of Vision.
- The only caveat would be a catalyst such as new redevelopment in the area that could assist relocation efforts, in which case the City would have these design funds available. (01.17.24).

**6. Project No. 170030**

Project Name: Gilcrease Museum  
 Representative: Jennifer Bennett, Gilcrease, Mary Womble, COT  
 Current Budget: \$139,215,850.00  
 Total Funding: \$139,215,850.00 (\$91,517,113 public + \$47,698,737 private)  
 Fundraising Goal: \$ 0  
 Design Firm(s): Smith Group, 1 Architecture; Gallagher & Associates  
 Construction Manager: Flintco, LLC  
 Start Date: 05.10.22  
 Scheduled Completion: 11.30.2024  
 Anticipated Completion: 11.30.2024 (Building only, not including exhibits)

- Funding:
  - Public Funding total: Vision (\$65 M), Remaining bond funds from past Gilcrease projects (\$2.6 M), IOT 2 (\$6 M), ARPA City Funding (\$1 M), Public Utilities (\$817,113.00), Supplemental Appropriations (\$6.1M), IOT3 (\$10M) = \$91,517,113.00
  - Private Funding total (\$47,698,737.00)
- Mayor's Task Force call held 01.25.24, **next is 03.28.24.**
- Construction **70.7% billed as of 02.29.24.** Stone veneer, drywall, painting, glazing **ongoing. Concrete fully poured. Sky Stairs delivery to site April 2024.**
- STOC tours held 05.23.23, 06.13.23, 09.13.23 and 02.28.24.
- Construction update from **03.15.24** attached at end of report.
- Mayor proposed \$10 million fundraising match in the IOT 3 program, public vote 08.08.23 passed, private fundraising by Gilcrease: \$10,524,151 raised as of 09.17.23.
- FF&E bids opened 01.09.24, bids received within budget, \$880K.
- Exhibits fabrication bid planning ongoing, pending **Agreement** with Flintco and **Amendment** with Gallagher & Associates, **April 2024, in process.**
- **Final exhibits fabrication plans scheduled for late March / early April 2024.**

1836 \* 1898

TUL \* USA



CITY EXPERIENCE  
City Design Studio

- Osage Nation is programming \$1M for north parking lot improvements. Final plans submittal to Osage Nation sent 02.12.24. **Meeting for review and next steps to be scheduled as of 03.19.24.**

**7. Project No. 170045**

Project Name: Airport Infrastructure – Spirit  
 Representative: Andy Stroud, COT  
 Total Funding: \$ 5,000,000.00  
 Available Funding: \$ 300,000.00 (remaining to spend)  
 Design Firm(s): Poe  
 Contractor: Grade Line Construction, LLC  
 Start Date: 10.23.23 for TMUA-W 21-08, last phase of work  
 Completion Date: TBD

- Paving Phases 1 and 2 (Areas 1,2 ,3 4, 5, 6A & 6B, and 9) completed 12.31.2020
- South parking area parking and parking completed 03.08.22.
- Approximately \$300K remaining in budget for Fire Line extension / elements, control valves and fire hydrant replacements in last phase of work = TMUA-W 21-08.
- Valves have been potholed and were manufactured for installation, received mid-October 2023.
- Work started 10.23.23, 75% complete as of 12.08.23.
- All but 2 locations complete, 2 valves to be delivered to site before work can begin, 1 valve has long lead time.
- Still waiting on a 16” tilted disk to be delivered, **March / April 2024 delivery is anticipated.** 2 weeks of work once received.

**8. Project No. 170045**

Project Name: Airport Infrastructure – AA (American Airlines)  
 Representative: Mary Womble, COT  
 Total Funding: \$ 14,500,000.00  
 Available Funding: \$ 14,500,000.00  
 Design Firm(s): FSB, Allana Buick & Bers Inc.  
 Contractor (s): The Ross Group Corp  
 Start Date: 12.02.2020  
 Completion Date: TBD

- Agreement with list of projects signed by Mayor 12.02.2020
  - Projects:
 

o Tail Slot:	\$ 2,122,396.00	completed 01.08.2019
o Hangar 80 Re-Skin:	\$ 1,497,343.63	100% billed
o AAERO APU:	\$ 2,005,980.69	99.9% billed
o Master Plan	\$ 416,318.92	100% billed
o Plating Shop Roof, MAU	\$ 2,405,000.00	100% billed
o CUP Cooling Tower & Hangar 6 Cooling Tower	\$ 5,925,356.76	<b>100% billed</b>
- Total billed: **\$14,370,196.00** – overall **99.9%** – **02.26.24, \$2,200 balance to bill**

1836 \* 1898

TUL \* USA



CITY EXPERIENCE  
City Design Studio

**9. Project No. 170050**

Project Name: Tulsa Zoo Elephant Exhibit  
Representative: Lindsay Hutchinson, TZMI, Gary Schellhorn, COT  
Total Funding: \$ 25,000,000.00  
Available Funding: \$ 25,000,000.00 (City) + \$7.6M (TZMI) = \$32.6 M  
Design Firm(s): Selser Schaefer Architects dba Narrate  
Construction Manager: Nabholz Construction  
Start Date: 04.04.22  
Scheduled Completion: Spring 2024  
Anticipated Completion: Spring 2024

- Current construction budget is \$32 million.
- \$20M of \$25M was previously allocated for Elephants with remaining \$5M originally allocated for front entrance.
- TZMI has requested remaining \$5M to go towards Elephants, TZMI will fund remaining \$7.8M for Elephants.
- Total budget for Elephants is now \$32,682,000, fundraising is complete.
- TZMI amendment approved by Board the week of 06.05.23 to eliminate cap on TZMI private fundraising, City funding is capped.
- IOT (Improve our Tulsa) 2 to provide \$6M to front entrance in FY25 / FY26.
- Amendment 3 with Nabholz for remaining construction funding identified in the Interlocal agreement approved at 01.17.24 PCSSC, signed by Mayor 01.24.24.
- Construction of the Elephant Barn:
  - The Barn construction is substantially complete.
  - Punch List inspections are being performed and the reports are being submitted to the Contractor for corrections completed.
  - Development Services issued the Certificate of Occupancy 01.09.24.
  - **Barn has been turned over to Zoo for their use.**
  - **Elephants have been transferred to the new Elephant Barn and construction on the existing Elephant Exhibit has begun.**
- Site work:
  - 404 permit work underway for elephant yard, anticipation mid-2024. **ongoing**

**10. Project No. 170055**

Project Name: Langston Healthcare Professions Complex  
Representative: Blake Allen, Flintco, Phil Thomas & Kirby Crain, OSU-LRFP  
Total Funding: \$ 16,250,000.00  
Available Funding: \$ 16,250,000.00  
Design Firm(s): Beck  
Construction Manager: Flintco, LLC  
Start Date: 06.01.2020  
Scheduled Completion: 11.30.2021  
Anticipated Completion: 11.30.2021 (Spring 2023 with all amenities)

- OSU - LRFP (Long Range Facilities Planning) providing project oversight
- Certificate of Occupancy received week of 12.21.21
- Final work to be done includes sealing windows and skylight on existing building.



CITY EXPERIENCE  
City Design Studio

- 2 crews working on exterior sealing and are making good progress.
- Nurse call programming is being finalized.
- Project closeout pending completion of remaining items above, **projected for March / April 2024.**

**11. Project No. 170060**

Project Name: BMX National Headquarters  
 Representative: Ryan O’Neil, Nabholz, Shane Fernandez, BMX  
 Total Funding: \$ 23,000,000.00  
 Available Funding: \$ 23,000,000.00  
 Design Firm(s): Todd Architecture Group  
 Construction Manager: Nabholz Construction  
 Start Date: 06.01.2020  
 Scheduled Completion: 12.09.2021  
 Anticipated Completion: Spring 2022 / Fall 2022

- Funding - Vision (\$15 M), TPA (\$2 M), Hardesty (\$1.5 M), UCAT Vision (\$3.6 M) EDIF (\$900 K) = \$23 M total
- Leasehold with BMX began 03.01.22.
- Rezoning for BMX and Evans entire property completed December 2022
- Plat items:
  - TMAPC held 12.06.23 and approved the BMX Minor Subdivision Plat.
  - **Full-size signed sheets from consultant received by Tulsa Planning Office 02.16.24.** Legal, Public Works, Council and Mayor to sign next, then will go to be filed at courthouse.

**12. Project No. 170065**

Project Name: South Mingo Corridor  
 Representative: Patty Parks, COT  
 Total Funding: \$ 15,000,000.00  
 Available Funding: \$ 15,000,000.00  
 Design Firm(s): Benham Design, LLC (170065), Garver (170065A), Poe (170065B)  
 Contractor: APAC Oklahoma (170065)  
 Start Date: 08.19.2019 (First Phase, 71<sup>st</sup> to 81<sup>st</sup> on Mingo)  
 Scheduled Completion: 10.27.2020  
 Completion: 07.28.22 (First Phase, 71<sup>st</sup> to 81<sup>st</sup> on Mingo)

- First Phase: 71<sup>st</sup> to 81<sup>st</sup> on Mingo (Project 170065) – complete as of 01.31.23
- Second Phase: 91<sup>st</sup> from Mingo to Memorial (Project 170065A)
- Garver is consultant
- 404 permit submitted to USACE on 10.11.21, will get 404 permit before project goes out to bid. Preliminary 404 mitigation cost is approximately \$1.1M
- NWP (Nationwide Permit) approved by USACE 09.12.22, valid until 03.14.26.
- Honey Springs Mitigation Bank credit cost \$973,706.50, agreement signed 12.14.22
- Construction funding in Improve Our Tulsa 2 - \$10.7 million

1836 \* 1898

TUL \* USA



CITY EXPERIENCE  
City Design Studio

- Right-of-way: (20 parcels identified originally: 10 closed, 3 are pending closing, 0 in negotiation, 1 in imminent domain, and 6 removed) and utility work underway. **ongoing**
- Projected construction starts: Winter 2024 – ongoing (after ROW and utility relocates)
- Third Phase: 81<sup>st</sup> to 91 on Mingo (Project 170065B)
- Poe is consultant, Contract fulfilled at 60% plans: contract complete 09.01.2020
- Estimated construction cost is \$ 9 M, does not include ROW or utilities
- Construction funding in 2026 (earliest). Design to be completed at a later date.

**13. Project No. 170070**

Project Name: Public Schools Safety First Initiative  
 Representative: Andy Stroud, COT  
 Total Funding: \$ 14,500,000.00  
 Available Funding: \$ 14,500,000.00  
 Design Firm(s): Lee Engineering, LLC  
 Contractor: R & L Construction (Bid package 4)  
 Start Date: 02.07.23 (Bid package 4)  
 Scheduled Completion: TBD

- Bid package 1, 2 and 3 – complete
- Bid package 4
  - Project consists of signing, pavement marking, sidewalks, drainage improvements, pavement, lighting, and traffic signal improvements at Priority 3, 4, and 5 schools, and bus shelter construction at Priority 1-5 schools.
  - Change Order to reduce number of site and/or scope of work to fit within budget defined by TPS. Bid award on Mayor’s agenda 01.04.23
  - Pre-work held 02.07.23
  - 2 sites left to complete as of 02.13.24, **ongoing**
  - All sites need sealant installed, **ongoing**
  - Contractor to fix some areas that have already cracked or did not meet ADA

**14. Project No. 170080**

Project Name: Citywide Commercial Revitalization  
 Representative: Michelle Barnett and Spencer Mitchell, Partner Tulsa  
 Total Funding: \$ 3,600,000.00  
 Available Funding: \$ 1,454,393.39 remaining  
 Design Firm(s): Place Dynamics, Inc., Medium Giant

- Retail Market Study by Place Dynamics, Inc. (\$125K) completed January 2019
  - Will inform use of Commercial Revitalization fund, as well as assist Route 66 Commission in targeting Route 66 funds
- **Project 1: Business Resilience and Recovery Fund** - \$1.1 million Total.
  - Reimbursement from CARES act dollars is expected to fully fund the Commercial Revitalization Strategy.

1836 \* 1898

TUL \* USA



CITY EXPERIENCE  
City Design Studio

- All funds disbursed (\$1.1million)
- City has received \$531,589.55 as of 07.01.23 in repayments
- **Project 2: Retail Revitalization Revolving Loan Fund** - \$1.5 million Total (formerly Bus Rapid Transit Revolving Loan Fund)
  - \$430,000 loaned to date, \$1,069,800 remaining obligated to loan
- **Project 3: Destination Districts** - \$250K Total.
  - \$32K spent, \$218K left to spend
  - COT administering (Samantha Extnance with Department of City Experience): Greenwood, Route 66, Kendall Whittier, and Global District (formerly International District) (21<sup>st</sup> & Garnett area).
  - Transitioning management of this contract to Samantha.
- **Project 4: Communications Strategy** - \$400K Total.
  - \$100K spent, \$300K left to spend
  - \$100K – Medium Giant media strategy consultant
  - Launch of a \$150K – \$300K marketing campaign paused until Partner Tulsa hires a Director of Retail Recruitment – offers made, no hires yet **ongoing**
  - Once hired, this person will take a comprehensive look at commercial revitalization efforts and the use of remaining funds – planning to have Director hired as candidates can be found **ongoing**

**15. Project No. 170080**

Project Name: Route 66 Beautification & Reinvestment  
 Representative: Dennis Whitaker, COT  
 Total Funding: \$ 3,700,000.00  
 Available Funding: \$ 810,000.00 (\$265K each year through 2028)  
 Design Firm(s): COT staff

- Route 66 Commission and COT staff providing oversight.
- Retail Market Study informed targeted funding uses on corridor
- Uses include marketing, wayfinding, façade grants, neon sign grants and project maintenance.
- 63 neon sign grants in various stages of contracting through installation.
- Total for neon signs: \$1,093,219.47 total costs, \$378,720.40 total grants (totals do not include 2 new signs listed below)
- 2 new neon sign grants: **Mother Road Parking Lot and Red Light Chicken and Toast.**
- “Shop Saturday” monthly event continues **ongoing**
- Legal department pursuing a trademark designation for Tulsa as, “Capital of Route 66”. The U.S. Patent & Trademark Office published notice on 01.02.24 and provided 30 days for comment.
- OK Tourism and ODOT created a standard statewide historic Route 66 marker sign. Approximately 125 locations, signs have been installed by Action Safety Supply, replacement of existing Route 66 signs, project is complete.
- Marketing contract with Undaunted signed 08.10.23, **ongoing.**
- Avery Centennial Plaza: the 28 original bollards are in various declined conditions or missing and will be replaced. Five overstocks will be included for future needs. Park staff will provide the labor for installation. **Project re-bid, bids due 04.03.24.**

1836 \* 1898

TUL \* USA



CITY EXPERIENCE  
City Design Studio

**16. Project No. 170085**

Project Name: Peoria-Mohawk Business Park  
Representative: Josh Miller, GKFF, Cassia Carr, COT  
Total Funding: \$ 10,000,000.00  
Available Funding: \$ 3,860,000.00 remaining  
Design Firm(s): Cedar Creek (no Vision funding)  
Contractor: Crossland Heavy  
Start Date: 10.22.2020 (Bid package 3)  
Scheduled Completion: 10.31.2021 (Bid Package 3)  
Completion: 05.15.22 (packages 1, 2 and 3).

- Bid package 1 – mass grading with earth change permit – completed 04.30.2020
- Bid package 2 – public road and site utilities – completed 09.30.2020
- Bid package 3 – scope is water line, paving, storm and sidewalks / trail for Mohawk Blvd and the Utica cul-de-sac off 36<sup>th</sup> street North
- Crossland change order for time additional work (fencing, sidewalk, retaining walk etc.) \$31K and time given for weather and repair of 30-inch waterline by others. Completed 05.15.22.
- Ribbon cutting for Muncie to be scheduled, delayed due to supply chain issues. Planning to have after Phase II is complete (now in progress) **timing TBD**
- 61.4% of \$10 million has been expended.
- Received comments on the IDP permit from the City week of 01.08.24.
- Comments to be addressed soon and a permit issued February 2024, once comments are received, reviewed and accepted.
- Bidding to occur once permit is issued, **Spring 2024**
- Scope of project includes connecting Utica Ave back out to 36<sup>th</sup> St N, installing both an 8” water and an 8” sanitary sewer main line, storm drainage and a sidewalk extension along Mohawk.

**17. Project No. 170100**

Project Name: Air National Guard 138FW MTC (Mission Training Center)  
Representative: Mary Womble, COT  
Total Funding: \$ 9,400,000.00  
Available Funding: \$ 9,400,000.00  
Design Firm(s): LWPB Architects  
Construction Manager: Crossland Construction Company, Inc.  
Start Date: 07.01.2018  
Scheduled Completion: 07.01.2020 (Building operational)  
Completion: 01.31.2021

- Artist Agreement executed 03.23.23.
- MOU between TAIT, City and TASM executed 04.05.23
- Meeting with stakeholders held 11.30.23, location of art at TASM moved from sidewalk to next to main entry in front of flagpoles to better allow for use of sidewalk (ADA access and moving TASM equipment back and forth on site).





**CITY EXPERIENCE**  
City Design Studio

- Concrete pad to be poured for artist’s bench using art contingency funds.
- **MOU between TAIT, City and TASM to be amended to reflect updated location of art with concrete pad and sidewalk**
- Art bench is **95%** complete (fabrication off-site). Plaque wording being finalized.

**18. Project No. 170145**

Project Name: Vision Arts - Tulsa Arts Commission  
Representative: Juniper Hentz, COT  
Total Funding: \$ 2,250,000.00  
Available Funding: \$ 900,000.00

- 1<sup>st</sup> round of artist grants totaling \$300K, 29 agreements signed by Mayor 09.02.2020
- 2<sup>nd</sup> round of grants totaling \$300K, 33 agreements approved by Mayor 03.03.2021.
- 3<sup>rd</sup> round of grants totaling \$150K, 12 agreements approved by Mayor 06.08.2022
- 4<sup>th</sup> round of grants totaling \$150K (Vision Arts 4) 21 agreements approved by Mayor 08.14.23.
  - Organizations have from 07.01.23 until 06.30.24 to use funding for Eligible Expenses.
- 5<sup>th</sup> round of grants totaling \$150K RFP: 34 responses received 12.22.23
  - IRP (independent Review Panel) names were received by Arts Commission members 01.16.24
  - IRP recommendations scheduled for 03.11.24 Arts Commission meeting, **Mayor to finalize grantee awards, March / April 2024**
  - <https://tulsaplanning.org/docs/visionarts/Vision-Arts-5-Program-Guide.pdf>





**GILCREASE MUSEUM**  
*Thomas Gilcrease Institute of American History and Art*


# Vision Tulsa Gilcrease Museum




## *Weekly Construction Update*




Main building view  
-- Metal panel installation in progress --




East metal panel facade in progress.



LL2 gallery level 5 in progress. Ceiling painting to start soon.



Community room & LL2 painting prep in progress.



West facade stone veneer in progress.



Sky stair installation forthcoming.





**GILCREASE MUSEUM**  
*Thomas Gilcrease Institute of American History and Art*

Issue #84 | March 15th, 2024


# Vision Tulsa Gilcrease Museum




## *Weekly Construction Update*




Interior stone veneer at GL 3 is in progress.




LL1 painting prep in progress.



L2 vista room rough-in, sheet-rock and window frame trim out in progress.



Atrium framing and plywood finishing for sky-stair installation preparation.



LL2 gallery level 5 in progress. Ceiling painting forthcoming.



Prep for loading dock concrete drive in progress.





Issue #84 | March 15th, 2024  
 Vision Tulsa Gilcrease Museum



**GILCREASE MUSEUM**  
*Thomas Gilcrease Institute of American History and Art*

***Weekly Construction Update***

Site Aerial View



(Drone flight:  
2/29/24)

Upcoming Work

- Continue Rough-In for MEP/FP on all LL2-L2
- Continue Interior Sheetrock on LL2-L2
- Continue Elevator (PE1, PE2, Freight) Installations
- Continue Exterior Metal Panel Installation at East
- Continue Stone Veneer on West Facade
- Continue Interior Stone Veneer at GL 3
- Finish Overhead Doors Installation (Interior)
- Install Roof Guardrail System
- Install Sky Stair Structure
- Install Skylight
- Start W06 Window & Glass Installation
- Place Loading Dock Concrete Drive

# Public Safety and Economic Development

**Attendees:**

Kathy Sebert  
Steve King  
Ashley Webb  
Scott Asbjornson  
Paul Hassink  
Deborah McKinney  
Linda Jenkins  
Scott Grizzle  
Maia Treleven





**DATE:** March 12, 2024  
**TO:** STOC Committee  
**FROM:** Mary (Kell) Womble, AIA,  
City Design Studio, Department of City Experience  
**SUBJECT:** PUBLIC SAFETY PROJECT UPDATES

**1. Project No. 067520, 040430-7, and CP 23-13**

Project Name: 815 S Riverside Drive (**Place holder name**)  
Location: 815 S Riverside Drive  
Representative: Blake Ewing, Ellen Ray and Jason Brock, COT  
Total Funding: \$ 6,500,000.00 original funding (\$5M Vision 2025, \$1.5M Sales Tax)  
Available Funding: \$ 4,903,968.71 (Sales tax)  
Design Firm(s): TBD  
Contractor: TBD  
Start Date: TBD  
Anticipated Completion: TBD

- Sharp Development selected 05.05.23 to develop project, later withdrew in August 2023.
- Property report received 01.19.24, needed to determine utility easements (not prepared / ordered as part of previous site development documents).
- Boundary survey **received 03.08.24, provides additional information to Roadside Attraction RFP** (Vision 2025 funds).
- 3 RFPs to be issued **Spring 2024:**
  - Art / Roadside attraction - **\$250,000 budget, RFP in review**
  - Interactive Technology – **budget in development**
  - Overall Site Development – **budget in development**

**2. Project No. 065100, Contract 32**

Project Name: Misc. Electrical, Mechanical Services Citywide  
Representative: Mary Womble, COT  
Available Funding: \$ 37,700  
Design Firm(s): Cyntergy

- Funds to be expended as need arises, on-call services.

**3. Project No. 065100, Contract 31**

Project Name: Misc. Structural Engineering Services Citywide  
Representative: Mary Womble, COT



MEMORANDUM  
DEPARTMENT OF CITY EXPERIENCE

Total Funding: \$ 75,000  
Available Funding: \$ 10,000  
Design Firm(s): Wallace Design Collective

- Funds to be expended as need arises, on-call services.

**4. Project No. SP 22-12A: Municipal Courts Building & SP 22-12B: OTC**

Project Name: ADA Transition Plan - Buildings  
Representative: Jason Brock, COT  
Total Funding: \$ 1,275,000  
Available Funding: \$ 625,000  
Design Firm(s): GH2  
Contractor: TBD  
Start Date: TBD

- Bidding started 02.09.24, **bids to open 03.22.24.**

**5. Project No. 145200**

Project Name: ADA Transition Plan – Hunter Park  
Representative: Jason Brock, COT and Gary Schellhorn, City consultant  
Total Funding: \$1,140,000  
Available Funding: \$ 166,000  
Design Firm(s): McIntosh  
Contractor: TBD  
Start Date: TBD  
Anticipated Completion: TBD

- 95% plans received 08.11.23, revised 95% plans received 09.15.23
- Tree root zone issues to be incorporated into plans, 10.12.23.
- Comments from City to consultant sent back 11.09.23
- Parks reviewing drawings 01.04.24 for feedback to consultant, **ongoing**
- Restroom renovations being considered as part of these upgrades and are under review as of 02.15.24.**

**6. Project No. 145300, SP 22-11, IFB 23-426**

Project Name: Public Facilities – OTC Recarpeting Solar Well Stairs  
Representative: Mary Womble, COT  
Total Funding: \$3,295,000  
Available Funding: \$1,710,000  
PO for carpet: \$ 160,905.68  
Design Firm(s): GH2  
Construction Manager: L&M Office Furniture, LLC  
Start Date: 12.15.23  
Anticipated Completion: March 2024

- Work started 12.15.23



**MEMORANDUM**  
DEPARTMENT OF CITY EXPERIENCE

- Work complete except for elevator cabs carpeting and 7<sup>th</sup> floor south lobby. Additional carpeting needed to complete project – **by end of March 2024 projected, dependent on additional materials delivery.**
- Punch walk to be scheduled for completed items, with follow up for remaining items once materials are received and installed.

**7. Project No. 145400**

Project Name: Public Facilities – Roofing, project numbers below  
 Representative: Max Wells, COT  
 Total Funding: \$ 3,000,000.00  
 Available Funding:  
 Design Firm(s): Cyntergy, LLC, & SGA Design Group, PC  
 Contractor: Various

Location	Project #	Status	Consultant	Funding Source
EMF Roof (Electronics Maintenance Facility)	SP 17-05	Contractor: Lowry Construction Contract amount: \$1,089,999.67. 10.12.23: Working on punch list items, damaged building louvers repair/replacement. 01.08.24: Damaged louvers replaced. Construction complete. Final Payment to Contractor approved 01.31.24.	SGA	IOT-1 (145400) and IOT-2 (2234B00006) Facilities Roofing
Lacy Rec. Center	SP 21-2	Contractor: American Roofing Construction. Contract amount \$481,100.00. Roof has been completed. 10.12.2023: HVAC install complete, punch list working. 12.06.23: walkthrough revealed additional punch list items to be corrected. Project Complete. <b>Contractor’s closeouts submitted 03.05.24.</b>	SGA	TIF (7239000)
TFD Station #23 & #25	SP 17-17, SP 17-18	Contractor: Sooner Recon Contract amount: \$708,135.00. Pre-Construction held 07.14.23. <b>FS #25 near complete</b>	Cyntergy	IOT-2 (2234B00006) Facilities Roofing and IOT-2 (2234B00024)





**MEMORANDUM**  
DEPARTMENT OF CITY EXPERIENCE

FS #23 construction underway				Public Facilities Rehab
Mohawk Admin Bldg	SP 22-15	Contractor: Sooner Recon. Contract amount \$1,072,344.00. Construction Contract executed on 07.19.23. Pre-work held October 2023, Construction continues. <b>Construction complete, awaiting closeout documents.</b>	SGA	TMUA

**8. Project No. SP 21-2**

Project Name: PAC Renovations, Phase 2 Office Renovations  
 Representative: Max Wells, COT  
 Total Funding: \$  
 Available Funding: \$  
 Design Firm(s): Beck Design  
 Contractor (s): Magnum Construction  
 Start Date: 09.18.23  
 Anticipated Completion: TBD

- Construction contract with Magnum executed 06.28.23 for \$870,512.
- Wall framing and gyp board about **85%** installed.
- Ceiling grid installed; **construction ongoing.**
- **Family restroom Substantial Completion inspection held 03.06.24.**

**9. Project No. SP 16-1-1453XX**

Project Name: PAC Renovations  
 Representative: Mary Womble, COT  
 Available Funding: \$ 1,861,694.12 (balance of CEI contract)  
 Design Firm(s): Matrix (closed business late 2022)  
 Contractor: CEI, new contractor to be selected  
 Start Date: TBD  
 Scheduled Completion: TBD

- City filed suit in June 2022 – Case No. CJ-2020-2561
- City served with discovery requests; mediation followed in June 2022
- An updated listing of incomplete and or tasks to be redone was sent by City via mediator on 07.15.22, 08.04.22 and 11.18.22 (no response from CEI’s side)
- One year deadline to suits was 07.08.23.
- City refiled suit against CEI in August 2023 – new case number CJ-2023-2334
- Third party architect requested list of items to review, City provided balance of documents 01.05.24 for third-party architect’s review.
- Third party architect to schedule a visit to inspect 5-10 items, then will set ground rules for full inspection with cost estimate, **visit to be scheduled for week of March 18-22, 2024.**



**MEMORANDUM**  
DEPARTMENT OF CITY EXPERIENCE

**10. Project No. 146240**

Project Name: Tulsa Fire Department Facilities – Rehabilitate garage, training center, storage and supply at 1760-1790 Newblock Drive, HVAC and external building repairs

Representative: Max Wells, COT

Total Funding: \$ 2,000,000

Available Funding: \$ 1,757,000

Design Firm(s): BKL

- Worked with Stormwater Design on flooding issues, 2023.
- Partial design completed 08.11.23, then project halted, TFD to move to Public Safety Center with IOT 3 funding.

**11. Project No. 146120**

Project Name: Tulsa Police Department, Uniform Divisions Renovations

Representative: Max Wells, COT

Total Funding: \$ 3,000,000 plus \$300,000 ADA funding

Available Funding: \$ 2,609,000 plus \$300,000 ADA

Design Firm(s): BKL

Contractor: TBD

Start Date: TBD

Scheduled Completion: TBD

- Pre-mylar plans submitted 07.14.23
- Partial design completed then project halted in August 2023, TPD to move to Public Safety Center with IOT 3 funding.
- **Consultant has revised plans as of 03.11.24 to remove MVD from scope and is preparing final estimate in preparation for bidding.**

**12. Project No. 145500**

Project Name: Animal Shelter Expansion, Phase I & 2

Representative: Max Wells, COT

Total Funding: \$ 13,884,552.29

Available Funding: \$ 13,884,552.29

Design Firm(s): GH2

Construction Manager: Timberlake Construction

Start Date: TBD

Scheduled Completion: TBD

<b>Animal Shelter Expansion Ph 1 &amp; 2 145500</b>		
Project #	PROJECT FUNDING	
145500	IOT Ph-1-Ordinance Amount / Allocated Budget	\$2,750,000.00



**MEMORANDUM**  
DEPARTMENT OF CITY EXPERIENCE

145500	Spent on Crematorium	-\$89,980.00
145600	Transfer from Ventilation Project	\$44,532.29
2234B00007	IOT Ph-2-Ordinance Amount / Allocated Budget	\$2,080,000.00
	ARPA County	\$500,000.00
	ARPA City	\$2,500,000.00
	Supplemental Appropriation Budget Amendment: Fund 405	\$6,100,000.00
<b>Total Project Funding</b>		<b>\$13,884,552.29</b>

- 36<sup>th</sup> Street North and west of Sheridan new site selected March of 2023
- Consultant design review meetings held 05.03.23, 05.17.23, 05.21.23 and 07.26.23.
- 25% plans submitted 07.26.23 and were reviewed and approved.
- Progress meeting held 10.05.23, estimate rejected for incompleteness.
- Interior design presented to user group on 11.07.23.
- Estimate by CM submitted 12.22.23 was over budget.
- Working with City IT and Security for computers, security cameras, access control, etc.
- Value Engineering to bring base project within budget ongoing, regular meetings to review.
- **Consultant submitted 95% construction documents for review and cost estimates on 03.01.24.**

**13. Project No. 146110**

Project Name: Police Academy Renovation / Police Courts / Compstat Building Phase II: Elevators, building envelope and roofing

Representative: **Thomas Chandler, COT**

Total Funding: \$ 4,004,000

Available Funding: \$ 1,096,000

Design Firm(s): BKL

Contractor: Various

Start Date:

Scheduled Completion: TBD

- Facilities Maintenance is coordinating upgrades to facilities:
  - Elevator work complete
  - Additional jail elevator work performed.
  - HVAC renovations – upgrading coils, valves and controls.
  - Plumbing upgrades – replacing galvanized pipe with pex.
  - Interior and exterior lighting
  - Repair of police courts roof due to wind damage
  - **Work ongoing for various projects as maintenance needs arise (03.12.24)**

**14. Project No. SP 16-10-1400XX**

Project Name: EMD Facilities Maintenance & Upgrades

Representative: **Thomas Chandler, COT**

Available Funding: Project 140070: \$ 144,000 balance



MEMORANDUM  
DEPARTMENT OF CITY EXPERIENCE

Available Funding: Project 140080: \$ 820,000 balance  
Design Firm(s): BKL and Cyntergy  
Contractor: Various

- Projects scoping meeting held 01.26.22 – Cyntergy prepared design documents for generator replacement at Newblock, PO processed and sent to vendor.
- New AC unit requested 05.12.22 for 1720 Newblock Parts Room, PO processed for purchase and install.
- EMD requested a new monitoring system for leakage of hydrocarbons, PO being prepared.
- Above ground piping and fuel tank blasting and painting due to corrosion PO being processed.
- **Work ongoing for various projects as maintenance needs arise (03.12.24)**

**15. Project No. SP 21-5, 2234B00006**

Project Name: Citywide Public Facilities - Roofs  
Representative: Max Wells, COT  
Total Funding: \$ 2,400,000  
Available Funding: \$ 400,000  
Design Firm(s): GH2, BKL, JCJ  
Contractor: Lowry

- EMF roof – Construction contract: \$616,909.30
  - 100% complete
- Reed Park Roof Replacement
  - **Preliminary design submittal received from GH2 03.07.24 and is under review.**
- East Yard Water Distribution Satellite Office Roof
  - Bids opened 12.15.23.
  - **TMUA approved bids, contract executed late February 2024.**
  - **Pre-construction conference to be scheduled.**
- AB Jewell Maintenance Building Roof Replacement
  - **Preparing for bidding in February 2024**

**16. Project No. 2234B00008, SP 22-01, R2**

Project Name: OTC and TAE0– Parking Garage Repairs  
Representative: Jason Brock, COT  
Total Funding: \$ 1,000,000  
Available Funding: \$ 275,000  
Design Firm(s): Wallace Design Collective  
Contractor: Impact

- Final coat has been applied by Contractor, 02.01.24.
- **Awaiting closeout documents and final pay as of 02.28.24.**



**MEMORANDUM**  
**DEPARTMENT OF CITY EXPERIENCE**

**17. Project No. 2234B00024**

Project Name: Citywide Public Facilities Rehab / Repair  
Representative: **Thomas Chandler, COT**  
Total Funding: \$ 7,000,000  
Available Funding: \$ 2,610,000

- Facilities Maintenance working with a Heat and Air company to review various sites for HVAC upgrades.
- Replaced 15-ton HVAC unit at Animal Welfare building 07.31.23
- **Work ongoing for various projects as maintenance needs arise (03.12.24)**

**18. Project No. 147150**

Project Name: **Greenwood Cultural Center Facility Rehabilitations**  
Representative: Sam Ray, COT  
Total Funding: \$ 5,340,000 (IOT2)  
Consultant: JCJ / Moody Nolan Architects  
Design Fees: \$128,459.76 (Master Plan) + \$565,076.80 (Design) = \$693,536.56

- Design Kickoff 02.17.22
- Facility assessment and initial scoping was held 03.01.22.
- Master Plan phase report submitted 10.18.22, budget approximately \$2+M over.
- The Greenwood Cultural Center Board privately contracted with the Consultant to perform an expanded Master Plan for their fundraising process: 12 weeks (09.15.23 to 12.08.23).
- Expanded scope concept drawings and cost estimate received 01.12.24.
- GCC Board proposed 16-24 months to raise \$20 million in reduced scope of \$33M+ budget overage at 01.24.24 GCC Board meeting.
- The current design of the facility improvements are on hold until vision and funding items are identified and fundraising goals are established.
- **GCC Board developing fundraising plan and strategy, the goal is to update City by end of March 2024.**

**Tulsa Fire Department  
Sales Tax/Bond Projects Report  
03/06/2024**

Mike Mallory  
Physical Resource Chief  
Office 918-596-1230  
Mobile 918-527-0262  
mmallory@cityoftulsa.org

**Two Specified Ladders**

P.O. #220464

Combined Total of \$2,975,905.94      Funded by IOT-2

The two new aerials were inspected the week of December 18th and were delivered to Tulsa on December 29<sup>th</sup>. Both Ladders will begin the process of being prepared for service. Fire Companies are finishing up their training with the expectation of placement into service as soon as we receive the license plates and fuel keys from EMD.



**Eight Engines**

P.O. 221308

Combined Total of 7,210,986.16      Funded by ARPA

Funded through ARPA, Eight Engines were ordered from Pierce Manufacturing on 1/26/2022. A pre-construction meeting is likely to be scheduled at the manufacturing facility during the same week as the final inspection of the two ladders in late October 2023. Completion in the manufacturing process is expected in late spring or early summer 2024. Personnel are currently at the manufacturing facility for pre-construction of the apparatus. The apparatus are expected to be completed in late spring or early summer of 2024. No new activity

**Two Aerials**

P.O. 221309

Combined Total of \$3,077,455.08                      Funded by ARPA and IOT-2

Funded through ARPA, the two Ladders were ordered with the Engines from Pierce Manufacturing on 1/26/2022. Delivery is expected in the summer of 2024. Personnel are currently at the manufacturing facility for pre-construction of the apparatus. The apparatus are expected to be completed in late spring or early summer of 2024. No new activity.

**Technical Heavy Rescue**

P.O. 232194

Estimate \$2,006,959.45                                      Funded by SAFER savings

Delivery is expected in February of 2026. No new activity.

**Extended Cab Air Trucks**

P.O. 232195

Estimated Total \$689,858.66                              Funded by SAFER savings

Two F-550 extended cab 4x4 mini-rescue body Air Trucks.

Delivery is expected in December 2025. No new activity.

**HazMat Air Truck (Small)**

P.O. 240318

Estimate \$367,274.41                                      Funded by IOT-2

One F-550 crew cab 4x4 mini-rescue body HazMat Air Truck

Delivery is expected in June 2026. No new activity.



**Stock Heavy Rescue Truck for HazMat (Full Size)**

Requisition 20241090

P.O. 241129

Estimate \$758,619.41

Funded by IOT-2


Pierce Saber Cab Heavy-Duty Rescue (HDR) without equipment.

Awaiting a P.O. 241129

Expected delivery March 2024

The apparatus is in production at the Bradenton, Florida manufacturing plant. Unlike apparatus being produced in Appleton, WI, photographs of the construction are not readily available. The attached is an image from the graphics approval documents.

The apparatus is nearing completion and may be delivered in the next 60 days.



**Four Stock Engines**

Requisition 20241097

P.O. 241130

Combined Estimate \$3,629,403.04

Funded by IOT-2 plus \$906,036.94 from

SAFER savings

Pierce Enforcer Cab Pumpers without equipment

Awaiting a P.O. 241130

Expected delivery December 2024

No new activity

**Stock Mid-Mount Aerial Platform**

Requisition 20241088

P.O. 241128

Estimate \$2,160,811.97

Funded by IOT-2

Pierce Enforcer Cab 100-ft. mid-mount aerial platform

Awaiting a P.O. 241128

Expected delivery December 2024

No new activity



# **INTEROFFICE CORRESPONDENCE**

**TO:** Sales Tax Oversight Committee (STOC)  
**FROM:** Deputy Chief Dennis L. Larsen  
**DATE:** March 12, 2024  
**SUBJECT:** Tulsa Police Fleet Activity



## **Fiscal Year 2024 Tulsa Police Fleet Vehicles**

- 58** New Ford Police Interceptors have been ordered for FY24.
- 28** Have been received.
- 26** Have been outfitted and placed into service.
- 2** Are still being outfitted.
  
- 11** Ford F150 Trucks ordered, all **11** have been and received and placed in service.
  
- 1** Ford F250 Truck has been ordered for the Explosive Detection K9 Unit. It has been received and is being outfitted.
  
- 1** Ford Transit Van ordered. It has been received and placed into service.
  
- 3** Police Motorcycles have been ordered and received. They are currently being outfitted for assignment to the Motorcycle unit.

**Police 1 – Tail Number: N301TP** –

The 2013 Airbus AS350B2 was sold with the transaction occurring the last week of January 2024

**Police 2 – Tail Number: N302TP** – 2019 Airbus AS350B3 and is fully operational.

**New helicopter:** City of Tulsa Purchase Order **231494** was issued on December 22, 2022, for a 2023 Airbus H125. This aircraft will replace our current Police 1, the 2013 Airbus AS350B2 listed above. It has been built and is being outfitted in Louisiana for TPD. The projected delivery is by March 2024.



# Parks

NO REPORT WAS RECEIVED FOR MARCH 2024

**Attendees:**

Kathy Sebert  
Steve King  
Ashley Webb  
Scott Asbjornson  
Paul Hassink  
Deborah McKinney  
Linda Jenkins  
Scott Grizzle  
Maia Treleven



# Sewer, Stormwater, and Transportation

**Attendees:**

Kathy Sebert

Steve King

Linda Jenkins

Mareo Johnson

James Deming

Ashley Webb

Deborah McKinney

Maia Treleaven

Scott Asbjornson





CITY OF TULSA, OKLAHOMA  
 SALES TAX OVERVIEW COMMITTEE  
 TRANSPORTATION PROJECTS STATUS REPORT

Design & Construction as of:

02/01/24

DESIGN							CONSTRUCTION				
Budget Number	Project Description	Estimated Start Date	Currently Anticipated Completion Date	Engineer	Contract Amount	Pct Compl	Adv or Contract Award Date	Currently Anticipated Completion Date	Contractor	Contract Amount	Pct Compl
<b>FUND 405 - SALES TAX FUND (2014)</b>											
<b>144017</b>	<b>Arterial Street Rehab</b>										
a	Charles Page Blvd. - 33rd W. Ave. to 25th W. Ave.	Jun-15	Sep-17	Garver	\$206	90%			Tri-Star	\$975	
b	49th W. Ave. - Edison St. to Charles Page Blvd.	May-18	Apr-19	CEC	\$165	85%					
c	Utica Ave. - Pine St. to Admiral Blvd.	Nov-15	Apr-16	CEC	\$528	85%	Mar-24				
d	Lewis Ave. - 36th St. N. to Apache St.	Jun-18	Dec-18	Cyntergy	\$118	95%					
e	Southwest Blvd. - W. 23rd St. to W. 31st St.	Dec-16	Sep-17	Dewberry/Poe	\$300	100%	Jul-22	Mar-24	Becco	\$7,097	97%
f	Southwest Blvd. - W. 31st St. to W. 40th St.	Dec-16	Sep-17	Dewberry/Poe	\$315	100%	Jul-22	Mar-24			
g	Union Ave. - Southwest Blvd. to W. 41st St.	May-15	Sep-17	Dewberry/COT	\$158	90%					
h	Union Ave. - W. 51st St. to W. 61st St	Jun-15	Aug-17	Garver	\$157	100%	Jan-21	Aug-21	Ellsworth	\$1,598	100%
i	Riverside Dr. - Joe Creek to 81st St.	Jan-17	Oct-17	CGA	\$53	100%	Jul-18	Sep-18	Becco	\$787	100%
j	Pine St. - Harvard Ave. to Yale Ave.	May-18	Apr-19	Benham	\$289	94%					
k	Admiral Pl. - Lewis Ave. to Harvard Ave.	Jan-18	Aug-18	BKL	\$253	95%					
l	Admiral Pl. - Harvard Ave. to Yale Ave.	Nov-16	Jul-17	Poe	\$325	95%	Feb-21	May-22	Ellsworth	\$4,177	100%
m	Sheridan Rd. - Apache St. to Pine St.	Nov-15	Sep-17	AAB	\$156	90%					
n	Mingo Rd. - 46th St. N. to 36th St. N.	Aug-15	Apr-16	McClelland	\$241	100%	Oct-17	May-18	Becco	\$3,743	100%
o	Mingo Rd. - 36th St. N. to Pine St.	Nov-16	Nov-17	McClelland	\$727	100%	Mar-19	Sep-21	Becco	\$8,435	100%
p	Mingo Rd. - Admiral Blvd. to 11th St.	Oct-18	Aug-09	Wallace	\$89	100%	Nov-21	Sep-22	Ellsworth	\$1,187	100%
q	11th St. - 89th E. Ave. to Mingo Rd.	Feb-15	Nov-15	CEC	\$162	100%	Apr-19	Oct-19	Ellsworth	\$1,631	100%
r	15th St. - Peoria Ave. to Lewis Ave.	May-15		Garver	\$248	100%	Sep-19	Nov-20	Crossland	\$3,094	100%
s	15th St. - Lewis Ave. to Harvard Ave.	Jan-17	Oct-17	Garver	\$302	90%	Jul-24				
t	Peoria Ave. - Admiral Blvd. to 11th St.	May-18	Feb-19	MARQUARDT	\$214	90%					
u	Peoria Ave. - 11th St. to 21st St.	Feb-16	Nov-16	MARQUARDT	\$252	85%					
v	Utica Ave. - Admiral Blvd. to 11th St.	Nov-19	Aug-20	C&K	\$317	96%					
w	Utica Ave. - 11th St. to 15th St.	Dec-16	Jul-17	BKL	\$224	90%					
x	Harvard Ave. - 15th St. to 21st St.	Sep-19	Jul-20	Garver	\$245	90%					
y	Harvard Ave. - 21st St. to 31st St.	Apr-18	Apr-19	Poe	\$469	98%					
z	21st St. - Yale Ave. to Sheridan Rd.	May-18	Mar-19	CEC	\$259	98%			Becco	\$2,437	
aa	31st St. - Yale Ave. to Sheridan Rd.	Aug-19	May-20	Garver	\$237	80%					
ab	31st St. - Riverside Dr. to Peoria Ave.	Jun-15	Aug-16	Walter P Moore	\$131	100%	Sep-17	Jan-18	Tri-Star	\$1,449	100%
ac	41st St. - Sheridan Rd. to Memorial Dr.	Apr-18	Jan-19	CGA	\$262	90%					
ad	Memorial Dr. - 21st St. to 31st St.	Nov-15	Jun-16	BKL	\$289	100%	Jul-19	Oct-21	Grade Line	\$5,086	100%
ae	51st St. - Mingo Rd. to Garnett Rd.	Apr-18	Jun-19	Garver	\$234	90%					

CITY OF TULSA, OKLAHOMA  
 SALES TAX OVERVIEW COMMITTEE  
 TRANSPORTATION PROJECTS STATUS REPORT

Design & Construction as of:

02/01/24

DESIGN							CONSTRUCTION				
Budget Number	Project Description	Estimated Start Date	Currently Anticipated Completion Date	Engineer	Contract Amount	Pct Compl	Adv or Contract Award Date	Currently Anticipated Completion Date	Contractor	Contract Amount	Pct Compl
af	71st St. - Memorial Dr. to Mingo Rd.			COT		100%	Apr-21	Jun-22	Crossland	\$2,228	100%
ag	91st. St. - Mingo Rd. to Hwy 169.			COT/Poe		100%	May-20	Aug-20	Becco		100%
ah	Memorial Dr. - 81st St. to 91st St.	Sep-17	Mar-18	Marquardt	\$129	100%	Mar-21	Jan-22	Crossland Heavy	\$2,987	100%
ai	Memorial Dr. - 91st St. to Creek Tpk.	Jun-15	Dec-15	Marquardt	\$58	100%	Mar-21	Jan-22	Crossland Heavy		100%
aj	Sheridan Rd. - 91st St. to 101st St.	Apr-18	Jun-19	HUB	\$84	95%	Oct-23				
ak	51st St. - Pittsburg Ave. to Yale Ave.	Jan-16	Sep-16	Schemmer	\$74	100%	Dec-18	May-19	Ellsworth	\$926	100%
al	Harvard Ave. - 41st St. to 51st St.	Apr-18	Dec-18	PEC	\$236	90%	Feb-24				
am	36th. St. N. - Mingo Rd. to Hwy 169	Jun-18	Apr-19	K-H	\$301	100%	Jan-23	Jul-23	TriStar	\$4,739	100%
ao	Downtown Arterial Streets	May-15	Aug-15	Poe	\$923	70%					
	Phase 1 - 1st Street		Apr-16	Poe		95%	Aug-17	Jan-18	Crossland	\$1,493	100%
	Phase 2 - 5th Street		Aug-16	Poe		95%	Nov-17	Jul-18	Tri-Star	\$1,735	100%
	Phase 3 - 6th Street South		Mar-16	Poe		100%	Oct-16	Mar-17			100%
	Phase 4 - Boulder/1ST to 10th		May-17	Poe		95%	Jan-19	Apr-20	Becco	\$4,415	100%
ao	Phase 5 - 6th Street / 7th Street		Jul-17	Poe		100%	Apr-20	Feb-21	Crossland	\$4,663	100%
ao	Phase 6A - Detroit / 8th Street		Aug-17	Poe		95%	Oct-22	Aug-23	Crossland Heavy	\$4,146	100%
ao	Phase 6B - 7th Street			Poe		95%					
ao	Phase 7 - Cheyenne		Jan-18	Poe		95%					
ap	Pine St. & MLK Jr. Blvd Intersection	May-08	Feb-19	CP&Y	\$117	98%					
aq	Pine St. & Peoria Ave. Intersection	Jun-17	Jun-18	Schemmer	\$135	80%					
ar	Pine St. & Lewis Ave. Intersection	Mar-17	Aug-17	Wallace	\$75	100%	Jan-21	Jun-21	Gradeline	\$1,598	100%
as	41st St. & Union Ave. Intersection	May-15	Sep-19	Dewberry/COT	\$158	99%					
at	51st St. & Union Ave. Intersection			Garver		100%			ODOT		100%
au	46th St. N. & Mingo Rd. Intersection	Aug-15	Apr-16	McClelland	\$241	100%	Oct-17	Oct-18	Becco		100%
av	36th St. N. & Mingo Rd. Intersection	Nov-16	Nov-17	McClelland	\$727	100%	Aug-19	Sep-21	Becco		100%
aw	Admiral Blvd. & Lewis Ave. Intersection	Dec-17	Aug-18	BKL	\$250	95%					
ax	11th St. & Utica Ave. Intersection	Dec-16	Jul-17	BKL	\$224	90%					
ay	21st St. & Peoria Ave. Intersection			MARQUARDT		85%					
az	21st St. & Memorial Dr. Intersection	Nov-15	Apr-16	BKL	\$289	100%	Jul-19	Jul-21	Gradeline		100%
ba	51st St. & Mingo Rd. Intersection	Apr-18	Mar-19	Garver	\$234	90%					
bb	71st St. & Sheridan Rd. Intersection	Mar-17	Nov-17	Cytergy	\$99	95%					
bc	61st St. & Sheridan Rd. Intersection	Jun-15	Aug-16	CGA	\$105	100%	Jan-17	Jun-17	Becco	\$5,889	100%
bd	71st St. & Memorial Dr. Intersection			COT		100%	Apr-21	Jan-22	Crossland		100%
be	81st St. & Memorial Dr. Intersection	May-17	Dec-17	Benham		100%	Jun-21	Jan-23	Becco	\$13,875	100%
bf	61st St. & Yale Ave. Intersection	Dec-16	Aug-17	C&K	\$77	100%	Mar-21	Aug-21	Crossland	\$1,747	100%
144020	Citywide Non-Arterial Routine and Preventive Maintenance			C&K		100%			Crossland		

CITY OF TULSA, OKLAHOMA  
 SALES TAX OVERVIEW COMMITTEE  
 TRANSPORTATION PROJECTS STATUS REPORT

Design & Construction as of:

02/01/24

DESIGN							CONSTRUCTION				
Budget Number	Project Description	Estimated Start Date	Currently Anticipated Completion Date	Engineer	Contract Amount	Pct Compl	Adv or Contract Award Date	Currently Anticipated Completion Date	Contractor	Contract Amount	Pct Compl
144101	Widen Yale Avenue, 81st St. to 91st Street South	Jun-15	Jul-17	Benham	\$600	100%	Oct-21	Apr-24	Becco	\$29,257	92%
144102	Widen 81st Street South, Sheridan Road to Memorial Drive	Sep-16	May-18	Benham	\$950	100%	May-21	May-23	Becco	\$13,875	100%
144103	Widen Yale Avenue, 96th St. South to 101st St. South	Aug-16	Jul-17	CEC	\$200	100%	Mar-20	Jan-22	Becco	\$8,752	100%
144104	Widen Riverside Drive, 24th to 33rd Place South	Jun-14	Mar-15	HNTB	\$1,600	100%	Aug-15	Feb-17	Becco	\$14,999	100%
144105	Widen 25th W. Ave., Edison to Apache (design)	Apr-21		Poe		90%					
144108	Widen Pine Street, Mingo to U.S. 169 (design)	Jun-23	Apr-24	Garver	\$439	78%					
144120	Gilcrease Expressway Local Match										
144063	Bridges - Replacement and Rehabilitation Programs										
a	Bridge No. 275 - 10100 E. 36th St. N.	Jun-18	Dec-19	K-H		80%					
b	Bridge No. 185 - 4000 N. Hartford Ave.		Jun-18	Cowen		100%	Oct-18	Mar-19	Grade Line	\$2,346	100%
c	Bridge No. 285 - 1900 W. 43rd St.		Jun-18	Cowen		100%	Oct-18	Mar-19	Grade Line	\$2,346	100%
d	Bridge No. 232 - 3600 S. Southwest Blvd.		Jun-18	Cowen		100%	Oct-18	Mar-19	Grade Line	\$2,346	100%
e	Bridge No. 181 - 300 N. Garnett Rd.		Jun-18	Cowen		100%	Oct-18	Mar-19	Grade Line	\$2,346	100%
f	Bridge No. 204A - 200 S. Mingo Rd.		Jun-18	Cowen		100%	Oct-18	Mar-19	Grade Line	\$2,346	100%
g	Bridge No. 250 - 11200 E. 11th St.	Jun-15	Dec-15	Cowen	\$39	100%			Becco	\$693	100%
h	Bridge No. 247 - 9200 E. 11th St.	Jun-15	Dec-15	Cowen	\$39	100%			Becco	\$693	100%
i	Bridge No. 239 - 2600 S. Yorktown Ave.		Jun-18	Cowen		100%	Oct-18	Mar-19	Grade Line	\$2,346	100%

CITY OF TULSA, OKLAHOMA  
 SALES TAX OVERVIEW COMMITTEE  
 TRANSPORTATION PROJECTS STATUS REPORT

Design & Construction as of:

02/01/24

DESIGN							CONSTRUCTION				
Budget Number	Project Description	Estimated Start Date	Currently Anticipated Completion Date	Engineer	Contract Amount	Pct Compl	Adv or Contract Award Date	Currently Anticipated Completion Date	Contractor	Contract Amount	Pct Compl
j	Bridge No. 311 - 3900 S. 90th E. Ave.		Jun-18	Cowen		100%	Oct-18	Mar-19	Grade Line	\$2,346	100%
k	Bridge No. 401 - 3800 S. Memorial Dr.	Jun-15	Dec-15	Cowen	\$39	100%	Sep-19	Feb-20	Becco	\$693	100%
l	Bridge No. 310 - 2750 S. 90th E. Ave.		Jun-18	Cowen		100%	Oct-18	Mar-19	Grade Line		100%
m	Bridge No. 254 - 8330 E. 14th St.		Jun-18	Cowen		100%	Oct-18	Mar-19	Grade Line		100%
n	Bridge No. 403 - 4400 S. Memorial Dr.	Jun-15	Jan-16	Cowen	\$39	100%	Sep-19	Feb-20	Becco	\$693	100%
o	Bridge No. 402 - 4200 S. Memorial Dr.	Nov-15	Jun-16	Cowen	\$62	100%	Jul-18	Oct-18	Crossland	\$274	100%
p	Bridge No. 307 - 2900 S. 87th E. Ave.		Jun-18	Cowen		100%	Oct-18	Mar-19	Grade Line	\$2,346	100%
q	Bridge No. 266 - 13700 E. 28th St.		Jun-18	Cowen		100%	Oct-18	Mar-19	Grade Line	\$2,346	100%
r	Bridge No. 262 - 19200 E. 21st St.	Jun-15	Dec-15	Cowen	\$39	100%	Sep-19	Feb-20	Becco	\$693	100%
s	Bridge No. 333 - 1300 S. 177th E. Ave.	Jun-20	Oct-21	CP&Y		100%	Jan-22	Oct-22	Grade Line	\$503	100%
t	Bridge No. 316 - 3800 S. 93rd E. Ave.		Jun-18	Cowen		100%	Oct-18	Mar-19	Grade Line	\$2,346	100%
u	Bridge No. 209 - 3000 N. Mingo Rd.	Nov-16	Nov-17	K-H	\$727	100%					

CITY OF TULSA, OKLAHOMA  
 SALES TAX OVERVIEW COMMITTEE  
 TRANSPORTATION PROJECTS STATUS REPORT

Design & Construction as of:

02/01/24

DESIGN							CONSTRUCTION				
Budget Number	Project Description	Estimated Start Date	Currently Anticipated Completion Date	Engineer	Contract Amount	Pct Compl	Adv or Contract Award Date	Currently Anticipated Completion Date	Contractor	Contract Amount	Pct Compl
v	Bridge No. 352 - 12300 E. State Farm Blvd.	Nov-16	Nov-17	Cowen	\$177	100%	Jul-18	Apr-19	Grade Line	\$2,346	100%
w	Bridge No. 226 - 8200 S. Pittsburg Ave.		Jun-18	Cowen		100%	Jul-18	Apr-19	Grade Line	\$2,346	100%
x	Bridge No. 222 - 3200 S. Peoria Ave.	May-18	Jul-19	Garver	\$227	100%	Nov-21	Jun-22	Tri-Star	\$2,275	100%
y	Bridge No. 166 - 3200 S. Cincinnati Ave.		Jun-18	Cowen	\$177	100%	Jul-18	Apr-19	Grade Line	\$2,346	100%
z	Bridge No. 210 - 5600 S. Harvard Ave.	Jun-15	Dec-15	Cowen	\$39	100%	Sep-19	Feb-20	Becco	\$693	100%
aa	Bridge No. 194 - 5300 S. Louisville Ave.		Jun-18	Cowen		100%	Jul-18	Apr-19	Grade Line	\$2,346	100%
ab	Bridge No. 217 - 5300 S. New Have Ave.		Jun-18	Cowen		100%	Jul-18	Apr-19	Grade Line	\$2,346	100%
144094	ODOT Rehabilitation and Replacement Program										
144003	Citywide guardrail replacement										
144004	Citywide traffic signalization										
144005	Roadway, pedestrian, and decorative lighting replacement										
144006	Signing, pavement marking and delineation										
144007	Traffic calming										
144008	Traffic signal installation, modification, and safety improvements										
144009	Traffic signal pole replacement										
144010	Creek Turnpike Trail pedestrian bridge over Memorial Dr. (\$200,000 for study only)										
144011	GPS emergency vehicle preemption system (approx. 30 intersections)										
144109	Citywide ADA Transition Plan Implementation (Minimum for 30-Year Schedule - High and Medium Priority Needs)	Feb-16	Aug-18	BKL	\$639	90%					
	ADA Transition Plan - Package #1		Sep-17	BKL		100%	Mar-20	Nov-20	Daris	\$1,642	100%
	ADA Transition Plan - Package #2			BKL		100%			Crossland		100%
	ADA Transition Plan - Package #3		Mar-23	BKL		100%	Mar-24				

CITY OF TULSA, OKLAHOMA  
 SALES TAX OVERVIEW COMMITTEE  
 TRANSPORTATION PROJECTS STATUS REPORT

Design & Construction as of:

02/01/24

DESIGN							CONSTRUCTION				
Budget Number	Project Description	Estimated Start Date	Currently Anticipated Completion Date	Engineer	Contract Amount	Pct Compl	Adv or Contract Award Date	Currently Anticipated Completion Date	Contractor	Contract Amount	Pct Compl
	ADA Transition Plan - Package #4			BKL		90%					
	ADA Transition Plan - Package #5			BKL		1%					
<b>144093</b>	Citywide Matching Funds										
<b>144018</b>	Bicycle/Pedestrian Master Plan Implementation										
<b>144019</b>	IDL Entrance Rehabilitation (1st, 7th, and 8th Streets; signals at 1st and Greenwood)	see ao 144017		Garver	\$1	100%			Crossland		100%
<b>TOTAL FUND 405 INCOMPLETE PROJECTS</b>											
<b>FUNDS 4270-4276 - 2014 STREETS GENERAL OBLIGATION BOND</b>											
<b>Streets, Expressways, Sidewalks, Traffic Calming</b>											
Arterial Street Rehabilitation and Citywide Projects:											
144200	36th St. - N. MLK Jr. Blvd. to Peoria Ave.	Jun-15	Mar-20	PEC	\$232	90%	Sep-21	Feb-24	Ground Level	\$4,895	98%
144201	Apache St. - MLK Jr. Blvd. to Peoria Ave.	Nov-14	Aug-15	MESHEK	\$267	100%	Mar-19	Nov-19	Crossland	\$3,380	100%
144202	Apache St. - Peoria Ave. to Lewis Ave.	Aug-16	Mar-17	C&K	\$500	98%					
144203	W. 41st St. S. - 41st W. Ave. to S. 33rd W. Ave.	Sep-14	Aug-15	DEWBERRY/COT	\$175	95%	Mar-22	Dec-23	Grade Line	\$3,692	89%
144204	S. 33rd W. Ave. - 41st St. to 51st St.	Sep-14	Aug-15		\$275	95%					
144205	Apache St. - Lewis Ave. to Harvard Ave.	Sep-14	Sep-15	GUY	\$210	92%	Apr-22	Feb-23	Becco	\$3,987	100%
144206	11th St. - Peoria Ave. to Utica Ave.	Nov-14	Nov-15	BKL	\$185	100%	Mar-20	Jan-21	Becco	\$2,343	100%
144207	11th St. - Lewis Ave. to Harvard Ave.	Jun-16	Mar-17	BKL	\$205	85%					
144208	11th St. - Sheridan Rd. to Memorial Dr.	Nov-14	Nov-15	BKL	\$180	95%	Feb-22	Dec-22	Becco	\$3,227	100%
144209	21st St. - Garnett Rd. to 129th E. Ave.	Dec-14	Jul-15	GARVER	\$235	100%	Oct-20	Aug-21	Becco	\$4,079	100%
144210	21st St. - 129TH East Ave. Intersection	Dec-14	Jul-15	GARVER	\$156	100%	Oct-20	Aug-21	Becco		100%
144211	41st St. - Garnett Rd. to 129th E. Ave.	Feb-16	Oct-16	BKL	\$102	95%	Mar-19	Aug-19	Ellsworth	\$1,610	100%
144212	51st St. - Sheridan Rd. to Memorial Dr.	Dec-14	Feb-16	LEIDOS	\$148	95%	Sep-17	Jan-18	Becco	\$973	100%
144213	91st St. - Harvard Ave. to Yale Ave.		May-19	CEC	\$177	95%					
144214	Sheridan Rd. - 81st St. to 91st St.	101/14	Jun-15	POE	\$136	95%	Oct-16	Mar-17	Crossland	\$1,509	100%
144215	Peoria Ave. - 41st St. to 51st St.	Dec-16	Aug-17	MARQUARDT	\$340	95%	Feb-23	Sep-24	Becco	\$3,082	49%
144216	41st St. - Lewis Ave. to Harvard Ave.	Oct-14	Aug-15	CEC	\$275	95%	Apr-21	Jul-22	Crossland	\$5,653	100%
144217	Apache St. & Harvard Ave. Intersection	Sep-14	Sep-15	GUY	\$176	95%	Apr-22	Feb-23	Becco	\$3,987	100%
144218	41st St. & Lewis Ave. Intersection	Oct-14	Aug-15	CEC	\$210	95%	Apr-21	Jul-22	Crossland		100%

CITY OF TULSA, OKLAHOMA  
 SALES TAX OVERVIEW COMMITTEE  
 TRANSPORTATION PROJECTS STATUS REPORT

Design & Construction as of:

02/01/24

DESIGN							CONSTRUCTION				
Budget Number	Project Description	Estimated Start Date	Currently Anticipated Completion Date	Engineer	Contract Amount	Pct Compl	Adv or Contract Award Date	Currently Anticipated Completion Date	Contractor	Contract Amount	Pct Compl
144309	Citywide - Arterial Rehabilitation										
144110	Citywide - Arterial Sidewalk Improvements										
144020	Citywide - Arterial Routine and Preventive Maintenance										
144093	Citywide Matching Funds										
193140000Z	Mingo Creek Trail - 41st to 51			RL Shears		100%	Feb-19	Jul-19	Crossland		100%
144094	ODOT Rehabilitation and Replacement Program										
	Non-Arterial Rehabilitaiton and Citywide Projects.										
144111	Maintenance Zone 1001:	May-15	Feb-16	MAR / ARB	271 / 284	95%	Feb-22	Jun-24	Gradeline	\$8,291	78%
144106	Maintenance Zone 1006:	Sep-14	Jun-15	TETRA-TECH	\$356	95%	Apr-19	Oct-19	Ellsworth	\$2,585	100%
144107	Maintenance Zone 1007:	Oct-14	Apr-15	Cytergy	\$56	95%	Nov-18	Jan-21	Becco		100%
144168	Maintenance Zone 1068:	Sep-16	Sep-17	TEP / Cowan	152./168.	95./95%					
144173	Maintenance Zone 1073:	Oct-14	Jul-15	COWAN	\$49	100%	Jul-17	Nov-17	PCSI	\$437	100%
144176	Maintenance Zone 1076:	Nov-14	Jul-15	MEHLBURGER	\$269	95%	Jan-19	Oct-19	Crossland	\$2,387	100%
144199	Maintenance Zone 1099:	Jun-15	Dec-15	CP&Y	\$259	95%	Apr-21	Apr-22	Ellsworth	\$2,343	100%
144153	Maintenance Zone 1153:	Sep-14	Jun-15	POE	\$334+	95%	Jul-23	Mar-24	Crossland Heavy	\$4,784	55%
144157	Maintenance Zone 1157 N:	Sep-14	Jun-15	BKL	\$302	100%	May-18	Feb-19	Ellsworth	\$3,195	100%
144158	Maintenance Zone 1157 S:	Jun-15	Mar-16	SKW	\$210	100%	Oct-19	May-20	Crossland	\$2,493	100%
144255	Maintenance Zone 2055:	Sep-14	Jun-15	ALEXANDER	\$101	100%	Sep-16	Jan-17	Crossland	\$1,049	100%
144256	Maintenance Zone 2056:	Nov-14	Jul-15	ROSENBAUM	\$113	99%	Dec-16	Apr-17	Becco	\$1,030	100%
144264	Maintenance Zone 2064:	Sep-14	Mar-15	MARQUARDT	\$129	95%	Mar-17	Feb-18	Becco	\$1,193	100%
144265	Maintenance Zone 2065:	Sep-14	Mar-15	TEP	\$81	95%	Sep-16	Jan-17	TriStar	\$838	100%
144219	Maintenance Zone 2119:	Oct-14	Jul-15	OJC	\$39	99%	Dec-16	Apr-17	Elliot	\$462	100%
144225	Maintenance Zone 2125:	Nov-14	Aug-15	WALLACE	\$179	100%	Apr-19	Jan-20	Becco	\$2,189	100%
144226	Maintenance Zone 2126:	Oct-14	Jun-15	KEITHLINE	\$36	95%	Nov-16	Feb-17	Ellsworth	\$310	100%
144230	Maintenance Zone 2130:	Oct-14	Aug-15	MESHEK	\$270	95%	Oct-20	Nov-21	Becco	\$3,485	100%
144303	Maintenance Zone 3003:	Oct-14	May-15	CENTERGY	\$93	95%	Jan-17	Apr-17	Crossland	\$807	100%
144304	Maintenance Zone 3004:	Sep-14	Mar-15	MARQUARDT	\$166	95%	Sep-17	Mar-18	Crossland	\$1,449	100%
144310	Maintenance Zone 3010:	May-15	Jan-16	K-H	\$544	90%					
144311	Maintenance Zone 3011:	Jun-16	Jun-17	POE	\$656	100%	Aug-20	Sep-21	Crossland Heavy	\$7,603	100%
144317	Maintenance Zone 3017:	Oct-17	Jul-18	CGA	\$324	96%					
144318	Maintenance Zone 3018:	Oct-14	May-15	SCHEMMER	\$44	100%	Mar-17	Jan-18	Becco	\$484	100%
144320	Maintenance Zone 3020:	Aug-16	May-17	AAB	\$345	80%					
144380	Maintenance Zone 3080:	Oct-14	Mar-15	CP&K	\$19	95%		Jan-16	Crossland	\$176	100%
144413	Maintenance Zone 4013:	Sep-14	Apr-15	LEIDOS	\$512	90%	Jun-24				
144415	Maintenance Zone 4015:	Oct-14	May-15	EST	\$80	90%		Feb-19	Becco	\$641	100%
144421	Maintenance Zone 4021:	Jul-16	Apr-17	CEC	\$343	96%	Oct-23	Jul-24	Crossland Heavy	\$2,908	48%
144430	Maintenance Zone 4030 :	Oct-14	Jun-15	AAB	\$151	95%	Mar-18	Dec-18	Becco	\$1,928	100%

CITY OF TULSA, OKLAHOMA  
 SALES TAX OVERVIEW COMMITTEE  
 TRANSPORTATION PROJECTS STATUS REPORT

Design & Construction as of:

02/01/24

DESIGN							CONSTRUCTION				
Budget Number	Project Description	Estimated Start Date	Currently Anticipated Completion Date	Engineer	Contract Amount	Pct Compl	Adv or Contract Award Date	Currently Anticipated Completion Date	Contractor	Contract Amount	Pct Compl
144431	Maintenance Zone 4031:	May-15	Feb-16	GARVER	\$576	95%	Nov-22	Apr-24	Crossland Heavy	\$10,082	100%
144467	Maintenance Zone 4067 phase 1	Oct-14	Jun-15	GUY	\$344	100%	Jan-20	Aug-20	Crossland	\$3,127	100%
144467	Maintenance Zone 4067 phase 2			COT		90%	Jun-24				
144452	Maintenance Zone 4152:	Oct-17	Jul-18	HUB	\$373	97%					
144527	Maintenance Zone 5027:	Nov-14	May-15	CRAFTENTULL	\$115	95%	Sep-18	Jan-19	Paragon	\$1,144	100%
144533	Maintenance Zone 5033:	Oct-14	Jun-15	CGA	\$444	100%	Oct-18	Aug-19	Crossland	\$4,847	100%
144539	Maintenance Zone 5039:	Oct-14	Jun-15	DEWBERRY	\$274	100%	Oct-17	Apr-18	Becco	\$2,918	100%
144546	Maintenance Zone 5046:	Jun-16	Mar-17	MCCLLELLAND	\$540	96%					
144547N	Maintenance Zone 5047: North			GARVER							
144547S	Maintenance Zone 5047: South	Aug-16	Jun-17	GARVER	\$584	90%	Apr-23	Mar-24	RLConstr	\$1,690	42%
144627	Maintenance Zone 6027:	Sep-14	Apr-15	PEC	\$83	95%	Nov-16	Mar-17	Ellsworth	\$920	100%
144628E	Maintenance Zone 6028: East	Jan-18	Aug-19	MCCLLELLAND	\$428	80%					
144628W	Maintenance Zone 6028: West			MESHEK		90%	Feb-23	Mar-25	Becco	\$9,827	48%
144635	Maintenance Zone 6035:	May-15	Apr-16	HUB	\$253	100%	Oct-19	Jul-19	Becco	\$2,768	100%
144642	Maintenance Zone 6142:	Oct-14	Jun-15	HOOD/ Poe	\$78	95%	Feb-22	Feb-23	Ellsworth	\$1,313	100%
144645	Maintenance Zone 6145:	Oct-04	May-15	Cytergy	\$195	95%	Mar-21	Jul-22	Becco	\$2,957	100%
144647	Maintenance Zone 6147:	Oct-14	Jun-15	WP MOORE	\$75	99%	Apr-18	Jul-18	Crossland	\$770	100%
144740	Maintenance Zone 7040:	Jun-16	Apr-17	HUB	\$254	95%	Dec-20	Oct-21	Crossland Heavy	\$3,478	100%
144748	Maintenance Zone 7048:	Nov-14	Jul-15	SKW	\$150	95%	Sep-08	Feb-19	Becco	\$1,097	100%
144754	Maintenance Zone 7054:	Sep-17	Feb-19	POE	\$747	90%					
144760	Maintenance Zone 7060:	Oct-14	Jun-15	HUB	\$250	100%	Oct-16	Jul-17	Becco	\$3,227	100%
144700	Maintenance Zone 7100:	Jun-15	Feb-16	ALEXANDER	\$171	100%	Feb-18	Aug-18	Becco	\$5,684	100%
144733	Maintenance Zone 7133:	Oct-14	Apr-15	AAB	\$120	95%	Aug-16	Nov-16	Crossland	\$707	100%
144857	Maintenance Zone 8057:	Apr-17	Jul-19	WALLACE	\$107	100%	Oct-20	Jun-21	Ellsworth	\$1,601	100%
144863A	Maintenance Zone 8063: North	Oct-17	Sep-19	CraftonTull	\$195	95%	Jan-23	Mar-24	Crossland Heavy	\$3,211	82%
144863B	Maintenance Zone 8063: South	Oct-17	Sep-19	PEC	\$195	95%	Sep-23	Feb-25	R & L	\$4,008	17%
144803	Maintenance Zone 8103:	Oct-14	Jun-15	MCCLLELLAND	\$137	95%	Oct-16	Feb-25	Crossland	\$1,445	100%
144812	Maintenance Zone 8112:	Dec-13	Nov-14	GARVER	\$193	95%	Sep-15	May-16	A-A Asphalt	\$2,720	100%
144931	Maintenance Zone 9031:	Nov-14	7/15	WALLACE	\$59	95%	Oct-16	Apr-17	Crossland	\$429	100%
144943	Maintenance Zone 9043:	Nov-14	Jul-15	CEC	\$334	95%	Mar-17	Dec-17	Crossland	\$2,898	100%
144944	Maintenance Zone 9044:	Oct-14	May-15	Meshek	\$293	95%	Sep-20	May-21	Tri-Star	\$3,575	100%
144945	Maintenance Zone 9045:	Oct-14	Jul-15	GARVER	\$200	100%	Jan-19	Nov-19	Crossland	\$3,557	100%
144949	Maintenance Zone 9049:	Sep-17	May-19	GARVER	\$770	85%					
144950	Maintenance Zone 9050:	Jul-16	Feb-17	CP&Y	\$255	95%	Nov-22	Aug-23	Tri-Star	\$3,600	100%
144951	Maintenance Zone 9051:	Jul-16	Feb-17	SKW	\$130	95%	Jun-23	Oct-23	Tri-Star	\$1,476	100%
144958	Maintenance Zone 9058:	Oct-14	Jun-15	WP MOORE	\$165	95%	Oct-18	Feb-19	Crossland	\$934	100%
144015	Citywide Non-Arterial Rehabilitation										
144021	Citywide Non-Arterial Routine and Preventive Maintenance										



CITY OF TULSA, OKLAHOMA  
 SALES TAX OVERVIEW COMMITTEE  
 TRANSPORTATION PROJECTS STATUS REPORT

Design & Construction as of:

02/01/24

DESIGN							CONSTRUCTION				
Budget Number	Project Description	Estimated Start Date	Currently Anticipated Completion Date	Engineer	Contract Amount	Pct Compl	Adv or Contract Award Date	Currently Anticipated Completion Date	Contractor	Contract Amount	Pct Compl
144016	Citywide Non-Arterial Sidewalk Improvements										
144060	Bridge No. 189 - 4700 N. Iroquois Ave.	Nov-14	Jul-15	MEHLBURGER		90%	Mar-19	Oct-19	Crossland		100%
144061	Bridge No. 298 - 2100 E. 61st St.	Oct-14	Apr-15	G&K	\$70	95%	Jul-16	Oct-16	MX Corp	\$637	100%
144062	Bridge No. 323B - 12000 E. 21st	Dec-14		GARVER	\$10	95%	Oct-20	Aug-21	Becco		100%
<b>TOTAL FUNDS 4270-4273 - 2014 Streets General Obligation Bond</b>											
<b>FUNDS 4281-4285 - 2020 STREETS GENERAL OBLIGATION BOND</b>											
<b>'Non-Arterial Street Rehabilitation Projects:</b>											
2036N1007Z	Maintenance Zone 1007:	Dec-20	Aug-21	COT	\$81	98%					
2036N1068Z	Maintenance Zone 1068:										
2036N1070Z	Maintenance Zone 1070:	Feb-21	Oct-21	CGA	\$204	97%					
2036N1071Z	Maintenance Zone 1071:			PEC							
2036N1072Z	Maintenance Zone 1072:			BKL							
2036N1076Z	Maintenance Zone 1076:		Jul-21	K-H	\$236	90%					
2036N1078Z	Maintenance Zone 1078:	Oct-20	Jun-21	Olsson	\$253	85%					
2036N1097Z	Maintenance Zone 1097:										
2036N1098Z	Maintenance Zone 1098:										
2036N1153Z	Maintenance Zone 1153:	Apr-22	Feb-23	Poe	\$164	85%					
2036N1155Z	Maintenance Zone 1155:	Aug-22	Apr-23	CGA	\$45	95%					
2036N1157Z	Maintenance Zone 1157:			Poe		80%					
2036N2056Z	Maintenance Zone 2056:	Oct-22	Mar-24	TEP		85%					
2036N2065Z	Maintenance Zone 2065:	Jan-21	Sep-21	Garver	\$218	95%			Crossland	\$3,518	
2036N2066Z	Maintenance Zone 2066:	Oct-20	Jul-21	C&K	\$101	100%					
2036N2131Z	Maintenance Zone 2131:										
2036N3004Z	Maintenance Zone 3004:	Dec-23	Mar-24	Marquardt	\$72	72%					
2036N3005Z	Maintenance Zone 3005:			CEC							
2036N3008Z	Maintenance Zone 3008:										
2036N3010Z	Maintenance Zone 3010:	Aug-22	Jul-23	K-H	\$115	60%					
2036N3011Z	Maintenance Zone 3011:										
2036N3017Z	Maintenance Zone 3017:			HUB	\$164	1%					
2036N3075Z	Maintenance Zone 3075:	Aug-22	Apr-23	CGA/HUB	\$45	95%					
2036N3080Z	Maintenance Zone 3080:										
2036N3081Z	Maintenance Zone 3081:	Feb-21	Mar-22	EST	\$58	95%			Tri-Star	\$552	
2036N3082Z	Maintenance Zone 3082:										
2036N4014Z	Maintenance Zone 4014:	Oct-20	May-21	Poe	\$136	95%					
2036N4015Z	Maintenance Zone 4015:										
2036N4021Z	Maintenance Zone 4021:	Sep-20	Feb-22	CEC	\$256	80%					
2036N4022Z	Maintenance Zone 4022:	Oct-20	Apr-21	BKL	\$322	90%					
2036N4023Z	Maintenance Zone 4023:	Aug-22	Apr-23	CGA/HUB	\$45	95%					
2036N4029Z	Maintenance Zone 4029:										
2036N4030Z	Maintenance Zone 4030:	Dec-20	Aug-21	Poe	\$143	95%	Dec-22	Oct-23	R&L	\$1,886	99%
2036N4031Z	Maintenance Zone 4031:										

CITY OF TULSA, OKLAHOMA  
 SALES TAX OVERVIEW COMMITTEE  
 TRANSPORTATION PROJECTS STATUS REPORT

Design & Construction as of:

02/01/24

DESIGN							CONSTRUCTION				
Budget Number	Project Description	Estimated Start Date	Currently Anticipated Completion Date	Engineer	Contract Amount	Pct Compl	Adv or Contract Award Date	Currently Anticipated Completion Date	Contractor	Contract Amount	Pct Compl
2036N4067Z	Maintenance Zone 4067:	Dec-23	Jun-24	Benham	\$91	2%					
2036N4069Z	Maintenance Zone 4069:	Aug-22	Jul-23	BKL	\$200	80%					
2036N5016Z	Maintenance Zone 5016:	Jun-22	Apr-23	Garver	\$576	92%					
2036N5026Z	Maintenance Zone 5026:										
2036N5027Z	Maintenance Zone 5027:	Sep-22	Jul-23	Wallace	\$46	90%					
2036N5033Z	Maintenance Zone 5033:										
2036N5039Z	Maintenance Zone 5039:	Jun-23	Dec-23	FNI	\$86	75%					
2036N5040Z	Maintenance Zone 5040:	Apr-21	Mar-22	TEP	\$81	95%			Crossland		
2036N6035Z	Maintenance Zone 6035:			Benham		95%			H&G		
2036N6142Z	Maintenance Zone 6142:	Jul-22	Nov-22	C&K	\$50	95%	Oct-23	Dec-23	Ellsworth	\$543	95%
2036N6144Z	Maintenance Zone 6144:										
2036N6148Z	Maintenance Zone 6148:										
2036N6149Z	Maintenance Zone 6149:										
2036N6150Z	Maintenance Zone 6150:	Dec-23	Aug-24	Poe	\$217	10%					
2036N7048Z	Maintenance Zone 7048:	Nov-20	Mar-22	Benham	\$252	95%					
2036N7060Z	Maintenance Zone 7060:	Dec-20	Dec-21	HUB	\$73	95%			Gradeline	\$1,483	
2036N7104Z	Maintenance Zone 7104:										
2036N7109Z	Maintenance Zone 7109:	Aug-23	Apr-24	Keithline	\$94	40%					
2036N7115Z	Maintenance Zone 7115:										
2036N8057Z	Maintenance Zone 8057:	Feb-21	Mar-22	Wallace	\$107	95%	Aug-23	Nov-23	Ellsworth	\$1,478	99%
2036N8102Z	Maintenance Zone 8102:	Oct-20	Apr-22	FNI	\$171	95%			Ellsworth	\$1,539	
2036N8113Z	Maintenance Zone 8113:	Aug-22	Feb-23	Keithline		95%	Jun-23		R&L Construction		
2036N8116Z	Maintenance Zone 8116:										
2036N9036Z	Maintenance Zone 9036:	Sep-22	Feb-24	CEC	\$236	90%					
2036N9037Z	Maintenance Zone 9037:	Jan-21	Aug-21	CP&Y	\$183	90%			H & G Paving	\$1,453	
2036N9038Z	Maintenance Zone 9038:	Dec-20	Oct-21	PEC	\$71	95%	Jul-23	Oct-23	Tri-Star	\$520	99%
2036N9043Z	Maintenance Zone 9043:										
2036N9044Z	Maintenance Zone 9044:	Sep-22	Apr-24	Benham	\$201	70%					
2036N9045Z	Maintenance Zone 9045:	Aug-22	Feb-23	Keithline	\$21	95%			R&L Construction		
2036N9049Z	Maintenance Zone 9049:	Jun-22	Mar-23	Marquardt	\$207	91%					
2036N9050Z	Maintenance Zone 9050:	Jan-21	Sep-21	CP&Y	\$98	90%			R&L Construction		
2036N9051Z	Maintenance Zone 9051:	Sep-20	Apr-21	Keithline	\$83	95%					
2036N9052Z	Maintenance Zone 9052:			Keithline		95%			R&L Construction		
<b>Arterial Street Rehabilitation Projects:</b>											
<b>Arterial Street Projects:</b>											
2036A0001Z	56th St N-MLK Blvd to 1500ft W of Peoria										
2036A0002Z	46th St N - Peoria Ave to Lewis Ave	Apr-22	Mar-23	C&K	\$273	90%			Becco		
2036A0003Z	46th St N - Elwood Ave to MLK Jr Blvd										
2036A0004Z	36th St N - Peoria Ave to Lewis Ave										
2036A0005Z	36th St N - Osage Cnty Line to MLK Blvd	Jul-23	Aug-24	Benham	\$52	25%					
2036A0006Z	31st St N - 53rd W Ave to 41st W Ave										
2036A0007Z	Apache St - Harvard Ave to Yale Ave	Jun-22	Jan-23		\$49	20%					

CITY OF TULSA, OKLAHOMA  
 SALES TAX OVERVIEW COMMITTEE  
 TRANSPORTATION PROJECTS STATUS REPORT

Design & Construction as of:

02/01/24

DESIGN							CONSTRUCTION				
Budget Number	Project Description	Estimated Start Date	Currently Anticipated Completion Date	Engineer	Contract Amount	Pct Compl	Adv or Contract Award Date	Currently Anticipated Completion Date	Contractor	Contract Amount	Pct Compl
2036A0008Z	Pine St - Gilcrease Museum Rd to Union	Sep-21	Sep-22	Poe		90%	Aug-23	Jul-24	Becco		44%
2036A0009Z	Pine St - Peoria Ave to Lewis Ave			CEC		50%			ODOT-STP		
2036A0010Z	Edison St - 33rd W Ave to Union Ave	Sep-21	Sep-22	Poe		90%	Aug-23	Jul-24	Becco		44%
2036A0011Z	33rd W Ave - Apache St to Pine St	Sep-21	Sep-22	Poe		90%	Aug-23	Jul-24	Becco		44%
2036A0012Z	33rd W Ave - Pine St to Edison St	Sep-21	Sep-22	Poe		90%	Aug-23	Jul-24	Becco		44%
2036A0013Z	Gilcrease Museum Rd - Apache to Pine	Sep-21	Sep-22	Poe		90%					
2036A0014Z	MLK Jr Blvd - 56th St N to 46th St N										
2036A0015Z	MLK Jr Blvd - 36th St N to Apache St	Jul-23	Aug-24	Benham	\$100	30%					
2036A0016Z	MLK Jr Blvd - Apache St to Pine St	Jul-23	Aug-24	Benham	\$50	30%					
2036A0017Z	Peoria Ave - 56th St N to 46th St N	Apr-22	Mar-23	C&K	\$273	90%			Becco		
2036A0018Z	Peoria Ave - 46th St N to 36th St N	Apr-22	Mar-23	C&K	\$273	90%			Becco		
2036A0019Z	Peoria Ave - Pine St to Admiral Blvd			K-H					ODOT-STP		
2036A0020Z	Lewis Ave - Pine St to Admiral Pl	Oct-22	Feb-24	CEC	\$179	60%			ODOT-STP		
2036A0021Z	Harvard Ave - Mohawk Blvd to 36th St N			Schemmer	\$49						
2036A0025Z	41st St S - Union Ave to Elwood Ave	Jan-23	Sep-23	BKL	\$223	90%					
2036A0026Z	51st St S - 33rd W Ave to Union Ave										
2036A0027Z	61st St S - Lewis Ave to Harvard Ave	Jun-22	Jan-23	Native Strategies	\$49	90%			Becco		
2036A0028Z	Elwood Ave - 71st St S to 81st St S										
2036A0029Z	Lewis Ave - 61st St S to 71st St S										
2036A0030Z	Lewis Ave - 71st St S to 81st St S										
2036A0031Z	Delaware Ave - 81st St S to 91st St S	Jun-23	Nov-23	BKL	\$109	90%	Oct-23				
2036A0032Z	Harvard Ave - 61st St S to 71st St S										
2036A0033Z	Harvard Ave - 71st St S to 81st St S			Benham							
2036A0034Z	Harvard Ave - 81st St S to 91st St S										
2036A0039Z	36th St N - Garnett Rd to 129th E Ave	Nov-23	Aug-24	Keithline	\$88	90%					
2036A0040Z	36th St N - 129th E Ave to 141st E Ave										
2036A0041Z	Apache St - Gilcrease Expy to Sheridan Rd										
2036A0042Z	Pine St - Lewis Ave to Harvard Ave			K-H					ODOT-STP		
2036A0043Z	Pine St - State Hwy 11 to Mingo Rd	Jun-23	Feb-24	Garver	\$189	85%			ODOT-STP		
2036A0044Z	Pine St - Mingo Rd to Garnett Rd										
2036A0045Z	Pine St - Garnett Rd to 129th E Ave	Jan-23	Feb-24	PEC	\$75	85%					
2036A0046Z	Admiral Pl - Sheridan Rd to Memorial Dr			CEC							
2036A0047Z	Admiral Pl - Memorial Dr to Mingo Rd			CEC							
2036A0048Z	Admiral Pl - Garnett Rd to 129th E Ave			CEC							
2036A0049Z	11th St S - Memorial Dr to 89th E Ave								ODOT-STP		
2036A0050Z	Yale Ave - Apache St to Pine St	Jul-23	Apr-24	HUB	\$200	65%					
2036A0051Z	Yale Ave - Pine St to Admiral Pl										
2036A0052Z	Sheridan Rd - 36th St N to Apache St			CGA/HUB							
2036A0053Z	Garnett Rd - Admiral Pl to 11th St S										
2036A0054Z	129th E Ave - 36th St N to Apache St	Nov-22	Aug-23	Keithline	\$88	90%					
2036A0055Z	129th E Ave - Apache St to Pine St	Feb-23	Jun-23	CGA/HUB		85%					

CITY OF TULSA, OKLAHOMA  
 SALES TAX OVERVIEW COMMITTEE  
 TRANSPORTATION PROJECTS STATUS REPORT

Design & Construction as of:

02/01/24

DESIGN							CONSTRUCTION				
Budget Number	Project Description	Estimated Start Date	Currently Anticipated Completion Date	Engineer	Contract Amount	Pct Compl	Adv or Contract Award Date	Currently Anticipated Completion Date	Contractor	Contract Amount	Pct Compl
2036A0064Z	11th St S - Utica Ave to Lewis Ave			Wallace		100%			TIF-IDP		100%
2036A0065Z	11th St S - Harvard Ave to Yale Ave										
2036A0066Z	15th St S - Boston Ave to Denver Ave										
2036A0067Z	15th St S - Harvard Ave to Yale Ave	Nov-22	May-24	Garver	\$110	80%					
2036A0068Z	21st St S - Lewis Ave to Harvard Ave										
2036A0069Z	21st St S - Harvard Ave to Yale Ave										
2036A0070Z	Peoria Ave - 21st St S to 31st St S										
2036A0077Z	15th St S - Sheridan Rd to 73rd E Ave										
2036A0078Z	41st St S - Yale Ave to Sheridan Ave										
2036A0079Z	Yale Ave - 31st St S to 36th St S										
2036A0080Z	Yale Ave - 41st St S to I-44										
2036A0081Z	Sheridan Rd - 21st St S to 31st St S										
2036A0082Z	Sheridan Rd - 31st St S to 41st St S										
2036A0083Z	Sheridan Rd - 41st St S to 51st St S			Garver							
2036A0086Z	Admiral Pl: 225th EA to 22200 Blk E Adm.			CEC							
2036A0087Z	11th St S - 145th E Ave to 161st E Ave										
2036A0088Z	11th St S - 161st E Ave to 177th E Ave	Jun-23	Aug-24	TEP	\$54	60%					
2036A0089Z	11th St S - 177th E Ave to 193rd E Ave	Jun-23	Aug-24	TEP	\$84	60%					
2036A0090Z	21st St S - 145th E Ave to 161st E Ave										
2036A0091Z	21st St S - 161st E Ave to 177th E Ave										
2036A0092Z	31st St S - Garnett Rd to 129th E Ave			Marquardt					ODOT-STP		
2036A0093Z	41st St S - 177th E Ave to 193rd E Ave										
2036A0094Z	129th E Ave - 51st St S to 61st St S										
2036A0095Z	145th E Ave - 11th St S to 21st St S										
2036A0096Z	145th E Ave - 21st St S to 31st St S										
2036A0097Z	161st E Ave - 11th St S to 21st St S	Jun-23		TEP	\$91	60%					
2036A0108Z	61st St S - Sheridan Rd to Memorial Dr										
2036A0109Z	Memorial Dr - 51st St S 61st St S	Jan-23	May-24	Poe	\$438	45%					
2036A0110Z	Mingo Rd - 61st St S to 71st St S			C&K					ODOT-STP		
2036A0111Z	Mingo Rd - 91st St S to 101st St S										
2036A0113Z	101st St S- Yale Ave to Sheridan Ave										
2036A0114Z	101st St S - Sheridan Rd to Memorial Dr										
2036A0115Z	111st St S - Yale Ave to Sheridan Rd										
2036A0116Z	121st St S - Yale Ave to Sheridan Rd										
2036A0117Z	Yale Ave - 61st St S to 71st St S										
2036A0118Z	Yale Ave - 111th St S to 121st St S			CEC							
2036A0119Z	Sheridan Rd - 71st St S to 81st St S	Apr-23	Feb-24	CGA/HUB	\$138	10%			ODOT-STP		
2036A0122Z	41st St S - Riverside Dr to Peoria Ave										
2036A0123Z	41st St S - Peoria Ave to Lewis Ave										
2036A0124Z	Peoria Ave - 31st St S to 41st St S	Jun-23	Oct-24	Marquardt	\$59	30%			ODOT-STP		
2036A0125Z	Lewis Ave - 41st St S to I-44	Aug-22	Jun-24	Benham	\$85	64%					
	<b>Intersection Projects</b>										

CITY OF TULSA, OKLAHOMA  
 SALES TAX OVERVIEW COMMITTEE  
 TRANSPORTATION PROJECTS STATUS REPORT

Design & Construction as of:

02/01/24

DESIGN							CONSTRUCTION				
Budget Number	Project Description	Estimated Start Date	Currently Anticipated Completion Date	Engineer	Contract Amount	Pct Compl	Adv or Contract Award Date	Currently Anticipated Completion Date	Contractor	Contract Amount	Pct Compl
2036A0022Z	36th St N & Harvard Ave Intersection			Schemmer							
2036A0023Z	Apache St & MLK Jr Blvd Intersection			Benham							
2036A0024Z	Pine St & Gilcrease Museum Rd Intersection										
2036A0035Z	41st St S & Elwood Ave Intersection	Jan-23	Sep-23	BKL	\$223	90%					
2036A0036Z	51st St S & 33rd W Ave Intersection										
2036A0037Z	71st St S & Union Ave Intersection										
2036A0038Z	81st St S & Union Ave Intersection										
2036A0056Z	36th St N & 129th E Ave Intersection	Nov-22	Aug-23	Keithline	\$65	90%					
2036A0057Z	Pine St & Sheridan Rd Intersection										
2036A0058Z	Pine St & Mingo Rd Intersection	Jan-23	Feb-24	Garver		88%			ODOT-STP		
2036A0059Z	Pine St & Garnett Rd Intersection	Jun-23		PEC	\$35	10%					
2036A0060Z	Admiral Pl & Sheridan Rd Intersection			CEC							
2036A0061Z	Admiral Pl & Garnett Rd Intersection										
2036A0062Z	11th St S & Sheridan Rd Intersection										
2036A0063Z	11th St S & Mingo Rd Intersection										
2036A0071Z	11th St S & Peoria Ave Intersection										
2036A0072Z	11th St S & Lewis Ave Intersection			Wallace		100%			TIF-IDP		100%
2036A0073Z	11th St S & Harvard Ave Intersection										
2036A0074Z	15th St S & Harvard Ave Intersection			Garver							
2036A0075Z	21st St S & Harvard Ave Intersection										
2036A0076Z	31st St S & Peoria Ave Intersection	Jun-23		Marquardt	\$42	30%					
2036A0084Z	15th St S & Sheridan Rd Intersection										
2036A0085Z	41st St S & Yale Ave Intersection										
2036A0098Z	11th St S & 145th E Ave Intersection										
2036A0099Z	11th St S & 161st E Ave Intersection	Jun-23	Aug-24	TEP	\$16	60%					
2036A0100Z	11th St S & 177th E Ave Intersection	Jun-23	Aug-24	TEP	\$14	60%					
2036A0101Z	11th St S & 193rd E Ave Intersection	Jun-23	Aug-24	TEP	\$14	60%					
2036A0102Z	21st St S & 145th E Ave Intersection										
2036A0103Z	21st St S & 161st E Ave Intersection										
2036A0104Z	21st St S & 177th E Ave Intersection										
2036A0105Z	21st St S & 193rd E Ave Intersection										
2036A0106Z	31st St S & 145th E Ave Intersection										
2036A0107Z	41st St S & 177th E Ave Intersection										
2036A0112Z	91st St S & Memorial Dr Intersection										
2036A0120Z	121st St S & Yale Ave Intersection										
2036A0121Z	111th St S & Yale Ave Intersection			CEC							
2036A0126Z	41st St S & Peoria Ave Intersection										
<b>Arterial Street Widening Projects:</b>											
2036W0001Z	Gilcrease Museum Rd - Pine to Admiral	Sep-22	Aug-23	Poe		90%					
2036W0002Z	81st St S - Tacoma Ave to Maybelle Ave			ODOT					ODOT		
2036W0003Z	81st St S & Elwood Ave Intersection			BKL							
2036W0004Z	91st St S - Memorial Dr to Mingo Rd	Mar-20	Dec-23	Garver	\$814	95%	Jun-24				

CITY OF TULSA, OKLAHOMA  
 SALES TAX OVERVIEW COMMITTEE  
 TRANSPORTATION PROJECTS STATUS REPORT

Design & Construction as of:

02/01/24

DESIGN							CONSTRUCTION				
Budget Number	Project Description	Estimated Start Date	Currently Anticipated Completion Date	Engineer	Contract Amount	Pct Compl	Adv or Contract Award Date	Currently Anticipated Completion Date	Contractor	Contract Amount	Pct Compl
2036W0005Z	101st St S & Sheridan Rd Intersection	Nov-23	Aug-25	CEC	\$603	5%	Oct-27				
2036W0006Z	81st St S - Harvard Ave to Yale Ave	Jun-23	Jan-24	Garver	\$1,485	15%					
<b>Central Business District (CBD)</b>											
<b>Streets and Alleyways</b>											
2036D0001Z	4th St	6/1/2023	Feb-24	Poe		60%					
2036D0002Z	MLK Ave & Detroit Ave north of BNSF	Aug-20	Feb-21	Poe	\$130	95%	Oct-21	May-22	Crossland	\$1,592	100%
2036D0003Z	Cincinnati Ave	Oct-23		Poe		25%					
2036D0004Z	Detroit Ave south of BNSF	Aug-23	Sep-24	Poe		30%					
2036D0005Z	Reconciliation Way	Aug-20	Feb-21	Poe		95%	Oct-21	May-22	Crossland	\$1,592	100%
2036D0006Z	Lansing Ave	Jun-23	Feb-24	Poe		60%					
2036D0007Z	Alleyways			Str & Stwtr							
<b>Bridge Maintenance &amp; Rehabilitation</b>											
2037B0201C	Bridge #201C	Oct-22	Oct-23	Benham	\$8	90%					
2037B0216Z	Bridge #216										
2037B0219D	Bridge #219D										
2037B0286Z	Bridge #286	Oct-22	Oct-23	Benham	\$8	90%					
2037B0340Z	Bridge #340										
2037B0343Z	Bridge #343	Oct-22	Oct-23	Benham	\$8	90%					
2037B0179Z	Bridge #179										
2037B0232Z	Bridge #232										
2037B0245Z	Bridge #245	Jan-21	Sep-21	Garver	\$89	95%	Sep-23	Jan-24	Gradeline	\$600	99%
2037B0258Z	Bridge #258	Jan-21	Sep-21	Garver	\$35	95%	Sep-23	Jan-24	Gradeline	\$300	99%
2037B0263Z	Bridge #263	Jul-21		CP&Y	\$30	90%					
2037B0301Z	Bridge #301	Jul-21		CP&Y	\$30	90%					
2037B0359Z	Bridge #359	Feb-22	Dec-22	Garver		95%	Aug-23	Feb-24	Daris	\$150	88%
2037B0232A	Bridge #232A	Jan-21	Sep-21	Garver		95%					
2037B0301A	Bridge #301A										
2037B0425Z	Bridge #425										
2037B0225Z	Bridge #225										
2037B0167Z	Bridge #167	Feb-22	Dec-22	Garver		90%	Aug-23	Feb-24	Daris	\$60	88%
2037B0173Z	Bridge #173			Poe							
2037B0236Z	Bridge #236										
2037B0241Z	Bridge #241	Jul-21		CP&Y	\$54	60%					
2037B0261A	Bridge #261A	Feb-22	Dec-22	Garver		90%	Aug-23	Feb-24	Daris	\$120	88%
2037B0261B	Bridge #261B	Feb-22	Dec-22	Garver		90%	Aug-23	Feb-24	Daris	\$100	88%
2037B0269Z	Bridge #269			Benham							
2037B0474Z	Bridge #474										
2037B0482Z	Bridge #482										
2037B0153Z	Bridge #153										
2037B0183Z	Bridge #183										
2037B0252Z	Bridge #252										

CITY OF TULSA, OKLAHOMA  
 SALES TAX OVERVIEW COMMITTEE  
 TRANSPORTATION PROJECTS STATUS REPORT

Design & Construction as of:

02/01/24

DESIGN							CONSTRUCTION					
Budget Number	Project Description	Estimated Start Date	Currently Anticipated Completion Date	Engineer	Contract Amount	Pct Compl	Adv or Contract Award Date	Currently Anticipated Completion Date	Contractor	Contract Amount	Pct Compl	
2037B0271Z	Bridge #271											
2037B0322Z	Bridge #322			Benham								
2037B0329Z	Bridge #329											
2037B0478Z	Bridge #478											
2037B0204Z	Bridge #204	Mar-21		CP&Y		90%						
2037B0315Z	Bridge #315											
2037B0336Z	Bridge #336											
2037B0404Z	Bridge #404											
2037B0346Z	Bridge #346											
2037B0423Z	Bridge #423			Benham								
2037B0424Z	Bridge #424											
2037B1000Z	Citywide Bridge Rehab and Inspection											
<b>Citywide Projects</b>												
<b>Citywide ADA Transition Plan Impl &amp; Update (ROW)</b>												
2036X0001Z	Transition Plan Update											
2036X0002Z	Transit Stops			BKL								
2036X0003Z	Signalized Intersections			BKL								
2036S0001Z	Sidewalk Corridors			BKL								
2036X0004Z	Citywide Infrastructure Partnership Funds											
2036N0001Z	Citywide Non-Arterial Routine & Preventive											
2036A1000Z	Citywide Arterial Routine and Preventive											
2036A1001Z	Pavement Reinspection											
2035X0001Z	Transit-MTTA-Route 66 Bus Rapid Transit			HNTB	\$1,317	80%						
<b>Traffic Engineering</b>												
2036X0005Z	Signal Coordination & Communication											
2036X0006Z	Signal Installation, Repair and Replace											
2036X0007Z	Traffic Calming											
2036X0008Z	Lighting Repair and Replacement											
2036X0009Z	Pavement Markings and Signs											
2036X0010Z	Guardrail Repair and Replacement											
2039X0009Z	Traffic Studies											
<b>Bicycle-Pedestrian Infrastructure</b>												
2036S0002Z	Go Plan Implementation - Engineering			Garver								
2036S0003Z	Go Plan Implementation-Traffic Operation			Traffic								
2036S0004Z	Arterial Sidewalk			Strt & Strmwtr								
2036S0005Z	Non Arterial Sidewalk			Strt & Strmwtr								
2036X0011Z	Arena District Mstr Plan Implementation			Landplan					ODOT-STP			
<b>TOTAL FUNDS 4281-4285 - 2020 STREETS GENERAL OBLIGATION BOND</b>												

\* Same design contract for \$35,000  
 \*\* Same design contract for \$15,000  
 \* Total contract with Becco is \$4,448,000 for stormwater project 993311 & street projects 6008-014180 & 6312-994526

# Finance and Economic Indicators





# STOC

SALES TAX OVERVIEW COMMITTEE

Ashley Webb  
Chair

Ashley R. Webb  
Riggs, Abney, Neal, Turpen, Orbison & Lewis Inc.  
Attorney At Law  
Tulsa, OK 74119  
(918) 699-8905

**To:** City Council  
**Date:** April 10, 2024  
**Subject:** April Report to City Council

Attached is the March 2024 Sales Tax Overview Committee (STOC) Status Report

## **2006 Special Extended Sales Tax**

February expenditures totaled \$102,000, of which \$94,000 was spent on the 91st Street: Memorial to Mingo project. Encumbrances and commitments total \$935,000. Current appropriations for the 2006 Third Penny Sales Tax Extension Fund total \$272,920,000. There is a current appropriation balance of \$6,000,000.

## **2008 Sales Tax Special Temporary Streets**

There were no expenditures in February. Encumbrances and commitments total \$158,000. Current appropriations for the 2008 Sales Tax Special Temporary Streets Fund Fund total \$145,494,000. There is a current appropriation balance of \$38,000.

## **2014 Sales Tax**

February expenditures totaled \$1,546,000, of which \$948,000 was spent on the widening of Yale Ave from 81st to 91st project. Encumbrances and commitments total \$25,535,000. Current appropriations for the 2014 Sales Tax Fund Fund total \$579,640,000. There is a current appropriation balance of \$124,668,000.

## **2016 Sales Tax**

February expenditures totaled \$4,838,000, of which \$4,560,000 was spent on the the Tulsa Vision advanced sales tax revenue bonds debt service project. Encumbrances and commitments total \$3,998,000. Current appropriations for the 2016 Sales Tax Fund Fund total \$332,124,000. There is a current appropriation balance of \$64,248,000.

## **2016 Revenue Bond**

February expenditures totaled \$9,247,000, of which \$4,852,000 was spent on the Gilcrease Museum Expansion project. Encumbrances and commitments total \$11,574,000. Current appropriations for the 2016 Revenue Bond Fund Fund total \$350,600,000. There is a current appropriation balance of \$17,407,000.

## **2020 Sales Tax**

February expenditures totaled \$4,310,000, of which \$3,018,000 was spent on the Fire Apparatus and Equipment project. Encumbrances and commitments total \$10,622,000. Current appropriations for the 2020 Sales Tax Fund Fund total \$111,033,000. There is a current appropriation balance of \$33,379,000.

**2020 General Obligation Bonds**

February expenditures totaled \$967,000, of which \$214,000 was spent on the Maintenance Zone 4030 project. Encumbrances and commitments total \$34,328,000. Current appropriations for the 2020 General Obligation Bonds Fund total \$149,015,000. There is a current appropriation balance of \$72,156,000.

**2014 General Obligation Bonds**

February expenditures totaled \$2,870,000, of which \$1,011,000 was spent on the Maintenance Zone 8063 project. Encumbrances and commitments total \$26,168,000. Current appropriations for the 2014 General Obligation Bonds Fund total \$313,615,000. There is a current appropriation balance of \$36,694,000.

**2008 General Obligation Bonds**

There were no expenditures in February. There are currently no encumbrances or commitments. Current appropriations for the 2008 General Obligation Bonds Fund total \$231,104,000. There is a current appropriation balance of \$1,343,000.

**2005 General Obligation Bonds**

There were no expenditures in February. Encumbrances and commitments total \$5,000. Current appropriations for the 2005 General Obligation Bonds Fund total \$75,969,000. There is a current appropriation balance of \$1,060,000.

Respectfully submitted,

Ashley Webb, Chair



Attachments

cc: Tammy Pitts  
Christy Basgall  
Jarrod Moore  
Jake Epp



**FINANCIAL REPORT TO CITY COUNCIL**  
 Wednesday, April 10, 2024

**I. Financial Report**

*Revenue: 2016 Vision 0.805 Percent and 2020 Sales Tax 0.45 Percent Sales Tax Funds*

	Fiscal Year to Date	
	March	Thru March
Actual	\$ 8,867,104	\$ 80,436,442
Adopted Budget - Current Year	8,821,273	77,404,364
<b>Actual vs Budget</b>	<b>\$ 45,831</b>	<b>\$ 3,032,078</b>

**Expenditures**

Fund	February	Fiscal Year to Date
		Thru February
409 - 2020 Sales Tax	\$ 8,618,097	\$ 34,801,304
4001, 4003-4004 - Tulsa Vision Rev Bonds	18,493,848	58,352,769
4000 - Tulsa Vision Sales Tax	9,674,399	79,799,607
405 - 2014 Sales Tax	3,091,519	31,728,276
404 - 2008 Streets Temporary Sales Tax	-	-
402 - 2006 Special Extended Sales Tax	202,780	1,831,126
<b>TOTAL \$</b>	<b>40,080,643</b>	<b>\$ 206,513,081</b>

**II. Expenditures in Other Funds**

Fund	February	Fiscal Year to Date
		Thru February
401 - 2001 Sales Tax	-	-
429 - 2024 GO Bond	3,408,607	3,408,607
428 - 2020 GO Bond	1,837,221	22,925,067
427 - 2014 GO Bond	3,562,319	23,943,874
426 - 2008 GO Bond	-	(588,191)
425 - 2005 GO Bond	-	(5,587)
<b>TOTAL \$</b>	<b>8,808,147</b>	<b>\$ 49,683,770</b>

**III. Items for the City Council's Attention**

- A. Monthly Financial Reports
- B. STOC Committee and Subcommittee Minutes and Reports

**IV. Attachments**

- A. Attendance Record for the last 12 months
- B. STOC Committee and Subcommittee Minutes and Reports

Respectfully submitted,

Ashley R. Webb, Chair

Attachments

cc: Tammy Pitts  
 Jarrod Moore  
 Jake Epp

# MAJOR CAPITAL IMPROVEMENTS CONSTRUCTION FUNDS SUMMARY

As of February 2024

	CURRENT		EXPENDITURES		ENCUMBERED/ COMMITTED	PERCENT	BALANCE
	APPROPRIATIONS		Current Month	Life To Date			
Fund 401 and Fund 403							
<b>2001 Third Penny Sales Tax and 2006 Advance Funded Sales Tax</b>	\$ 112,611,653	\$ -	\$ 112,597,047	\$ -	100%	\$ 14,605	
Fund 402							
<b>2006 Third Penny Sales Tax Extension</b>	\$ 272,920,362	\$ 101,390	\$ 265,984,966	\$ 934,967	98%	\$ 6,000,430	
Fund 404							
<b>2008 Sales Tax Special Temporary Streets Fund</b>	\$ 145,493,500	\$ -	\$ 145,298,037	\$ 157,931	100%	\$ 37,532	
Fund 405							
<b>2014 Sales Tax Fund</b>	\$ 579,639,705	\$ 1,545,759	\$ 429,436,206	\$ 25,535,030	78%	\$ 124,668,470	
Fund 406: 4000							
<b>2016 Sales Tax Fund</b>	\$ 332,123,895	\$ 4,837,200	\$ 263,877,907	\$ 3,997,734	81%	\$ 64,248,254	
Fund 406: 4001, 4003, 4004							
<b>2016 Revenue Bond Fund</b>	\$ 350,600,000	\$ 9,246,924	\$ 321,618,974	\$ 11,573,990	95%	\$ 17,407,037	
Fund 409							
<b>2020 Sales Tax Fund</b>	\$ 111,033,334	\$ 4,309,048	\$ 67,032,285	\$ 10,622,228	70%	\$ 33,378,821	
Fund 429							
<b>2024 General Obligation Bonds</b>	\$ 40,660,000	\$ 1,704,303	\$ 1,704,303	\$ 8,408,473	25%	\$ 30,547,223	
Fund 428							
<b>2020 General Obligation Bonds</b>	\$ 149,015,000	\$ 966,763	\$ 42,530,920	\$ 34,327,939	52%	\$ 72,156,141	
Fund 427							
<b>2014 General Obligation Bonds</b>	\$ 313,615,000	\$ 2,869,897	\$ 250,752,225	\$ 26,168,445	88%	\$ 36,694,330	
Funds 426							
<b>2008 General Obligation Bonds</b>	\$ 231,103,878	\$ -	\$ 229,760,841	\$ -	99%	\$ 1,343,037	

# MAJOR CAPITAL IMPROVEMENTS CONSTRUCTION FUNDS SUMMARY

As of February 2024

	CURRENT		EXPENDITURES		ENCUMBERED/						
Funds 425											
<b>2005 General Obligation Bonds</b>	\$	75,969,082	\$	-	\$	74,903,455	\$	5,136	99%	\$	1,060,492
Fund 740: 7401-7408											
<b>TMUA--Water Capital Fund</b>	\$	485,925,405	\$	2,218,796	\$	385,025,105	\$	32,634,776	86%	\$	68,265,525
Funds 750: 7501-7522											
<b>TMUA-Sanitary Sewer Capital Funds</b>	\$	621,159,957	\$	7,555,106	\$	513,464,315	\$	50,149,467	91%	\$	57,546,175

# **Report On Tulsa Economic Indicators January 2024**

## **Economic Overview**

Economic Overview will be updated at the end of every quarter. The Next EO Summary will be posted with the March 2024 Report.

## **Wage & Salary Employment Conditions**

Labor force participation grew in January, reporting a total of 515,100. Compared to the previous month, this was an increase of 2,700 or 0.5% in participants. Meanwhile, the Total Employment survey fell by 200 positions within the metro area. This was a decrease of -0.04% over the previous month for a total of 495,300. The area unemployment rate was reported at 3.9% for January - which rose significantly from last month. Total unemployment for the area was 3.2% during the same period last year. According to the second employment survey, Wage and Salary Employment decreased by 1,000 in January, to report a total of 470,000. The Manufacturing sector fell by 600 positions in January, totaling 53,900 jobs. The Service sector grew by 2,500 positions in January, equaling 237,200 jobs. The Trade sector fell by 3,500 total positions.

## **Freight Conditions**

Tulsa International Airport reported 104,000+ passengers in January 2024. This is approximately 2,000 more than last year. Freight at the Port of Catoosa reported 142,675 of barge tonnage for the month. This is a decrease versus the previous month of 2,585 tons. Compared to the same month a year ago, we have experienced a decrease of 28.8% in barge tonnage.

## **Enterprise Customers**

Month over month total Sewer customers saw an increase in January, totaling 135,553 for the current period. The current customer base is 0.6% greater than this month last year. The water customer count had remained stable in January, totaling 147,582 for the month. The current customer base is 0.72% greater than this month last year.

## **Price Indices**

PPI moved up 0.3% in January at 211.4

MCI moved up by 0.20% in January to 312.9

CPI-U rose again in January, 3.1% higher YoY

20-Year GO Bond rates remained stable at basis point to 3.36% in January

Revenue Bonds (A+) came up to 5.38% for the month

30-Day Treasury Bill rates moved up 0.90 basis points to 5.38% in January

# Tulsa Economic Indicators

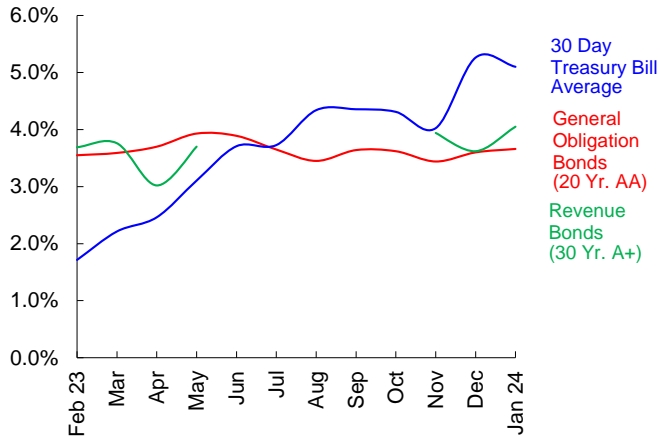
## Most Recent Twelve Months

(unless otherwise Indicated)

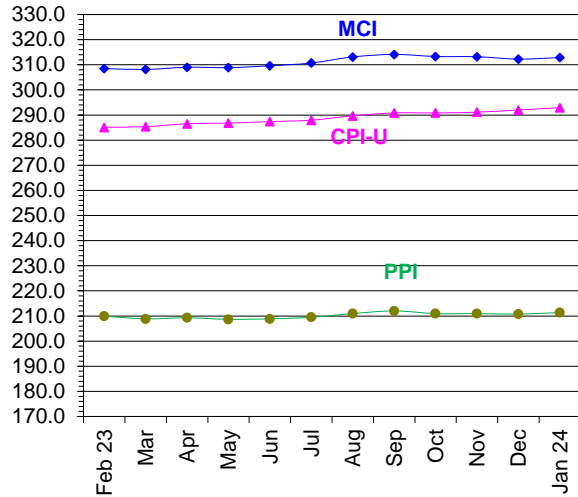
	February 23 to January 24	February 22 to January 23	Change
<b>Wage &amp; Salary</b>			
<b>Employment (TMSA 12 Mo. Avg.):</b>	<u>Jan-24</u>	<u>Jan-23</u>	
<b>Manufacturing</b>	50,400	48,700	3.5%
<b>Services</b>	235,900	231,300	2.0%
<b>Trade</b>	87,500	90,000	(2.8%)
<b>Other</b>	<u>89,400</u>	<u>88,100</u>	1.5%
<b>Total</b>	463,200	458,100	1.1%
<b>Unemployment Rates (TMSA 12 Mo. Avg.):</b>			
	<u>Jan-24</u>	<u>Jan-23</u>	
<b>Tulsa MSA</b>	3.2%	3.2%	0.0%
<b>Oklahoma</b>	3.0%	3.0%	0.0%
<b>United States</b>	3.6%	3.5%	0.1%
<b>Air Passengers (Calendar YTD):</b>			
	<u>Jan-24</u>	<u>Jan-23</u>	
<b>Barge Tonnage (Calendar YTD):</b>	104,278	102,021	2.2%
	142,675	200,400	(28.8%)
<b>Price and Cost Indices:</b>			
	<u>Jan-24</u>	<u>Jan-23</u>	
<b>Consumer Price Index - Urban</b>	292.9	284.0	3.1%
<b>Producer Price Index</b>	211.4	210.1	0.6%
<b>Municipal Cost Index (Est.)</b>	312.9	308.4	1.4%
<b>(Indices are not adjusted for seasonality)</b>			
<b>Financial Rates (Monthly Avg.):</b>			
	<u>Jan-24</u>	<u>Jan-23</u>	
<b>30-Day Treasury Bill</b>	5.375%	4.34%	1.04
<b>Municipal General Obligation Bond</b>			
<b>Buyer 11 Bond Index (20 Yr. A-AAA)</b>	3.36%	3.89%	(0.53)
<b>Municipal Revenue Bond Buyer</b>			
<b>25 Bond Index (25 Yr. A-AA+)</b>	3.63%	3.70%	(0.07)
<b>Utilities:</b>			
	<u>Jan-24</u>	<u>Jan-23</u>	
<b>Water Customers</b>	147,600	146,800	0.5%
<b>Sewer Customers</b>	135,600	134,800	0.6%



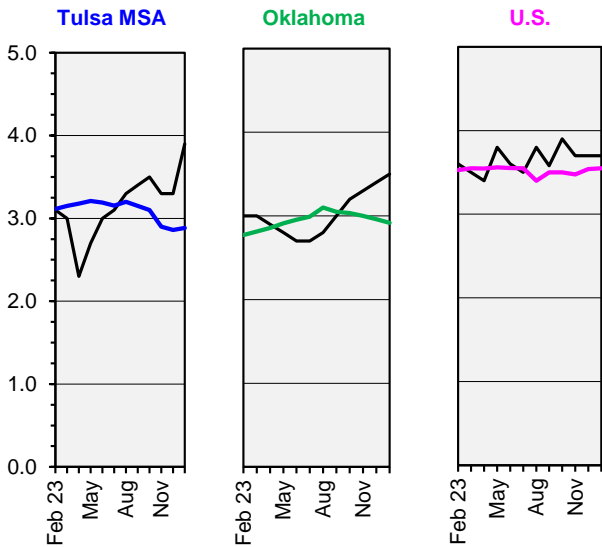
**Rates on Municipal Investments and Cost of Financing\*\***



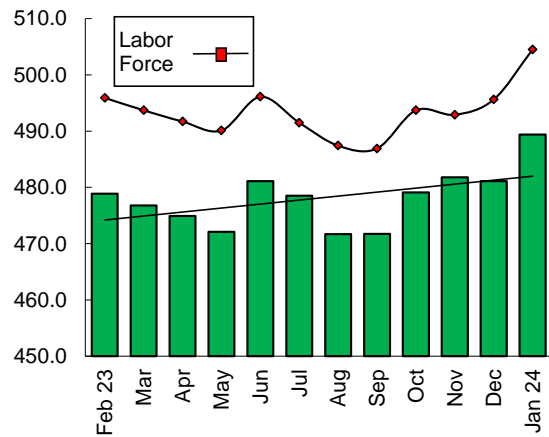
**Consumers, Producers, and Municipal Price/Cost Indices**



**Monthly (- -) and Average (—) Unemployment Rates (Most Recent 12 Months)**



**Tulsa MSA Wage & Salary Employment, 12 Month MA, and Labor Force (000's)**



**Short Term Capital Purchases Summary (Fund 477) as of February 2024**  
**2006 Sales Tax Capital Equipment Replacement Report**

Department/Entitiy	Appropriations	Month's Expenditures	Year to Date Expenditures	Encumbrances Commitments	Balance
Human Resources	\$ 107,940	\$ -	\$ 72,525	\$ 8,000	\$ 27,415
Finance	\$ 192,474	\$ -	\$ 54,778	\$ -	\$ 137,696
Customer Care	\$ 105,500	\$ -	\$ 99,500	\$ -	\$ 6,000
Legal	\$ 4,800	\$ -	\$ -	\$ -	\$ 4,800
Asset Management	\$ 1,126,502	\$ 8,316	\$ 391,039	\$ 574,494	\$ 160,969
Communications	\$ 7,067	\$ -	\$ -	\$ -	\$ 7,067
Information Technology	\$ 7,054,218	\$ 82,913	\$ 3,062,867	\$ 1,501,395	\$ 2,489,956
Police	\$ 9,362,779	\$ 138,617	\$ 3,233,411	\$ 3,496,128	\$ 2,633,241
Fire	\$ 7,413,087	\$ 59,893	\$ 430,055	\$ 5,455,666	\$ 1,527,366
Engineering Services	\$ 42,456	\$ 19,604	\$ 19,604	\$ 22,852	\$ 0
Public Works	\$ 6,457,981	\$ 151,591	\$ 1,413,066	\$ 3,136,607	\$ 1,908,308
Parks & Recreation	\$ 1,224,726	\$ 54,521	\$ 553,036	\$ 244,739	\$ 426,951
Manage Entities - Culture & Recreation	\$ 173,000	\$ -	\$ 73,000	\$ -	\$ 100,000
Dept. of City Experience	\$ 737,374	\$ -	\$ 251,309	\$ 294,371	\$ 191,694
Development Services	\$ 330,365	\$ -	\$ 197,305	\$ 129,345	\$ 3,715
Transfer to Other Funds*	\$ 123,000	\$ -	\$ 123,000	\$ -	\$ -
Transfer to River Parks*	\$ 436,000	\$ 112,151	\$ 148,151	\$ 109,513	\$ 178,335
Transfer to Tulsa Transit*	\$ 115,000	\$ -	\$ 115,000	\$ -	\$ -
	<b>\$ 35,014,269.00</b>	<b>\$ 627,605.83</b>	<b>\$ 10,237,646.29</b>	<b>\$ 14,973,109.58</b>	<b>\$ 9,803,513.13</b>

\* Total appropriation is transferred to the agency in a lump sum during the year and incorporated into their budget.

City of Tulsa  
Department of Finance  
**FINANCIAL REPORT**



**FINANCE**  
Budget and Planning

**SALES TAX OVERVIEW COMMITTEE**

PERIOD ENDING February 29, 2024

City of Tulsa



# Department of Finance

## FINANCIAL REPORT



**FINANCE**  
Budget and Planning

**G. T. Bynum**  
**Mayor**

**Tammy Pitts**  
**Director of Finance**

MAYOR

G. T. Bynum

CITY COUNCIL

VANESSA HALL-HARPER.....DISTRICT 1  
JEANNIE CUE .....DISTRICT 2  
CRISTA PATRICK.....DISTRICT 3  
LAURA BELLIS.....DISTRICT 4  
GRANT MILLER.....DISTRICT 5  
CHRISTIAM BENGEL .....DISTRICT 6  
LORI DECTER WRIGHT .....DISTRICT 7  
PHIL LAKIN JR .....DISTRICT 8  
JAYME FOWLER .....DISTRICT 9

CITY AUDITOR

CATHY CRISWELL

SALES TAX OVERVIEW COMMITTEE

Ashley Webb, Chair  
Kathy Sebert, Vice Chair  
Linda Jenkins, Secretary

Charles Wilkes  
Scott Asbjornson

Linda Jenkins  
Sylvia Powell

Kathy Sebert  
Maia Treleaven  
Matt Meyer  
Deborah McKinney  
Scott Grizzle  
Pamela Amburgy  
Jennifer White

Ashley Webb  
Jeffrey Covington  
James Deming  
Steve King  
Paul Hassink  
Mareo Johnson

**SALES TAX OVERVIEW COMMITTEE REPORT**  
**Table of Contents**

<u>FUND NO.</u>	<u>PAGE NO.</u>
<b>TABLE OF CONTENTS .....</b>	<b>3</b>
<b>CONSOLIDATED REPORTS</b>	
Balance Sheets .....	4
Schedule of Sales Tax Revenue .....	5
<b>402.....2006 SPECIAL EXTENDED SALES TAX.....</b>	<b>6</b>
Statement of Revenue, Expenditures, and Encumbrances.....	7
<b>405.....2014 EXTENDED 1.1% SALES TAX.....</b>	<b>10</b>
Statement of Revenue, Expenditures, and Encumbrances.....	11
<b>409.....2020 SALES TAX.....</b>	<b>15</b>
Statement of Revenue, Expenditures, and Encumbrances.....	16
<b>4000 .....2016 LIMITED PURPOSE TEMPORARY SALES TAX .....</b>	<b>18</b>
Statement of Revenue, Expenditures, and Encumbrances.....	19
<b>4001 .....2016 VISION ADVANCE FUNDED REVENUE BOND FUND .....</b>	<b>21</b>
Statement of Revenue, Expenditures, and Encumbrances.....	22
<b>4003 .....2016 VISION ADVANCE FUNDED REVENUE BOND FUND .....</b>	<b>24</b>
Statement of Revenue, Expenditures, and Encumbrances.....	25
<b>4004 .....2016 VISION ADVANCE FUNDED REVENUE BOND FUND .....</b>	<b>27</b>
Statement of Revenue, Expenditures, and Encumbrances.....	28
<b>4270-4276.....2014 GO BOND FUNDS .....</b>	<b>30</b>
Statement of Revenue, Expenditures, and Encumbrances.....	31
<b>4281-4285.....2020 GO BOND FUNDS .....</b>	<b>34</b>
Statement of Revenue, Expenditures, and Encumbrances.....	35
<b>4291-4296.....2024 GO BOND FUNDS .....</b>	<b>38</b>
Statement of Revenue, Expenditures, and Encumbrances.....	39
<b>COMBINED STATEMENT OF OTHER FUND ACTIVITY .....</b>	<b>44</b>
(401, 403, 404, 425, 426) .....	45
<b>BUDGET ACTIONS.....</b>	<b>46</b>

**CITY OF TULSA, OKLAHOMA  
SALES TAX OVERVIEW COMMITTEE REPORT  
BALANCE SHEET  
FEBRUARY 2024**

	FUND 402 2006 SPECIAL EXTENDED SALES TAX	FUND 405 2014 EXTENDED 1.1% SALES TAX	FUND 409 2020 SALES TAX	FUND 4000 2016 LIMITED PURPOSE TEMPORARY SALES TAX	FUNDS 4270 through 4276 2014 GO BOND FUNDS	FUNDS 4281 through 4285 2020 GO BOND FUNDS	FUNDS 4291 through 4296 2024 GO BOND FUNDS	TOTAL
<b>ASSETS:</b>								
POOLED EQUITY WITH TREASURER ACCRED INTERST RECEIVABLE	\$7,216,373.32	\$160,070,887.94	\$51,467,884.48	\$102,310,962.88	\$112,721,386.35	\$58,726,453.15	\$38,955,935.97	\$492,513,948.12
OTHER CURRENT RECEIVABLES	34,634.97	762,261.72	235,668.51	436,933.65				\$1,469,498.85
TAX RECEIVABLE			5,917,532.57	10,585,808.27				\$16,503,340.84
				1,753,915.89				\$1,753,915.89
<b>TOTAL ASSETS</b>	<b>\$7,251,008.29</b>	<b>\$160,833,149.66</b>	<b>\$57,621,085.56</b>	<b>\$115,087,620.69</b>	<b>\$112,721,386.35</b>	<b>\$58,726,453.15</b>	<b>\$58,726,453.15</b>	<b>\$512,240,703.70</b>
<b>LIABILITIES, RESERVES, AND FUND BALANCE:</b>								
<b>LIABILITIES AND RESERVE FOR ENC.:</b>								
ACCOUNTS PAYABLE		8,600.00					239.44	8,600.00
CONTRACTS PAYABLE - RETAINAGE	842.35	1,255,093.48	13,909.49	410,270.56	1,812,322.06	288,662.22		3,781,100.16
CONTRACTS RETAINAGE CLEAR								
PURCHASING CARD ESCROW								
DUE TO OTHER FUNDS								
ADVANCES FROM OTHER FUNDS		110,149.30						110,149.30
RESERVE FOR ENCUMBRANCES	934,967.02	24,971,730.13	11,735,598.57	3,447,733.61	25,974,926.69	33,702,012.77	8,408,473.14	100,766,968.79
RESERVE FOR COMMITMENTS								
<b>UNENCUMBERED FUND BALANCE:</b>								
APPROPRIATED	6,000,429.80	124,668,469.63	33,378,821.25	64,248,254.14	294,095.52	24,735,778.16	24,735,778.16	253,325,848.50
UNAPPROPRIATED	314,769.12	9,819,107.12	12,492,756.25	46,981,362.38	84,640,042.08			154,248,036.95
RESERVED FOR ADVANCES								
<b>TOTAL FUND BALANCE</b>	<b>6,315,198.92</b>	<b>134,487,576.75</b>	<b>45,871,577.50</b>	<b>111,229,616.52</b>	<b>84,934,137.60</b>	<b>24,735,778.16</b>	<b>24,735,778.16</b>	<b>407,573,885.45</b>
<b>TOTAL LIABILITIES, RESERVES, AND FUND BALANCE</b>	<b>\$7,251,008.29</b>	<b>\$160,833,149.66</b>	<b>\$57,621,085.56</b>	<b>\$115,087,620.69</b>	<b>\$112,721,386.35</b>	<b>\$58,726,453.15</b>	<b>\$58,726,453.15</b>	<b>\$512,240,703.70</b>



**CITY OF TULSA, OKLAHOMA**  
**SALES TAX OVERVIEW COMMITTEE REPORT**  
**SCHEDULE OF SALES TAX REVENUE**  
February 2024

Month	COMPARISON TO BUDGET (2022-2023)			COMPARISON TO PRIOR YEAR				
	BUDGET	ACTUAL	DIFFERENCE	2021-2022	2022-2023	AMOUNT	PERCENT	
	AMOUNT	AMOUNT		ACTUAL	ACTUAL	INCREASE (DECREASE)	INCREASE/DECREASE ACTUAL BUDGET	
July	\$ 9,720,773.00	\$ 10,349,764.41	\$ 628,991.41	\$ 9,845,859.25	\$ 10,349,764.41	\$ 503,905.16	5.1%	-1.3%
August	\$ 9,970,563.00	\$ 10,323,915.14	353,352.14	\$ 10,095,265.54	\$ 10,323,915.14	228,649.60	2.3%	-1.2%
September	\$ 9,666,526.00	\$ 10,106,613.79	440,087.79	\$ 9,641,274.74	\$ 10,106,613.79	465,339.05	4.8%	0.3%
October	\$ 9,626,968.00	\$ 10,385,003.09	758,035.09	\$ 10,019,197.63	\$ 10,385,003.09	365,805.46	3.7%	-3.9%
November	\$ 9,648,145.00	\$ 10,062,271.57	414,126.57	\$ 9,615,664.08	\$ 10,062,271.57	446,607.49	4.6%	0.3%
December	\$ 9,672,896.00	\$ 10,062,794.34	389,898.34	\$ 9,937,888.82	\$ 10,062,794.34	124,905.52	1.3%	-2.7%
January	\$ 10,277,220.00	\$ 10,342,586.55	65,366.55	\$ 10,072,232.25	\$ 10,342,586.55	270,354.30	2.7%	2.0%
February	\$ 10,276,136.00	\$ 10,321,393.09	45,257.09	\$ 10,361,581.82	\$ 10,321,393.09	(40,188.73)	-0.4%	-0.8%
March	\$ 8,821,273.00			\$ 9,821,460.85				-10.2%
April	\$ 9,221,522.00			\$ 9,378,599.48				-1.7%
May	\$ 10,073,262.00			\$ 10,291,299.34				-2.1%
June	\$ 9,713,485.00			\$ 9,712,756.46				0.0%
<b>TOTAL</b>	<b>\$ 116,688,769.00</b>	<b>\$ 81,954,341.98</b>	<b>\$ 3,095,114.98</b>	<b>\$ 118,793,080.26</b>	<b>\$ 81,954,341.98</b>	<b>\$ 2,365,377.85</b>	<b>3.0%</b>	<b>-1.8%</b>

PERCENT INCREASE (DECREASE) 3.78%

# **2006 SPECIAL EXTENDED SALES TAX**

**FUND 402**

**(SIXTH THIRD PENNY SALES TAX PROGRAM)**

**CITY OF TULSA, OKLAHOMA  
SALES TAX OVERVIEW COMMITTEE REPORT  
FUND 402 - 2006 SPECIAL EXTENDED SALES TAX**

**STATEMENT OF REVENUES, EXPENDITURES AND ENCUMBRANCES  
FOR THE EIGHT MONTHS ENDED FEBRUARY 29, 2024**

	FY ESTIMATED REVENUES/ LIFE-TO-DATE APPROPRIATIONS	CURRENT MONTH	ACTUAL YEAR TO DATE	LIFE TO DATE	OUTSTANDING REVENUES/ BALANCE OF APPROPRIATIONS
<b>Revenue</b>					
Sales Tax	\$	\$	\$	\$ 430,935,953.99	\$
Donations					
Interest on Investments		18,423.48	117,259.96	16,630,983.82	(117,259.96)
Intergovernmental Revenue					
Federal, State & Local grants					
Transfers from other funds					
Miscellaneous Revenue				1,424,225.61	
Total Revenue		18,423.48	117,259.96	448,991,163.42	-117,259.96
<b>Expenditures</b>					
Project Expenditures	272,920,362.47	101,390.04	7,005,959.90	271,706,968.96	1,213,393.51
Total Expenditures	272,920,362.47	101,390.04	7,005,959.90	271,706,968.96	1,213,393.51
Excess (Deficiency) of Revenue Over Expenditures			(6,888,699.94)	177,284,194.46	
Completed Projects Encumbrances			934,967.02	174,416,586.99 934,967.02	
Excess (Deficiency) of Revenue Over Expenditures and Encumbrances			(7,823,666.96)	1,932,640.45	
June 30, 2022 Ending Fund Balance			8,882,061.76		
Prior year expenditures					
June 30, 2022 Encumbrances			874,245.65		
Adjusted Beginning Fund Balance			9,756,307.41		
Ending Fund Balance			\$ 1,932,640.45	\$ 1,932,640.45	

# 2006 SPECIAL EXTEND SALES TAX

Fund 402

As of: 02/29/2024

\$ 272,920,362.47 \$ 101,390.04 \$ 915,562.92 \$ 265,984,965.65 \$ 934,967.02 \$ - \$ 6,000,429.80

Fund	Project	Project Title	Revised Budget	MTD Actual	YTD Actual	LTD Actual	Encumbrances	Committed	Balance
402	016100	Forensic Lab Expansion	\$ 14,729,241.90	\$ -	\$ -	\$ 14,729,241.90	\$ -	\$ -	\$ -
402	016130	Replace 2 Police Helicopters	\$ 4,344,475.00	\$ -	\$ -	\$ 4,344,475.00	\$ -	\$ -	\$ -
402	016200	Apparatus Replacement	\$ 12,863,575.91	\$ -	\$ -	\$ 12,863,575.91	\$ -	\$ -	\$ (0.00)
402	016240	Site Acq. For Addnl. Station	\$ 5,300,000.00	\$ -	\$ 1,006.75	\$ 4,834,838.97	\$ 1,250.00	\$ -	\$ 463,911.03
402	016310	Network System Replacement	\$ 1,402,150.04	\$ -	\$ -	\$ 1,402,150.04	\$ -	\$ -	\$ -
402	017110	General Park Improvements	\$ 4,829,359.78	\$ -	\$ -	\$ 4,828,917.98	\$ 441.80	\$ -	\$ (0.00)
402	017120	Golf Course Development	\$ 459,640.57	\$ -	\$ -	\$ 459,640.57	\$ -	\$ -	\$ -
402	017140	Tulsa Zoo Department	\$ 2,938,780.81	\$ -	\$ -	\$ 2,938,780.81	\$ -	\$ -	\$ -
402	060020	Comprehensive Plan Update	\$ 649,253.49	\$ -	\$ -	\$ 649,253.49	\$ -	\$ -	\$ -
402	060040	Equipment Mgmt Projects	\$ 2,242,000.00	\$ -	\$ -	\$ 2,242,000.00	\$ -	\$ -	\$ 0.00
402	062100	Unservd Area & Offsite Mns	\$ 7,200,000.00	\$ -	\$ -	\$ 7,200,000.00	\$ -	\$ -	\$ -
402	062120	Sswwtp 71 Ls Expansion	\$ 400,000.00	\$ -	\$ -	\$ 400,000.00	\$ -	\$ -	\$ -
402	062130	Spunky Crk Bsn Ms & Ls	\$ 9,497,696.77	\$ -	\$ -	\$ 9,497,696.77	\$ (0.00)	\$ -	\$ (0.00)
402	062140	Lower Bird Creek Wwtp Expn	\$ 11,000,000.00	\$ -	\$ -	\$ 11,000,000.00	\$ -	\$ -	\$ (0.00)
402	063101	Fred Creek Drainage Imprv	\$ 12,250,000.00	\$ -	\$ -	\$ 12,250,000.00	\$ -	\$ -	\$ -
402	063106	Elm Crk 6th St Drainage	\$ 2,000,000.00	\$ -	\$ -	\$ 2,000,000.00	\$ (0.00)	\$ -	\$ 0.00
402	063107	Citywide Mdp Updates	\$ 450,000.00	\$ -	\$ -	\$ 450,000.00	\$ -	\$ -	\$ -
402	063109	Engr And Insp Svc-Fc	\$ 500,000.00	\$ -	\$ -	\$ 500,000.00	\$ -	\$ -	\$ -
402	064001	Arterial Streets Rehab	\$ 28,169,343.33	\$ -	\$ 33,721.10	\$ 28,149,953.57	\$ 19,389.76	\$ -	\$ 0.00
402	064002	Residential Streets Rehab	\$ 25,849,169.10	\$ -	\$ -	\$ 25,849,169.10	\$ 0.00	\$ -	\$ 0.00
402	064003	Traffic Signals & Lighting	\$ 2,600,000.00	\$ -	\$ -	\$ 2,600,000.00	\$ -	\$ -	\$ -
402	064004	TRAFFIC SIGNAL SYNCH	\$ 1,700,000.00	\$ 7,826.94	\$ 7,826.94	\$ 1,700,000.00	\$ 0.00	\$ -	\$ (0.00)
402	064005	St Surface Rpr & Crack Seal	\$ 10,000,000.00	\$ -	\$ -	\$ 10,000,000.00	\$ 0.00	\$ -	\$ (0.00)
402	064060	Bridge Replacement	\$ 2,500,000.00	\$ -	\$ -	\$ 2,499,613.73	\$ 385.00	\$ -	\$ 1.27
402	064062	Bridge Rehab/Repair Cw	\$ 2,500,000.00	\$ -	\$ 2,335.54	\$ 2,490,497.85	\$ 9,502.15	\$ -	\$ 0.00
402	064093	City Match-Fed/St/Co Projs	\$ 1,500,000.00	\$ -	\$ -	\$ 1,410,000.00	\$ 90,000.00	\$ -	\$ -
402	064101	41St-Garnett To 129Th E Ave	\$ 500,000.00	\$ -	\$ -	\$ 498,500.00	\$ 1,500.00	\$ -	\$ 0.00
402	064102	81St-Memorial To Mingo	\$ 7,402,272.09	\$ -	\$ -	\$ 7,402,272.09	\$ -	\$ -	\$ 0.00
402	064103	91St & Harvard Intersection	\$ 2,217,000.00	\$ -	\$ -	\$ 2,217,000.00	\$ 0.00	\$ -	\$ 0.00
402	064104	91St And Sheridan Inters	\$ 4,417,718.54	\$ -	\$ -	\$ 4,414,613.00	\$ -	\$ -	\$ 3,105.54
402	064105	61St St Riverside To Peoria	\$ 800,000.00	\$ -	\$ -	\$ 705,989.93	\$ 23,660.27	\$ -	\$ 70,349.80
402	064106	Garnett-11Th To I-244	\$ 500,000.00	\$ -	\$ -	\$ 499,555.00	\$ -	\$ -	\$ 445.00
402	064107	Mingo 71St To 81St	\$ 500,000.00	\$ -	\$ -	\$ 498,721.40	\$ -	\$ -	\$ 1,278.60
402	064108	Pine St-Memorial To Mingo	\$ 500,000.00	\$ -	\$ -	\$ 487,498.67	\$ (0.00)	\$ -	\$ 12,501.33
402	064109	129Th-31St To 41St	\$ 5,500,000.00	\$ -	\$ -	\$ 5,500,000.00	\$ -	\$ -	\$ -
402	064110	61St-Riverside To Peoria	\$ 7,369,000.00	\$ -	\$ -	\$ 7,369,000.00	\$ -	\$ -	\$ (0.00)
402	064111	91St-Memorial To Mingo	\$ 500,000.00	\$ 93,563.10	\$ 282,886.22	\$ 347,994.39	\$ 115,859.00	\$ -	\$ 36,146.61
402	065100	Public Facilities Renov	\$ 7,080,000.00	\$ -	\$ 11,600.44	\$ 6,972,462.27	\$ 107,447.08	\$ -	\$ 90.65
402	065300	Energy Efficiency Facil Impr	\$ 1,600,000.00	\$ -	\$ -	\$ 1,134,165.67	\$ 50,000.00	\$ -	\$ 415,834.33
402	065320	Gilcrease Museum Renovation	\$ 4,451,158.00	\$ -	\$ -	\$ 4,450,747.45	\$ 410.55	\$ -	\$ 0.00

# 2006 SPECIAL EXTEND SALES TAX

Fund 402

As of: 02/29/2024

\$ 272,920,362.47 \$ 101,390.04 \$ 915,562.92 \$ 265,984,965.65 \$ 934,967.02 \$ - \$ 6,000,429.80

Fund	Project	Project Title	Revised Budget	MTD Actual	YTD Actual	LTD Actual	Encumbrances	Committed	Balance
402	065330	Performing Arts Ctr Renova	\$ 1,560,000.00	\$ -	\$ -	\$ 1,560,000.00	\$ -	\$ -	\$ -
402	066210	New Fs 11-11Th/177Th	\$ -	\$ -	\$ -	\$ -	\$ -	\$ -	\$ -
402	066220	Homeland Sec Equip Facil	\$ 2,708,852.22	\$ -	\$ -	\$ 2,708,852.22	\$ -	\$ -	\$ 0.00
402	066310	Weather Alert Sirens Repl	\$ 1,694,929.61	\$ -	\$ -	\$ 1,694,929.61	\$ -	\$ -	\$ -
402	066320	61St Twr Comm Shelter Repl	\$ 299,964.04	\$ -	\$ -	\$ 299,964.04	\$ -	\$ -	\$ -
402	066330	Pwr Prtct Bok Comm Site Bok	\$ 104,569.00	\$ -	\$ -	\$ 104,569.00	\$ -	\$ -	\$ -
402	066340	Log Sys 800 Mhz Radio Sys	\$ 118,787.61	\$ -	\$ -	\$ 118,787.61	\$ -	\$ -	\$ -
402	066350	Computer Sys Repl/Enhance	\$ 511,449.95	\$ -	\$ -	\$ 511,449.95	\$ -	\$ -	\$ -
402	067120	Plgnd Splashpad Park Surfs	\$ 3,095,280.61	\$ -	\$ -	\$ 3,029,533.40	\$ -	\$ -	\$ 65,747.21
402	067130	Playground Equip Repl/Renov	\$ 1,063,517.00	\$ -	\$ -	\$ 1,054,597.78	\$ -	\$ -	\$ 8,919.22
402	067170	Carl Smith Facil Devel	\$ 235,421.96	\$ -	\$ -	\$ 231,991.95	\$ 3,430.01	\$ -	\$ 0.00
402	067510	Trails Resurf And Widening	\$ 2,924,423.01	\$ -	\$ -	\$ 2,924,423.01	\$ -	\$ -	\$ -
402	067520	EST BANK IMPR 11TH-21STS	\$ 5,250,000.00	\$ -	\$ -	\$ 346,031.29	\$ -	\$ -	\$ 4,903,968.71
402	067530	RVR WST FESTIVAL PRK RENOV	\$ 7,491,683.05	\$ -	\$ -	\$ 7,491,683.05	\$ -	\$ -	\$ -
402	067540	RIVER PRKS FACIL REHAB/REPL	\$ 345,186.15	\$ -	\$ -	\$ 345,186.15	\$ -	\$ -	\$ -
402	068100	Tda Downtown Prop Acq	\$ 1,720,000.00	\$ -	\$ -	\$ 1,720,000.00	\$ -	\$ -	\$ -
402	068110	Kendall Whittier Plan Impl	\$ 5,000,000.00	\$ -	\$ -	\$ 5,000,000.00	\$ -	\$ -	\$ -
402	068120	Dirty Butter Crk Acq Ph2	\$ 2,096,066.28	\$ -	\$ -	\$ 2,096,066.28	\$ 0.00	\$ -	\$ (0.00)
402	068130	Downtown Signage	\$ 1,813,710.24	\$ -	\$ -	\$ 1,813,710.24	\$ -	\$ -	\$ -
402	068140	Econ Devel Infrastructure	\$ 3,000,000.00	\$ -	\$ -	\$ 3,000,000.00	\$ -	\$ -	\$ -
402	068160	New Parking Garage	\$ 5,000,000.00	\$ -	\$ -	\$ 4,488,308.60	\$ 511,691.40	\$ -	\$ 0.00
402	069100	Mtta System Projects	\$ 2,410,000.00	\$ -	\$ -	\$ 2,409,999.89	\$ -	\$ -	\$ 0.11
402	096005	Electronic Ticketing Equip	\$ 182,707.40	\$ -	\$ -	\$ 182,707.40	\$ -	\$ -	\$ -
402	144104	Riverside Dr & Rltd Infrstr	\$ 250,252.64	\$ -	\$ -	\$ 250,252.64	\$ -	\$ -	\$ -
402	146200	Fire - SCBA	\$ 94,389.51	\$ -	\$ -	\$ 94,389.51	\$ -	\$ -	\$ -
402	156000	Radio Sys Upgrd & Assc Equip	\$ 3,545,000.00	\$ -	\$ -	\$ 3,545,000.00	\$ -	\$ -	\$ -
402	170101	Capital Equipment	\$ 172,000.00	\$ -	\$ -	\$ 172,000.00	\$ -	\$ -	\$ 0.00
402	203400001Z	Tulsa Zoo Department	\$ 1,027,836.86	\$ -	\$ 576,185.93	\$ 1,027,836.86	\$ -	\$ -	\$ -
402	914411	Tulsa Trails	\$ 1,492,500.00	\$ -	\$ -	\$ 1,492,500.00	\$ 0.00	\$ -	\$ (0.00)
402	962301	Tulsa Convention Center Impr	\$ 2,000,000.00	\$ -	\$ -	\$ 1,981,869.61	\$ -	\$ -	\$ 18,130.39
402	966120	Gilcrease Exp Osage Exp-41st	\$ 4,500,000.00	\$ -	\$ -	\$ 4,500,000.00	\$ -	\$ -	\$ -

# **2014 EXTENDED 1.1% SALES TAX**

**FUND 405**

**(2014 EXTENDED 1.1% SALES TAX FUND)**

**CITY OF TULSA, OKLAHOMA  
SALES TAX OVERVIEW COMMITTEE REPORT  
FUND 405 - 2014 EXTENDED 1.1% SALES TAX**

**STATEMENT OF REVENUES, EXPENDITURES AND ENCUMBRANCES  
FOR THE EIGHT MONTHS ENDED FEBRUARY 29, 2024**

	FY ESTIMATED		ACTUAL		OUTSTANDING REVENUES/ BALANCE OF APPROPRIATIONS
	REVENUES/ LIFE-TO-DATE APPROPRIATIONS	CURRENT MONTH	YEAR TO DATE	LIFE TO DATE	
<b>Revenue</b>					
Sales Tax	\$	\$	\$	\$	551,323,376.53
Donations					
Interest on Investments		407,611.75	2,539,102.97	21,973,245.46	(2,539,102.97)
Intergovernmental Revenue					
Federal, State & Local grants					
Transfers from other funds					
Miscellaneous Revenue				98,580.75	
<b>Total Revenue</b>		<b>407,611.75</b>	<b>2,539,102.97</b>	<b>573,395,202.74</b>	<b>-2,539,102.97</b>
<b>Expenditures</b>					
Project Expenditures	579,639,705.22	1,545,759.48	18,037,704.80	420,906,130.67	158,733,574.55
<b>Total Expenditures</b>	<b>579,639,705.22</b>	<b>1,545,759.48</b>	<b>18,037,704.80</b>	<b>420,906,130.67</b>	<b>158,733,574.55</b>
<b>Excess (Deficiency) of Revenue Over Expenditures</b>			(15,498,601.83)	152,489,072.07	
<b>Completed Projects Encumbrances</b>			<u>25,535,029.75</u>	<u>25,535,029.75</u>	
<b>Excess (Deficiency) of Revenue Over Expenditures and Encumbrances</b>			(41,033,631.58)	126,954,042.32	
<b>June 30, 2022 Ending Fund Balance</b>			129,725,585.23		
<b>Prior year expenditures</b>					
<b>June 30, 2022 Encumbrances</b>			<u>38,262,088.67</u>		
<b>Adjusted Beginning Fund Balance</b>			<u>167,987,673.90</u>		
<b>Ending Fund Balance</b>			<u>\$ 126,954,042.32</u>	<u>\$ 126,954,042.32</u>	

# 2014 SALES TAX

Fund 405

As of: 02/29/2024

\$ 579,639,705.22 \$ 1,545,759.48 \$ 15,864,137.98 \$ 429,436,205.84 \$ 25,244,861.25 \$ 290,168.50 \$ 124,668,469.63

Fund	Project	Project Title	Revised Budget	MTD Actual	YTD Actual	LTD Actual	Encumbrances	Committed	Balance
405	140040	Cng Fuel Expansion	\$ 1,800,000.00	\$ -	\$ -	\$ 1,787,810.17	\$ -	\$ -	\$ 12,189.83
405	140050	Radio Frequency ID Devices	\$ 750,000.00	\$ -	\$ -	\$ -	\$ -	\$ -	\$ 750,000.00
405	140060	Emd Emergency Generators	\$ 200,000.00	\$ -	\$ -	\$ 196,879.85	\$ 3,120.15	\$ -	\$ 0.00
405	140070	Emd Facilities Maintenance	\$ 1,000,000.00	\$ -	\$ 33,000.00	\$ 888,975.46	\$ 9,337.00	\$ -	\$ 101,687.54
405	140080	Emd Lights, Hvac, Plumbing	\$ 2,300,000.00	\$ -	\$ 4,945.00	\$ 1,480,357.70	\$ (0.00)	\$ 44,238.50	\$ 775,403.80
405	140100	Capital Equipment	\$ 46,235,000.00	\$ -	\$ -	\$ 46,234,996.00	\$ -	\$ -	\$ 4.00
405	143001	Levee District #12 Rehab	\$ 3,400,000.00	\$ -	\$ (960,155.50)	\$ 446,463.00	\$ 120,002.85	\$ -	\$ 2,833,534.15
405	144003	Citywide Guardrail Repl	\$ 1,000,000.00	\$ -	\$ 7,604.97	\$ 542,391.76	\$ 54,481.22	\$ -	\$ 403,127.02
405	144004	CW Traffic Signalization	\$ 2,000,000.00	\$ 3,368.93	\$ 207,621.08	\$ 1,624,953.67	\$ 201,168.53	\$ -	\$ 173,877.80
405	144005	Roadway & Pedestrian Lights	\$ 1,000,000.00	\$ 6,956.25	\$ 62,291.64	\$ 952,509.11	\$ 47,490.89	\$ -	\$ (0.00)
405	144006	Signing Pvmt Mark Dlintion	\$ 2,510,000.00	\$ -	\$ 98,791.99	\$ 1,889,067.52	\$ 87,500.00	\$ -	\$ 533,432.48
405	144007	Traffic Calming & Safety	\$ 1,000,000.00	\$ -	\$ -	\$ 1,000,000.00	\$ (0.00)	\$ -	\$ 0.00
405	144008	TRAFFIC SIGNAL INSTALLATION	\$ 3,151,264.92	\$ 4,800.00	\$ 92,452.50	\$ 2,676,690.56	\$ 123,579.80	\$ 54,500.00	\$ 296,494.56
405	144009	TRAFFIC SIGNAL POLE RPL	\$ 1,000,000.00	\$ -	\$ -	\$ 819,100.37	\$ 17,464.78	\$ -	\$ 163,434.85
405	144010	Creek Turnpike Trail Bridge	\$ 93,900.00	\$ -	\$ 2,857.59	\$ 88,173.68	\$ 5,726.32	\$ -	\$ 0.00
405	144011	GPS Emgency Vehicle Preemp Sys	\$ 400,000.00	\$ -	\$ -	\$ 400,000.00	\$ -	\$ -	\$ -
405	144017	Art Street Rehab & Citywide	\$ 127,340,000.00	\$ 58,651.34	\$ 741,635.58	\$ 76,185,466.56	\$ 2,018,514.71	\$ -	\$ 49,136,018.73
405	144018	Bike Ped Master Plan Improv	\$ 4,200,000.00	\$ -	\$ 23,182.99	\$ 4,199,999.07	\$ 0.93	\$ -	\$ (0.00)
405	144019	IDL Entrance Rehab	\$ 3,000,000.00	\$ -	\$ -	\$ 3,000,000.00	\$ 0.00	\$ -	\$ (0.00)
405	144020	Citywide-Arterial Rt&Pv Main	\$ 3,120,000.00	\$ -	\$ 82,681.02	\$ 3,120,000.00	\$ 0.00	\$ -	\$ 0.00
405	144063	Bridge Replacement And Rehab	\$ 14,685,000.00	\$ 72,112.35	\$ 146,868.82	\$ 7,888,059.96	\$ 580,381.18	\$ -	\$ 6,216,558.86
405	144093	Citywide Matching Funds	\$ 8,429,500.00	\$ -	\$ -	\$ 3,429,500.00	\$ (0.00)	\$ -	\$ 5,000,000.00
405	144094	ODOT Rehab & Replacement	\$ 3,800,000.00	\$ -	\$ -	\$ 3,770,928.06	\$ 0.00	\$ -	\$ 29,071.94
405	144101	Yale Ave 81St - 91St Wdn	\$ 30,250,000.00	\$ 947,426.74	\$ 5,650,180.66	\$ 20,956,797.44	\$ 6,219,568.17	\$ -	\$ 3,073,634.39
405	144102	81St St Sheridan - Meml Wdn	\$ 12,000,000.00	\$ 20,561.46	\$ 33,721.46	\$ 9,864,642.94	\$ 86,767.72	\$ -	\$ 2,048,589.34
405	144103	Yale 96th - 101st St Wdn	\$ 13,000,000.00	\$ -	\$ -	\$ 11,406,496.12	\$ 168,336.52	\$ -	\$ 1,425,167.36
405	144104	Riverside Dr & Rltd Infrstr	\$ 19,678,159.48	\$ -	\$ -	\$ 19,657,945.32	\$ 20,214.16	\$ -	\$ (0.00)
405	144105	25 W Ave: Edison-Apache (DS-W)	\$ 750,000.00	\$ -	\$ -	\$ 750,000.00	\$ 0.00	\$ -	\$ (0.00)
405	144108	Pine St: Mingo-U.S. 169 (DS-W)	\$ 500,000.00	\$ -	\$ 103,029.27	\$ 103,029.27	\$ 335,770.73	\$ -	\$ 61,200.00
405	144109	Ada Transition Plan - Street	\$ 10,200,000.00	\$ -	\$ 191,535.49	\$ 6,608,520.17	\$ 781,464.34	\$ -	\$ 2,810,015.49
405	144120	Gilcrease Exp Local Match	\$ 7,500,000.00	\$ -	\$ -	\$ 3,439,884.37	\$ 1,025,000.00	\$ -	\$ 3,035,115.63
405	145100	Ada Transition Plan - Bldgs	\$ 1,275,000.00	\$ -	\$ 30,541.58	\$ 529,846.78	\$ 120,008.84	\$ -	\$ 625,144.38
405	145200	Ada Transition Plan - Parks	\$ 1,140,000.00	\$ -	\$ 8,790.00	\$ 958,060.19	\$ 18,237.05	\$ -	\$ 163,702.76
405	145300	Public Facilities, Otc	\$ 3,295,000.00	\$ -	\$ 351,099.99	\$ 1,764,269.76	\$ 83,631.60	\$ -	\$ 1,447,098.64
405	145330	Pac - Fire Alarm System	\$ 520,000.00	\$ 27,636.98	\$ 204,620.63	\$ 520,000.00	\$ 0.00	\$ -	\$ (0.00)
405	145340	Pac - Fire Sprinklers	\$ 1,140,000.00	\$ 142,235.53	\$ 142,168.55	\$ 679,847.35	\$ 413,813.58	\$ -	\$ 46,339.07
405	145350	Pac - Renovations	\$ 1,840,000.00	\$ 2,660.61	\$ 442,026.05	\$ 1,646,981.33	\$ 132,625.95	\$ -	\$ 60,392.72
405	145360	Pac - Fan Coil Replacement	\$ 555,000.00	\$ -	\$ (24,156.38)	\$ 523,971.07	\$ (0.00)	\$ -	\$ 31,028.93
405	145370	Pac - Hvac Motor Replacement	\$ 175,000.00	\$ -	\$ -	\$ 20,000.00	\$ -	\$ -	\$ 155,000.00
405	145380	PAC: Roof Replacement	\$ 1,300,000.00	\$ -	\$ 12	\$ 1,241,015.27	\$ 10,353.77	\$ -	\$ 48,630.96



# 2014 SALES TAX

Fund 405

As of: 02/29/2024

\$ 579,639,705.22 \$ 1,545,759.48 \$ 15,864,137.98 \$ 429,436,205.84 \$ 25,244,861.25 \$ 290,168.50 \$ 124,668,469.63

Fund	Project	Project Title	Revised Budget	MTD Actual	YTD Actual	LTD Actual	Encumbrances	Committed	Balance
405	145400	Public Facilities, Roofing	\$ 3,000,000.00	\$ -	\$ 19,650.36	\$ 2,849,468.98	\$ 150,531.02	\$ -	\$ (0.00)
405	145500	Animal Shelter Expn Ph 1	\$ 8,850,000.00	\$ -	\$ 171,022.12	\$ 458,896.95	\$ 84,612.46	\$ -	\$ 8,306,490.59
405	145600	Animal Shelter Facility Imp	\$ 750,000.00	\$ -	\$ -	\$ 705,467.71	\$ -	\$ -	\$ 44,532.29
405	145610	Gm - Cctv Camera Upgrade	\$ 491,854.46	\$ -	\$ -	\$ 491,854.46	\$ -	\$ -	\$ -
405	145620	Gilcrease Lib/Arch Storage	\$ 300,000.00	\$ -	\$ -	\$ 300,000.00	\$ -	\$ -	\$ -
405	145630	Helmerich Hall Floor Repl	\$ 1,374.12	\$ -	\$ -	\$ 1,374.12	\$ -	\$ -	\$ (0.00)
405	145640	Gilcrease: Gallery wood floor	\$ -	\$ -	\$ -	\$ -	\$ -	\$ -	\$ -
405	145650	GM - Grease Trap & Sewer	\$ 54,047.48	\$ -	\$ -	\$ 54,047.48	\$ -	\$ -	\$ -
405	145660	GM - Gallery Lighting Cntrls	\$ 218,393.61	\$ -	\$ -	\$ 218,393.61	\$ (0.00)	\$ -	\$ 0.00
405	145670	GM - Fire Suppression	\$ 43,119.58	\$ -	\$ -	\$ 43,119.51	\$ -	\$ -	\$ 0.07
405	145680	Gilcrease: Kitchen renovation	\$ -	\$ -	\$ -	\$ -	\$ 0.00	\$ -	\$ (0.00)
405	145690	GM - Perimeter Fence	\$ 30,595.39	\$ -	\$ -	\$ 30,595.39	\$ -	\$ -	\$ 0.00
405	145700	GM - Public Restroom	\$ 11,553.31	\$ -	\$ -	\$ 11,553.31	\$ -	\$ -	\$ (0.00)
405	145710	Gilcrease: Restore N Park	\$ -	\$ -	\$ -	\$ -	\$ -	\$ -	\$ -
405	145710A	Gilcrease: Restore N Park	\$ -	\$ -	\$ -	\$ -	\$ -	\$ -	\$ -
405	145720	GM HVAC Humidification	\$ 1,078,145.54	\$ -	\$ 102,016.43	\$ 1,078,145.54	\$ -	\$ -	\$ (0.00)
405	145730	Gilcrease: Chromatic Glass	\$ -	\$ -	\$ -	\$ -	\$ -	\$ -	\$ -
405	145740	GM Chilled Water Drive	\$ 155,000.00	\$ -	\$ -	\$ 155,000.00	\$ -	\$ -	\$ -
405	145750	GM HVAC Controls	\$ 400,000.00	\$ -	\$ -	\$ 400,000.00	\$ -	\$ -	\$ -
405	145760	GM - Halon Fire Suppression	\$ 632,623.06	\$ -	\$ -	\$ 632,623.06	\$ 0.00	\$ -	\$ (0.00)
405	145770	Gilcrease: Parking Expansion	\$ -	\$ -	\$ -	\$ -	\$ -	\$ -	\$ -
405	145780	GM - Roof Replacement	\$ 1,322,531.58	\$ -	\$ -	\$ 1,322,531.58	\$ (0.00)	\$ -	\$ 0.00
405	145790	GM - Thoms Gilcrease Roof	\$ 518,324.73	\$ -	\$ -	\$ 518,324.73	\$ (0.00)	\$ -	\$ (0.00)
405	145800	Tulsa Centrl Library Project	\$ 10,000,000.00	\$ -	\$ -	\$ 10,000,000.00	\$ -	\$ -	\$ -
405	146100	Helicopter Replacement	\$ 2,802,000.00	\$ -	\$ -	\$ 2,802,000.00	\$ -	\$ -	\$ -
405	146110	Police Academy-Crt-Compstat	\$ 4,040,000.00	\$ -	\$ -	\$ 2,943,752.18	\$ (0.00)	\$ -	\$ 1,096,247.82
405	146120	Uniform Division Renovations	\$ 3,000,000.00	\$ 19,428.00	\$ 32,764.95	\$ 381,017.95	\$ 77,823.05	\$ -	\$ 2,541,159.00
405	146130	Police Capital Equipment	\$ 22,265,000.00	\$ -	\$ -	\$ 22,265,000.00	\$ -	\$ -	\$ -
405	146200	Fire - SCBA	\$ 2,600,000.00	\$ -	\$ -	\$ 2,600,000.00	\$ -	\$ -	\$ -
405	146210	Apparatus Replacement	\$ 17,000,000.00	\$ -	\$ -	\$ 16,166,371.83	\$ 794,765.36	\$ -	\$ 38,862.81
405	146220	Fire Station Rehabilitation	\$ 7,250,000.00	\$ 8,600.00	\$ 49,817.34	\$ 6,689,395.46	\$ 406,560.02	\$ -	\$ 154,044.52
405	146230	Fire Station Generators	\$ 1,500,000.00	\$ -	\$ -	\$ 1,441,943.79	\$ (0.00)	\$ -	\$ 58,056.21
405	146240	Fire Department Facilities	\$ 2,000,000.00	\$ -	\$ 750.00	\$ 180,807.50	\$ 61,854.50	\$ -	\$ 1,757,338.00
405	146300	Financial Sys Replacement	\$ 10,000,000.00	\$ -	\$ -	\$ 8,540,491.86	\$ 1,400.00	\$ -	\$ 1,458,108.14
405	146310	Law Enforcement Records Mgmt	\$ 7,030,000.00	\$ 190,246.00	\$ 287,008.24	\$ 6,319,579.62	\$ 155,705.00	\$ -	\$ 554,715.38
405	147100	Rp - Park Facilities Refurb	\$ 4,000,000.00	\$ 10,987.50	\$ 90,025.35	\$ 3,338,986.08	\$ -	\$ -	\$ 661,013.92
405	147120	Reed - Pool Reconstruction	\$ 2,410,000.00	\$ -	\$ -	\$ 2,358,763.54	\$ 51,236.46	\$ -	\$ (0.00)
405	147130	Security System Upgrades	\$ 160,000.00	\$ -	\$ -	\$ 140,896.78	\$ 15,564.24	\$ -	\$ 3,538.98
405	147140	Tiger & Snow Leopard Exhibit	\$ 3,165,497.09	\$ -	\$ -	\$ 3,165,497.09	\$ -	\$ -	\$ 0.00
405	147150	Carnivores Exhibits	\$ 8,000,000.00	\$ -	\$13	\$ 619.32	\$ 7,999,380.68	\$ -	\$ -

# 2014 SALES TAX

Fund 405

As of: 02/29/2024

\$ 579,639,705.22 \$ 1,545,759.48 \$ 15,864,137.98 \$ 429,436,205.84 \$ 25,244,861.25 \$ 290,168.50 \$ 124,668,469.63

Fund	Project	Project Title	Revised Budget	MTD Actual	YTD Actual	LTD Actual	Encumbrances	Committed	Balance
405	147160	Hicks Park Improvements	\$ 635,000.00	\$ -	\$ -	\$ 633,313.45	\$ 1,686.55	\$ -	\$ 0.00
405	147170	Hunter: Restroom (Exp & Repr)	\$ 400,000.00	\$ -	\$ -	\$ -	\$ -	\$ -	\$ 400,000.00
405	147180	Lacy Park Master Plan - Ph 1	\$ 3,600,000.00	\$ -	\$ -	\$ 3,600,000.00	\$ -	\$ -	\$ (0.00)
405	147190	Water Playgrounds	\$ 1,580,000.00	\$ -	\$ -	\$ 1,580,000.00	\$ (0.00)	\$ -	\$ (0.00)
405	147200	Rp - Pedestrian Bridge Imp	\$ 7,760,000.00	\$ -	\$ 16,282.67	\$ 7,760,000.00	\$ (0.00)	\$ -	\$ 0.00
405	147210	Mohawk Golf Club House	\$ 265,000.00	\$ -	\$ 48,932.00	\$ 234,292.51	\$ -	\$ -	\$ 30,707.49
405	147220	Page Belcher Improvements	\$ 400,000.00	\$ -	\$ 4,976.00	\$ 181,790.20	\$ 0.00	\$ -	\$ 218,209.80
405	147230	Savage Park Improvements	\$ 120,000.00	\$ -	\$ -	\$ 15,313.82	\$ 8,501.87	\$ -	\$ 96,184.31
405	147240	Whiteside Plumbing Repairs	\$ 355,000.00	\$ -	\$ -	\$ 251,097.34	\$ 0.00	\$ -	\$ 103,902.66
405	147250	Woodward: Comp Landscaping	\$ 4,850,000.00	\$ 5,971.61	\$ 21,924.57	\$ 1,195,919.34	\$ 52,889.78	\$ -	\$ 3,601,190.88
405	147260	Cousins Park Improvements	\$ 1,975,000.00	\$ -	\$ -	\$ -	\$ -	\$ -	\$ 1,975,000.00
405	147270	Carl Smith Improvements	\$ 185,000.00	\$ -	\$ -	\$ 76,935.35	\$ 7,388.98	\$ -	\$ 100,675.67
405	147300	Chamberlain - Pool Reconstruct	\$ 2,424,185.98	\$ -	\$ 2,000.00	\$ 243,526.09	\$ 25,057.68	\$ -	\$ 2,155,602.21
405	147400	Lacy - Pool	\$ 2,640,000.00	\$ -	\$ -	\$ 2,634,677.94	\$ 2,450.08	\$ -	\$ 2,871.98
405	147500	Mcclure - Pool	\$ 4,725,000.00	\$ -	\$ -	\$ 4,521,834.20	\$ 10,372.73	\$ -	\$ 192,793.07
405	147510	Whiteside Pool	\$ 1,350,000.00	\$ -	\$ -	\$ 1,349,674.19	\$ 0.00	\$ -	\$ 325.81
405	147520	Playground Safety Surfaces	\$ 7,300,000.00	\$ 632.50	\$ 373,539.76	\$ 3,426,815.91	\$ 121,573.11	\$ -	\$ 3,751,610.98
405	148100	Annual Economic Development	\$ 6,675,000.00	\$ -	\$ 675.56	\$ 4,366,163.11	\$ 1,218,284.70	\$ -	\$ 1,090,552.19
405	148110	Op Ser - Strategic Mobility	\$ 1,500,000.00	\$ -	\$ -	\$ 528,679.00	\$ 20,000.00	\$ -	\$ 951,321.00
405	148120	Op Ser - Corridor & Small Ar	\$ 2,000,000.00	\$ -	\$ -	\$ 1,132,935.44	\$ 14,589.19	\$ -	\$ 852,475.37
405	148130	Op Ser - Northland Str. Acq	\$ 5,000,000.00	\$ 4,161.96	\$ 4,161.96	\$ 2,700,132.96	\$ 9,755.54	\$ 191,430.00	\$ 2,098,681.50
405	148140	Retail and Res Development	\$ 4,000,000.00	\$ -	\$ -	\$ 3,998,400.00	\$ -	\$ -	\$ 1,600.00
405	148150	Pearl District Flood Control	\$ 5,000,000.00	\$ -	\$ 526.27	\$ 2,747,710.48	\$ 96,884.93	\$ -	\$ 2,155,404.59
405	148160	Charles Page Boulevard - Plan	\$ 445,000.00	\$ 13,295.82	\$ 87,195.82	\$ 213,502.33	\$ -	\$ -	\$ 231,497.67
405	148170	Eugene Field Redevelopment	\$ 10,900,000.00	\$ 5,005.90	\$ 197,817.55	\$ 9,314,556.36	\$ 1,036,897.21	\$ -	\$ 548,546.43
405	148180	Route 66 Restrooms & Parking	\$ 550,000.00	\$ -	\$ -	\$ 524,394.54	\$ 0.00	\$ -	\$ 25,605.46
405	149100	Transit Coach & Lift Match	\$ 14,750,000.00	\$ -	\$ 122,500.00	\$ 9,515,073.60	\$ -	\$ -	\$ 5,234,926.40
405	149200	Peoria (Brt) Project	\$ 14,052,005.06	\$ -	\$ -	\$ 13,634,729.05	\$ 2.00	\$ -	\$ 417,274.01
405	170050	Tulsa Zoo & Living Museum	\$ 198,271.82	\$ 1,020.00	\$ 189,291.82	\$ 189,291.82	\$ 8,980.00	\$ -	\$ -
405	193400000Z	Zoo Playground	\$ 1,451,728.18	\$ -	\$ -	\$ 1,451,728.18	\$ -	\$ -	\$ (0.00)
405	2059FR0046	Consulting Services - Match	\$ 70,500.00	\$ -	\$ -	\$ 27,488.00	\$ -	\$ -	\$ 43,012.00
405	2125X0001Z	Computer Aided Dispatch (CAD)	\$ 660,000.00	\$ -	\$ -	\$ 659,998.00	\$ -	\$ -	\$ 2.00
405	2132X0001Z	MTTA Parking Lot	\$ 947,994.94	\$ -	\$ -	\$ 689,501.75	\$ -	\$ -	\$ 258,493.19
405	2134B0001Z	Gilcrease Museum Facility Imp	\$ 8,262,134.89	\$ -	\$ 6,363,924.23	\$ 8,136,581.57	\$ 125,553.32	\$ -	\$ 0.00

# **2020 SALES TAX**

**FUND 409**

**(2020 SALES TAX FUND)**

**CITY OF TULSA, OKLAHOMA  
SALES TAX OVERVIEW COMMITTEE REPORT  
FUND 409 - 2020 SALES TAX**

**STATEMENT OF REVENUES, EXPENDITURES AND ENCUMBRANCES  
FOR THE EIGHT MONTHS ENDED FEBRUARY 29, 2024**

	FY ESTIMATED REVENUES/ LIFE-TO-DATE APPROPRIATIONS	CURRENT MONTH	ACTUAL YEAR TO DATE	LIFE TO DATE	OUTSTANDING REVENUES/ BALANCE OF APPROPRIATIONS
<b>Revenue</b>					
Sales Tax	\$ 41,840,595.00	\$ 3,700,897.92	\$ 29,386,019.03	\$ 114,986,471.01	\$ 12,454,575.97
Donations					
Interest on Investments		130,186.30	708,609.38	1,475,316.04	(708,609.38)
Intergovernmental Revenue					
Federal, State & Local grants					
Transfers from other funds					
Miscellaneous Revenue					
Total Revenue	<u>41,840,595.00</u>	<u>3,831,084.22</u>	<u>30,094,628.41</u>	<u>116,461,787.05</u>	<u>11,745,966.59</u>
<b>Expenditures</b>					
Project Expenditures	111,033,334.00	4,309,048.47	17,708,731.61	60,313,530.91	50,719,803.09
Total Expenditures	<u>111,033,334.00</u>	<u>4,309,048.47</u>	<u>17,708,731.61</u>	<u>60,313,530.91</u>	<u>50,719,803.09</u>
Excess (Deficiency) of Revenue Over Expenditures			12,385,896.80	56,148,256.14	
Completed Projects Encumbrances			<u>10,622,228.02</u>	<u>10,622,228.02</u>	
Excess (Deficiency) of Revenue Over Expenditures and Encumbrances			1,763,668.78	45,526,028.12	
June 30, 2022 Ending Fund Balance			25,377,927.47		
Prior year expenditures					
June 30, 2022 Encumbrances			<u>18,384,431.87</u>		
Adjusted Beginning Fund Balance			43,762,359.34		
Ending Fund Balance			<u>\$ 45,526,028.12</u>	<u>\$ 45,526,028.12</u>	

# 2022 SALES TAX

Fund 409

As of: 02/29/2024

\$ 111,033,334.00 \$ 4,309,048.47 \$ 17,400,651.80 \$ 67,032,284.73 \$ 9,268,967.97 \$ 1,353,260.05 \$ 33,378,821.25

Fund	Project	Project Title	Revised Budget	MTD Actual	YTD Actual	LTD Actual	Encumbrances	Committed	Balance
409	2215X00001	Capital Equipment	\$ 33,833,334.00	\$ 939,814.84	\$ 7,518,518.72	\$ 30,074,074.64	\$ -	\$ -	\$ 3,759,259.36
409	2225X00013	Fire Apparatus and Equipment	\$ 18,600,000.00	\$ 3,017,738.65	\$ 3,017,738.65	\$ 13,207,507.00	\$ 2,363,339.24	\$ -	\$ 3,029,153.76
409	2225X00014	911 Station Alert System	\$ 3,000,000.00	\$ -	\$ -	\$ -	\$ -	\$ 1,339,174.05	\$ 1,660,825.95
409	2225X00015	Police Helicopter Replacement	\$ 4,700,000.00	\$ -	\$ 4,022,634.00	\$ 4,022,634.00	\$ 677,366.00	\$ -	\$ -
409	2225X00016	Municipal Lockup Data Storage	\$ 510,000.00	\$ -	\$ -	\$ -	\$ -	\$ -	\$ 510,000.00
409	2234B00000	Greenwood Cultural Center Reha	\$ 5,340,000.00	\$ -	\$ 1,278.49	\$ 242,184.07	\$ 591,340.96	\$ -	\$ 4,506,474.97
409	2234B00004	Gilcrease Museum Improvements	\$ 6,660,000.00	\$ -	\$ -	\$ 6,660,000.00	\$ -	\$ -	\$ -
409	2234B00006	CW- Public Facilities - Roofs	\$ 1,400,000.00	\$ 278,189.84	\$ 695,800.28	\$ 960,719.57	\$ 104,191.58	\$ -	\$ 335,088.85
409	2234B00007	Animal Shelter Phase II	\$ 2,080,000.00	\$ -	\$ -	\$ -	\$ -	\$ -	\$ 2,080,000.00
409	2234B00008	One Technology Center - Maint/	\$ 300,000.00	\$ -	\$ 1,100.88	\$ 26,297.48	\$ -	\$ -	\$ 273,702.52
409	2234B00024	CW - Public Facilities Rehab/R	\$ 2,950,000.00	\$ 375.00	\$ 466,921.53	\$ 491,853.08	\$ 1,099,118.91	\$ 10,586.00	\$ 1,348,442.01
409	2234B00025	ADA Imp for City Facilities	\$ 1,250,000.00	\$ -	\$ 1,447.70	\$ 1,447.70	\$ -	\$ -	\$ 1,248,552.30
409	2235X00019	Transit Fleet Replacement	\$ 6,300,000.00	\$ -	\$ 628,286.00	\$ 1,713,617.80	\$ -	\$ -	\$ 4,586,382.20
409	2236S00002	Parking Facilities	\$ 8,000,000.00	\$ -	\$ -	\$ 8,000,000.00	\$ -	\$ -	\$ -
409	2242P00030	Swan Lake Rehabilitation	\$ 1,700,000.00	\$ -	\$ 25,308.74	\$ 50,775.36	\$ 1,649,224.64	\$ -	\$ -
409	2244B00009	CW - Park Facilities	\$ 5,250,000.00	\$ 72,930.14	\$ 798,249.21	\$ 1,127,120.00	\$ 1,185,002.03	\$ 3,500.00	\$ 2,934,377.97
409	2244B00027	ADA Imp for City Parks	\$ 1,000,000.00	\$ -	\$ -	\$ -	\$ -	\$ -	\$ 1,000,000.00
409	2244P00010	CW - Outdoor Park Play Ameniti	\$ 500,000.00	\$ -	\$ -	\$ -	\$ -	\$ -	\$ 500,000.00
409	2244P00011	CW - Tennis Court Rehab/Replac	\$ 1,200,000.00	\$ -	\$ -	\$ -	\$ 797,441.88	\$ -	\$ 402,558.12
409	2244P00012	Fred Johnson Rehab	\$ 3,125,000.00	\$ -	\$ 5,312.00	\$ 39,950.00	\$ 800,207.23	\$ -	\$ 2,284,842.77
409	2258X00017	CW - Eco Devo Infrastructure	\$ 2,850,000.00	\$ -	\$ -	\$ -	\$ -	\$ -	\$ 2,850,000.00
409	2259X00018	CW - Commtty Dev Priority Proje	\$ 485,000.00	\$ -	\$ 218,055.60	\$ 414,104.03	\$ 1,735.50	\$ -	\$ 69,160.47

# **2016 VISION TULSA ECONOMIC DEVELOPMENT SALES FUND**

**FUND 4000**

**(2016 LIMITED PURPOSE TEMPORARY SALES TAX FUND)**

**CITY OF TULSA, OKLAHOMA  
SALES TAX OVERVIEW COMMITTEE REPORT  
FUND 4000 - 2016 VISION TULSA ECONOMIC DEVELOPMENT**

**STATEMENT OF REVENUES, EXPENDITURES AND ENCUMBRANCES  
FOR THE EIGHT MONTHS ENDED FEBRUARY 29, 2024**

	FY ESTIMATED REVENUES/ LIFE-TO-DATE APPROPRIATIONS	CURRENT MONTH	ACTUAL YEAR TO DATE	LIFE TO DATE	OUTSTANDING REVENUES/ BALANCE OF APPROPRIATIONS
<b>Revenue</b>					
Sales Tax	\$ 74,848,175.00	\$ 6,620,495.17	\$ 52,568,322.95	\$ 352,420,341.13	\$ 22,279,852.05
Donations					
Interest on Investments		236,929.49	1,336,193.91	4,714,085.05	(1,336,193.91)
Intergovernmental Revenue					
Federal, State & Local grants					
Transfers from other funds					
Miscellaneous Revenue					
Total Revenue	<u>74,848,175.00</u>	<u>6,857,424.66</u>	<u>53,904,516.86</u>	<u>357,134,426.18</u>	<u>20,943,658.14</u>
<b>Expenditures</b>					
Project Expenditures	<u>332,123,894.98</u>	<u>4,837,199.68</u>	<u>39,750,510.62</u>	<u>263,184,921.41</u>	<u>68,938,973.57</u>
Total Expenditures	<u>332,123,894.98</u>	<u>4,837,199.68</u>	<u>39,750,510.62</u>	<u>263,184,921.41</u>	<u>68,938,973.57</u>
Excess (Deficiency) of Revenue Over Expenditures			14,154,006.24	93,949,504.77	
Completed Projects Encumbrances			<u>3,997,733.61</u>	<u>3,997,733.61</u>	
Excess (Deficiency) of Revenue Over Expenditures and Encumbrances			10,156,272.63	89,951,771.16	
June 30, 2023 Ending Fund Balance			77,299,614.67		
Prior year expenditures					
June 30, 2023 Encumbrances			<u>2,495,883.86</u>		
Adjusted Beginning Fund Balance			79,795,498.53		
Ending Fund Balance			<u>\$ 89,951,771.16</u>	<u>\$ 89,951,771.16</u>	

## 2016 VISION ED CAPITAL PROJ

Fund 4000

As of: 02/29/2024

\$ 332,123,894.98 \$ 4,837,199.68 \$ 39,899,803.49 \$ 263,877,907.23 \$ 3,947,733.61 \$ 50,000.00 \$ 64,248,254.14

Fund	Project	Project Title	Revised Budget	MTD Actual	YTD Actual	LTD Actual	Encumbrances	Committed	Balance
4000	170000	Zink Lake and Related Improvem	\$ 21,690,000.00	\$ -	\$ 1,706,559.26	\$ 19,677,543.81	\$ 1,442,989.09	\$ -	\$ 569,467.10
4000	170005	Low-Water Dam and Pedestrian B	\$ 15,974,000.00	\$ -	\$ -	\$ -	\$ -	\$ -	\$ 15,974,000.00
4000	170010	Turkey Mountain Urban Wilderne	\$ 2,600,000.00	\$ -	\$ -	\$ 2,600,000.00	\$ -	\$ -	\$ -
4000	170015	Levee Dist #12 Rehab (Match)	\$ 5,000,000.00	\$ -	\$ -	\$ -	\$ -	\$ -	\$ 5,000,000.00
4000	170020	Trail E Bank 101 Cousins Park	\$ 2,400,000.00	\$ -	\$ -	\$ 69,165.48	\$ 19.59	\$ -	\$ 2,330,814.93
4000	170025	23rd Jackson Redevelop Study	\$ 1,000,000.00	\$ -	\$ -	\$ 762,600.95	\$ 610.71	\$ -	\$ 236,788.34
4000	170035	Cox Center & Dist Master Plan	\$ 14,100,000.00	\$ -	\$ -	\$ 14,100,000.00	\$ (0.00)	\$ -	\$ (0.00)
4000	170060	BMX National Headquarters	\$ 5,801.19	\$ -	\$ -	\$ -	\$ -	\$ -	\$ 5,801.19
4000	170065	South Mingo Corridor	\$ 1,000,000.00	\$ -	\$ 22,703.50	\$ 1,000,000.00	\$ -	\$ -	\$ -
4000	170075	Capital Equip (Non Pub Safety)	\$ 9,000,000.00	\$ 250,000.00	\$ 2,000,000.00	\$ 8,000,000.00	\$ -	\$ -	\$ 1,000,000.00
4000	170080ENGR	CW & Rt 66 Beaut Rvst_ENGR	\$ 1,500,000.00	\$ -	\$ -	\$ -	\$ -	\$ -	\$ 1,500,000.00
4000	170080MOED	CW & Rt 66 Beaut Rvst_MOED	\$ 3,550,000.00	\$ -	\$ -	\$ 2,357,000.00	\$ 728,000.00	\$ -	\$ 465,000.00
4000	170080PLAN	CW & Rt 66 Beaut Rvst_PLAN	\$ 1,620,093.79	\$ 3,158.00	\$ 130,218.52	\$ 909,067.02	\$ 171,921.15	\$ 50,000.00	\$ 489,105.62
4000	170085	Peoria - Mohawk: Business Park	\$ 3,300,000.00	\$ -	\$ -	\$ 1,817,410.02	\$ 0.00	\$ -	\$ 1,482,589.98
4000	170090	Public School Partnership	\$ 8,600,000.00	\$ -	\$ -	\$ 5,353,154.65	\$ 1,453,710.77	\$ -	\$ 1,793,134.58
4000	170095	Community Health Connection	\$ 4,570,000.00	\$ -	\$ -	\$ 4,570,000.00	\$ -	\$ -	\$ -
4000	170105	Discovery Lab Site	\$ -	\$ -	\$ -	\$ -	\$ -	\$ -	\$ -
4000	170110	N Peoria Conn 56-Mohawk	\$ 3,100,000.00	\$ -	\$ -	\$ -	\$ -	\$ -	\$ 3,100,000.00



**2016 VISION ADVANCE FUNDED  
REVENUE BOND FUND**

**FUND 4001**

**(2016 ADVANCE FUNDED BOND FUND)**

**CITY OF TULSA, OKLAHOMA  
SALES TAX OVERVIEW COMMITTEE REPORT  
FUND 4001 - 2017 VISION ECONOMIC DEVELOPMENT BOND ISSUE 1**

**STATEMENT OF REVENUES, EXPENDITURES AND ENCUMBRANCES  
FOR THE EIGHT MONTHS ENDED FEBRUARY 29, 2024**

	FY ESTIMATED REVENUES/ LIFE-TO-DATE APPROPRIATIONS	CURRENT MONTH	ACTUAL YEAR TO DATE	LIFE TO DATE	OUTSTANDING REVENUES/ BALANCE OF APPROPRIATIONS
<b>Revenue</b>					
Bond Sale Receipts	\$	\$	\$	\$ 115,300,000.00	\$
Donations					
Miscellaneous Revenue				3,175,000.00	
<b>Total Revenue</b>				<u>118,475,000.00</u>	
<b>Expenditures</b>					
Project Expenditures	118,475,000.00	1,730.00	33,543.77	114,943,697.17	3,531,302.83
<b>Total Expenditures</b>	<u>118,475,000.00</u>	<u>1,730.00</u>	<u>33,543.77</u>	<u>114,943,697.17</u>	<u>3,531,302.83</u>
Excess (Deficiency) of Revenue Over Expenditures			(33,543.77)	3,531,302.83	
Completed Projects Encumbrances			<u>1,148,014.34</u>	<u>1,148,014.34</u>	
Excess (Deficiency) of Revenue Over Expenditures and Encumbrances			(1,181,558.11)	2,383,288.49	
June 30, 2022 Ending Fund Balance			2,373,213.10		
Prior year expenditures					
June 30, 2022 Encumbrances			<u>1,191,633.50</u>		
Adjusted Beginning Fund Balance			3,564,846.60		
Ending Fund Balance			<u>\$ 2,383,288.49</u>	<u>\$ 2,383,288.49</u>	

# 2017 VISION ED ISSUE 1

Fund 4001

As of: 02/29/2024

\$ 118,475,000.00 \$ 1,730.00 \$ 32,151.00 \$ 115,318,659.17 \$ 1,148,014.34 \$ - \$ 2,008,326.49

Fund	Project	Project Title	Revised Budget	MTD Actual	YTD Actual	LTD Actual	Encumbrances	Committed	Balance
4001	170000	Zink Lake and Related Improve	\$ 24,425,000.00	\$ -	\$ -	\$ 24,299,862.85	\$ 125,137.15	\$ -	\$ 0.00
4001	170030	Gilcrease Museum Expansion	\$ 1,000,000.00	\$ -	\$ -	\$ 1,000,000.00	\$ -	\$ -	\$ 0.00
4001	170035	Cox Center & Dist Master Plan	\$ 13,250,000.00	\$ -	\$ -	\$ 13,144,135.27	\$ 104,865.74	\$ -	\$ 998.99
4001	170040	Tulsa Fairgrounds	\$ 26,325,000.00	\$ -	\$ -	\$ 26,325,000.00	\$ 0.00	\$ -	\$ (0.00)
4001	170045	Airport Infrastructure	\$ 9,100,000.00	\$ -	\$ -	\$ 8,879,996.59	\$ 220,003.41	\$ -	\$ 0.00
4001	170055	Langston Health Complex Exp	\$ 1,800,000.00	\$ -	\$ -	\$ 1,800,000.00	\$ 0.00	\$ -	\$ (0.00)
4001	170060	BMX National Headquarters	\$ 1,350,000.00	\$ -	\$ -	\$ 1,350,000.00	\$ (0.00)	\$ -	\$ 0.00
4001	170065	South Mingo Corridor	\$ 11,000,000.00	\$ -	\$ 5,996.00	\$ 8,411,948.08	\$ 688,008.04	\$ -	\$ 1,900,043.88
4001	170070	Public School Safety First	\$ 5,000,000.00	\$ 1,730.00	\$ 6,155.00	\$ 4,991,377.00	\$ 0.00	\$ -	\$ 8,623.00
4001	170095	Community Health Connection	\$ 5,405,000.00	\$ -	\$ -	\$ 5,405,000.00	\$ -	\$ -	\$ -
4001	170100	Air National Guard Training Ce	\$ 9,400,000.00	\$ -	\$ 20,000.00	\$ 9,390,000.00	\$ 10,000.00	\$ -	\$ (0.00)
4001	170110	N Peoria Conn 56-Mohawk	\$ 900,000.00	\$ -	\$ -	\$ 900,000.00	\$ 0.00	\$ -	\$ (0.00)
4001	170115	TCC Career Placement	\$ 5,320,000.00	\$ -	\$ -	\$ 5,320,000.00	\$ 0.00	\$ -	\$ (0.00)
4001	170120	UCAT Auth OSU Tulsa	\$ -	\$ -	\$ -	\$ -	\$ -	\$ -	\$ -
4001	170130	Mohawk Sports Complex	\$ 3,500,000.00	\$ -	\$ -	\$ 3,475,000.00	\$ (0.00)	\$ -	\$ 25,000.00
4001	170135	Go Plan Priority Projects	\$ -	\$ -	\$ -	\$ -	\$ -	\$ -	\$ -
4001	170140	Rt 66 Village Train Depot	\$ 400,000.00	\$ -	\$ -	\$ 400,000.00	\$ (0.00)	\$ -	\$ 0.00
4001	170150A	2017 Vision ED Issue Costs_1	\$ 300,000.00	\$ -	\$ -	\$ 226,339.38	\$ -	\$ -	\$ 73,660.62

**2016 VISION ADVANCE FUNDED  
REVENUE BOND FUND**

**FUND 4003**

**(2016 ADVANCE FUNDED BOND FUND)**

**CITY OF TULSA, OKLAHOMA  
SALES TAX OVERVIEW COMMITTEE REPORT  
FUND 4003 - 2017 VISION ECONOMIC DEVELOPMENT BOND ISSUE 2**

**STATEMENT OF REVENUES, EXPENDITURES AND ENCUMBRANCES  
FOR THE EIGHT MONTHS ENDED FEBRUARY 29, 2024**

	FY ESTIMATED REVENUES/ LIFE-TO-DATE APPROPRIATIONS	CURRENT MONTH	ACTUAL YEAR TO DATE	LIFE TO DATE	OUTSTANDING REVENUES/ BALANCE OF APPROPRIATIONS
<b>Revenue</b>					
Bond Sale Receipts	\$	\$	\$	\$ 118,100,000.00	\$
Donations					
Miscellaneous Revenue					
Total Revenue				<u>118,100,000.00</u>	
<b>Expenditures</b>					
Project Expenditures	118,100,000.00		4,554,795.55	115,363,304.65	2,736,695.35
Total Expenditures	<u>118,100,000.00</u>		<u>4,554,795.55</u>	<u>115,363,304.65</u>	<u>2,736,695.35</u>
Excess (Deficiency) of Revenue Over Expenditures			(4,554,795.55)	2,736,695.35	
Completed Projects Encumbrances			<u>1,105,241.14</u>	<u>1,105,241.14</u>	
Excess (Deficiency) of Revenue Over Expenditures and Encumbrances			(5,660,036.69)	1,631,454.21	
June 30, 2022 Ending Fund Balance			1,616,107.21		
Prior year expenditures					
June 30, 2022 Encumbrances			<u>5,675,383.69</u>		
Adjusted Beginning Fund Balance			7,291,490.90		
Ending Fund Balance			<u>\$ 1,631,454.21</u>	<u>\$ 1,631,454.21</u>	

# 2017 VISION ED ISSUE 2

Fund 4003

As of: 02/29/2024

\$ 118,100,000.00 \$ - \$ 1,028,331.81 \$ 116,161,203.03 \$ 1,085,241.14 \$ 20,000.00 \$ 833,555.83

Fund	Project	Project Title	Revised Budget	MTD Actual	YTD Actual	LTD Actual	Encumbrances	Committed	Balance
4003	170000	Zink Lake and Related Improvem	\$ 16,885,000.00	\$ -	\$ 985,767.03	\$ 16,885,000.00	\$ (0.00)	\$ -	\$ 0.00
4003	170005	Low-Water Dam and Pedestrian B	\$ -	\$ -	\$ -	\$ -	\$ -	\$ -	\$ -
4003	170010	Turkey Mountain Urban Wilderne	\$ 5,000,000.00	\$ -	\$ -	\$ 4,999,980.00	\$ -	\$ -	\$ 20.00
4003	170030	Gilcrease Museum Expansion	\$ 6,000,000.00	\$ -	\$ 3,252.76	\$ 6,000,000.00	\$ (0.00)	\$ -	\$ (0.00)
4003	170035	Cox Center & Dist Master Plan	\$ 27,650,000.00	\$ -	\$ -	\$ 27,301,956.98	\$ 1,590.74	\$ -	\$ 346,452.28
4003	170040	Tulsa Fairgrounds	\$ 3,675,000.00	\$ -	\$ -	\$ 3,675,000.00	\$ 0.00	\$ -	\$ (0.00)
4003	170045	Airport Infrastructure	\$ 9,100,000.00	\$ -	\$ -	\$ 9,100,000.00	\$ (0.00)	\$ -	\$ 0.00
4003	170050	Tulsa Zoo & Living Museum	\$ 3,000,000.00	\$ -	\$ 831.76	\$ 3,000,000.00	\$ 0.00	\$ -	\$ 0.00
4003	170055	Langston Health Complex Exp	\$ 11,450,000.00	\$ -	\$ -	\$ 11,450,000.00	\$ -	\$ -	\$ -
4003	170060	BMX National Headquarters	\$ 13,650,000.00	\$ -	\$ 6,300.00	\$ 13,421,482.92	\$ 0.00	\$ -	\$ 228,517.08
4003	170070	Public School Safety First	\$ 4,750,000.00	\$ -	\$ -	\$ 4,509,208.16	\$ 240,791.84	\$ -	\$ (0.00)
4003	170085	Peoria - Mohawk: Business Park	\$ 2,500,000.00	\$ -	\$ -	\$ 2,500,000.00	\$ -	\$ -	\$ -
4003	170105	Discovery Lab Site	\$ 8,000,000.00	\$ -	\$ -	\$ 8,000,000.00	\$ -	\$ -	\$ -
4003	170110	N Peoria Conn 56-Mohawk	\$ 3,000,000.00	\$ -	\$ 21,310.00	\$ 1,937,065.95	\$ 842,858.56	\$ -	\$ 220,075.49
4003	170125	McCullough Park	\$ 540,000.00	\$ -	\$ 10,870.26	\$ 540,000.00	\$ (0.00)	\$ -	\$ (0.00)
4003	170140	Rt 66 Village Train Depot	\$ 2,600,000.00	\$ -	\$ -	\$ 2,575,337.93	\$ (0.00)	\$ 20,000.00	\$ 4,662.07
4003	170150B	2017 Vision ED Issue Bond Cost	\$ 300,000.00	\$ -	\$ -	\$ 266,171.09	\$ -	\$ -	\$ 33,828.91

**2016 VISION ADVANCE FUNDED  
REVENUE BOND FUND**

**FUND 4004**

**(2016 ADVANCE FUNDED BOND FUND)**

**CITY OF TULSA, OKLAHOMA  
SALES TAX OVERVIEW COMMITTEE REPORT  
FUND 4004 - 2017 VISION ECONOMIC DEVELOPMENT BOND ISSUE 3**

**STATEMENT OF REVENUES, EXPENDITURES AND ENCUMBRANCES  
FOR THE EIGHT MONTHS ENDED FEBRUARY 29, 2024**

	FY ESTIMATED REVENUES/ LIFE-TO-DATE APPROPRIATIONS	CURRENT MONTH	ACTUAL YEAR TO DATE	LIFE TO DATE	OUTSTANDING REVENUES/ BALANCE OF APPROPRIATIONS
<b>Revenue</b>					
Bond Sale Receipts	\$	\$	\$	\$ 114,025,000.00	\$
Donations					
Miscellaneous Revenue					
Total Revenue				<u>114,025,000.00</u>	
<b>Expenditures</b>					
Project Expenditures	<u>114,025,000.00</u>	<u>9,245,194.06</u>	<u>28,797,206.52</u>	<u>86,821,224.54</u>	<u>27,203,775.46</u>
Total Expenditures	<u>114,025,000.00</u>	<u>9,245,194.06</u>	<u>28,797,206.52</u>	<u>86,821,224.54</u>	<u>27,203,775.46</u>
Excess (Deficiency) of Revenue Over Expenditures			(28,797,206.52)	27,203,775.46	
Completed Projects Encumbrances			<u>9,320,734.12</u>	<u>9,320,734.12</u>	
Excess (Deficiency) of Revenue Over Expenditures and Encumbrances			(38,117,940.64)	17,883,041.34	
June 30, 2022 Ending Fund Balance			21,151,754.78		
Prior year expenditures					
June 30, 2022 Encumbrances			<u>34,849,227.20</u>		
Adjusted Beginning Fund Balance			<u>56,000,981.98</u>		
Ending Fund Balance			<u>\$ 17,883,041.34</u>	<u>\$ 17,883,041.34</u>	



# 2017 VISION ED ISSUE 3

Fund 4004

As of: 02/29/2024

\$ 114,025,000.00 \$ 9,245,194.06 \$ 28,115,901.47 \$ 90,139,111.38 \$ 9,320,734.12 \$ - \$ 14,565,154.50

Fund	Project	Project Title	Revised Budget	MTD Actual	YTD Actual	LTD Actual	Encumbrances	Committed	Balance
4004	170005	Low-Water Dam and Pedestrian B	\$ 2,800,000.00	\$ -	\$ -	\$ 47.05	\$ -	\$ -	\$ 2,799,952.95
4004	170030	Gilcrease Museum Expansion	\$ 58,000,000.00	\$ 4,852,298.00	\$ 16,896,114.16	\$ 55,018,235.88	\$ 2,981,764.12	\$ -	\$ (0.00)
4004	170045	Airport Infrastructure	\$ 9,100,000.00	\$ 87,119.92	\$ 373,140.96	\$ 2,499,927.47	\$ 1,156,049.13	\$ -	\$ 5,444,023.40
4004	170050	Tulsa Zoo & Living Museum	\$ 22,000,000.00	\$ 4,305,776.14	\$ 9,401,168.25	\$ 18,358,946.29	\$ 2,875,764.20	\$ -	\$ 765,289.51
4004	170055	Langston Health Complex Exp	\$ 3,000,000.00	\$ -	\$ -	\$ 3,000,000.00	\$ -	\$ -	\$ -
4004	170060	BMX National Headquarters	\$ 3,600,000.00	\$ -	\$ -	\$ 3,600,000.00	\$ 0.00	\$ -	\$ (0.00)
4004	170065	South Mingo Corridor	\$ 3,000,000.00	\$ -	\$ -	\$ -	\$ -	\$ -	\$ 3,000,000.00
4004	170070	Public School Safety First	\$ 4,750,000.00	\$ -	\$ 1,435,818.10	\$ 2,442,843.33	\$ 2,307,156.67	\$ -	\$ (0.00)
4004	170080MOED	CW & Rt 66 Beaut Reinvestment_	\$ 150,000.00	\$ -	\$ -	\$ -	\$ -	\$ -	\$ 150,000.00
4004	170085	Peoria - Mohawk Business Park	\$ 4,200,000.00	\$ -	\$ 9,660.00	\$ 1,842,364.40	\$ 0.00	\$ -	\$ 2,357,635.60
4004	170135	Go Plan Priority Projects	\$ 3,125,000.00	\$ -	\$ -	\$ 3,125,000.00	\$ (0.00)	\$ -	\$ 0.00
4004	170150C	2017 Vision ED Issue Bond Cost	\$ 300,000.00	\$ -	\$ -	\$ 251,746.96	\$ -	\$ -	\$ 48,253.04

# 2014 GO BOND FUNDS

FUND 4270~4274 COMBINED

(2014 GENERAL OBLIGATION BOND FUNDS)

**CITY OF TULSA, OKLAHOMA  
SALES TAX OVERVIEW COMMITTEE REPORT  
FUND 4270-4276 - 2014 GO BOND FUNDS**

**STATEMENT OF REVENUES, EXPENDITURES AND ENCUMBRANCES  
FOR THE EIGHT MONTHS ENDED FEBRUARY 29, 2024**

	FY ESTIMATED REVENUES/ LIFE-TO-DATE APPROPRIATIONS	CURRENT MONTH	ACTUAL YEAR TO DATE	LIFE TO DATE	OUTSTANDING REVENUES/ BALANCE OF APPROPRIATIONS
<b>Revenue</b>					
Bond Sale Receipts	\$	\$	\$	\$ 313,615,000.00	\$
Donations					
Miscellaneous Revenue					
Total Revenue				<u>313,615,000.00</u>	
<b>Expenditures</b>					
Project Expenditures	<u>271,038,081.00</u>	<u>692,422.06</u>	<u>14,068,944.73</u>	<u>243,710,181.72</u>	<u>27,327,899.28</u>
Total Expenditures	<u>271,038,081.00</u>	<u>692,422.06</u>	<u>14,068,944.73</u>	<u>243,710,181.72</u>	<u>27,327,899.28</u>
Excess (Deficiency) of Revenue Over Expenditures			(14,068,944.73)	69,904,818.28	
Completed Projects Encumbrances			<u>13,754,224.70</u>	<u>13,754,224.70</u>	
Excess (Deficiency) of Revenue Over Expenditures and Encumbrances			(27,823,169.43)	13,573,674.58	
June 30, 2022 Ending Fund Balance			7,354,342.68		
Prior year expenditures					
June 30, 2022 Encumbrances			<u>34,042,501.33</u>		
Adjusted Beginning Fund Balance			<u>41,396,844.01</u>		
Ending Fund Balance			<u>\$ 13,573,674.58</u>	<u>\$ 13,573,674.58</u>	

# 2014 GO BOND PROGRAM

Fund 427

As of: 02/29/2024

\$ 271,038,081.00 \$ 692,422.06 \$ 9,527,048.20 \$ 237,565,062.97 \$ 13,754,224.70 \$ - \$ 19,718,793.33

Fund	Project	Project Title	Revised Budget	MTD Actual	YTD Actual	LTD Actual	Encumbrances	Committed	Balance
4270	144000	Bond Issuance Costs	\$ 20,000.00	\$ -	\$ -	\$ 20,000.00	\$ -	\$ -	\$ -
4270	144015	Citywide Nonarterial Reh&Re	\$ 200,000.00	\$ -	\$ -	\$ 200,000.00	\$ -	\$ -	\$ -
4270	144020	Citywide-Arterial Rt&Pv Main	\$ 355,000.00	\$ -	\$ -	\$ 355,000.00	\$ -	\$ -	\$ -
4270	144021	Citywide-Nonarterial Rt&Pv M	\$ 1,973,927.51	\$ 2,964.00	\$ 321,944.65	\$ 1,938,151.37	\$ 31,519.13	\$ -	\$ 4,257.01
4270	144060	Bridge189 - 4700 N. Iroquois	\$ 11,321.19	\$ -	\$ -	\$ 11,321.19	\$ -	\$ -	\$ 0.00
4270	144061	Bridge298 - 2100 E. 61St St	\$ 66,650.26	\$ -	\$ -	\$ 66,650.26	\$ -	\$ -	\$ 0.00
4270	144062	Bridge323B - 12000 E. 21St	\$ 10,000.00	\$ -	\$ -	\$ 10,000.00	\$ -	\$ -	\$ -
4270	144093	Citywide Matching Funds	\$ 250,000.00	\$ -	\$ -	\$ 250,000.00	\$ -	\$ -	\$ -
4270	144106	Maintenance Zone 1006	\$ 400,000.00	\$ -	\$ -	\$ 385,556.47	\$ 14,443.53	\$ -	\$ (0.00)
4270	144107	Maintenance Zone 1007	\$ 55,000.00	\$ -	\$ -	\$ 55,000.00	\$ -	\$ -	\$ -
4270	144153	Maintenance Zone 1153	\$ 410,000.00	\$ -	\$ 14,733.28	\$ 406,531.50	\$ 3,468.50	\$ -	\$ 0.00
4270	144157	Maintenance Zone 1157	\$ 419,944.69	\$ -	\$ -	\$ 419,944.69	\$ -	\$ -	\$ -
4270	144173	Maintenance Zone 1073	\$ 54,000.00	\$ -	\$ -	\$ 54,000.00	\$ -	\$ -	\$ -
4270	144176	Maintenance Zone 1076	\$ 260,000.00	\$ -	\$ -	\$ 260,000.00	\$ -	\$ -	\$ -
4270	144201	Apache St: Mlk - Peoria	\$ 282,774.79	\$ -	\$ -	\$ 282,774.79	\$ -	\$ -	\$ -
4270	144203	W 41st St S 41st W - S 33rd W	\$ 175,000.00	\$ -	\$ -	\$ 175,000.00	\$ -	\$ -	\$ -
4270	144204	S33rd W: 41st St to 51st St	\$ 275,000.00	\$ -	\$ -	\$ 275,000.00	\$ (0.00)	\$ -	\$ 0.00
4270	144205	Apache St: Lewis To Harvard	\$ 210,000.00	\$ -	\$ -	\$ 210,000.00	\$ -	\$ -	\$ -
4270	144206	11th St: Peoria to Utica	\$ 185,000.00	\$ -	\$ -	\$ 185,000.00	\$ -	\$ -	\$ -
4270	144208	11th St: Sheridan - Memorial	\$ 180,000.00	\$ -	\$ -	\$ 180,000.00	\$ -	\$ -	\$ -
4270	144209	21St St: Garnett To 129Th E	\$ 300,000.00	\$ -	\$ -	\$ 300,000.00	\$ -	\$ -	\$ (0.00)
4270	144210	21St St-129Th East Ave Inter	\$ 250,000.00	\$ -	\$ -	\$ 249,843.47	\$ 0.00	\$ -	\$ 156.53
4270	144212	51st St Sheridan to Memorial	\$ 140,000.00	\$ -	\$ -	\$ 140,000.00	\$ -	\$ -	\$ -
4270	144214	Sheridan 81st to 91st	\$ 199,928.84	\$ -	\$ -	\$ 199,928.84	\$ (0.00)	\$ -	\$ (0.00)
4270	144216	41st St: Lewis to Harvard	\$ 275,000.00	\$ -	\$ -	\$ 275,000.00	\$ -	\$ -	\$ -
4270	144217	Apache & Harvard Intersectio	\$ 197,740.00	\$ -	\$ -	\$ 196,823.70	\$ -	\$ -	\$ 916.30
4270	144218	41st St & Lewis Intersection	\$ 210,000.00	\$ -	\$ -	\$ 210,000.00	\$ -	\$ -	\$ -
4270	144219	Maintenance Zone 2119	\$ 40,000.00	\$ -	\$ -	\$ 38,500.00	\$ 1,500.00	\$ -	\$ -
4270	144225	Maintenance Zone 2125	\$ 264,462.36	\$ -	\$ -	\$ 264,462.36	\$ -	\$ -	\$ 0.00
4270	144226	Maintenance Zone 2126	\$ 44,710.26	\$ -	\$ -	\$ 44,710.26	\$ -	\$ -	\$ (0.00)
4270	144230	Maintenance Zone 2130	\$ 406,919.00	\$ -	\$ 1,253.07	\$ 406,919.00	\$ (0.00)	\$ -	\$ 0.00
4270	144255	Maintenance Zone 2055	\$ 150,000.00	\$ -	\$ -	\$ 148,972.24	\$ 1,027.76	\$ -	\$ 0.00
4270	144256	Maintenance Zone 2056	\$ 130,000.00	\$ -	\$ -	\$ 130,000.00	\$ -	\$ -	\$ 0.00
4270	144264	Maintenance Zone 2064	\$ 143,436.25	\$ -	\$ -	\$ 143,436.25	\$ -	\$ -	\$ 0.00
4270	144265	Maintenance Zone 2065	\$ 100,000.00	\$ -	\$ 22.00	\$ 98,763.93	\$ -	\$ -	\$ 1,236.07
4270	144303	Maintenance Zone 3003	\$ 100,000.00	\$ -	\$ -	\$ 100,000.00	\$ -	\$ -	\$ -
4270	144304	Maintenance Zone 3004	\$ 180,914.87	\$ -	\$ -	\$ 180,914.87	\$ -	\$ -	\$ 0.00
4270	144309	Citywide - Arterial Rehab	\$ 276,489.24	\$ 6,225.59	\$ 165,315.03	\$ 173,356.23	\$ 103,133.01	\$ -	\$ (0.00)
4270	144318	Maintenance Zone 3018	\$ 50,000.00	\$ -	\$ -	\$ 50,000.00	\$ -	\$ -	\$ -
4270	144380	Maintenance Zone 3080	\$ 19,047.02	\$ -	\$ 32	\$ 19,047.02	\$ -	\$ -	\$ 0.00

# 2014 GO BOND PROGRAM

Fund 427

As of: 02/29/2024

\$ 271,038,081.00 \$ 692,422.06 \$ 9,527,048.20 \$ 237,565,062.97 \$ 13,754,224.70 \$ - \$ 19,718,793.33

Fund	Project	Project Title	Revised Budget	MTD Actual	YTD Actual	LTD Actual	Encumbrances	Committed	Balance
4270	144413	Maintenance Zone 4013	\$ 535,058.95	\$ -	\$ -	\$ 511,528.37	\$ 23,530.58	\$ -	\$ (0.00)
4270	144415	Maintenance Zone 4015	\$ 100,000.00	\$ -	\$ -	\$ 100,000.00	\$ -	\$ -	\$ (0.00)
4270	144430	Maintenance Zone 4030	\$ 169,422.12	\$ -	\$ -	\$ 169,422.12	\$ -	\$ -	\$ (0.00)
4270	144467	Maintenance Zone 4067	\$ 485,000.00	\$ -	\$ -	\$ 485,000.00	\$ (0.00)	\$ -	\$ (0.00)
4270	144527	Maintenance Zone 5027	\$ 129,524.39	\$ -	\$ -	\$ 129,524.39	\$ -	\$ -	\$ -
4270	144533	Maintenance Zone 5033	\$ 500,000.00	\$ -	\$ -	\$ 499,987.32	\$ (0.00)	\$ -	\$ 12.68
4270	144539	Maintenance Zone 5039	\$ 400,000.00	\$ -	\$ -	\$ 400,000.00	\$ -	\$ -	\$ 0.00
4270	144627	Maintenance Zone 6027	\$ 120,000.00	\$ -	\$ -	\$ 120,000.00	\$ -	\$ -	\$ (0.00)
4270	144642	Maintenance Zone 6142	\$ 100,000.00	\$ -	\$ -	\$ 100,000.00	\$ -	\$ -	\$ (0.00)
4270	144645	Maintenance Zone 6145	\$ 265,000.00	\$ -	\$ -	\$ 265,000.00	\$ -	\$ -	\$ -
4270	144647	Maintenance Zone 6147	\$ 101,060.09	\$ -	\$ -	\$ 101,060.09	\$ (0.00)	\$ -	\$ 0.00
4270	144733	Maintenance Zone 7133	\$ 198,500.00	\$ -	\$ -	\$ 198,500.00	\$ -	\$ -	\$ 0.00
4270	144748	Maintenance Zone 7048	\$ 226,454.43	\$ -	\$ -	\$ 226,454.43	\$ -	\$ -	\$ -
4270	144760	Maintenance Zone 7060	\$ 335,526.95	\$ -	\$ -	\$ 335,526.95	\$ -	\$ -	\$ 0.00
4270	144803	Maintenance Zone 8103	\$ 182,481.92	\$ -	\$ -	\$ 182,481.92	\$ -	\$ -	\$ 0.00
4270	144812	Maintenance Zone 8112	\$ 200,000.00	\$ -	\$ -	\$ 200,000.00	\$ -	\$ -	\$ -
4270	144857	Maintenance Zone 8057	\$ 275,000.00	\$ -	\$ 1,854.78	\$ 275,000.00	\$ (0.00)	\$ -	\$ 0.00
4270	144931	Maintenance Zone 9031	\$ 58,793.31	\$ -	\$ -	\$ 58,793.31	\$ -	\$ -	\$ (0.00)
4270	144943	Maintenance Zone 9043	\$ 450,000.00	\$ -	\$ -	\$ 450,000.00	\$ (0.00)	\$ -	\$ 0.00
4270	144944	Maintenance Zone 9044	\$ 400,000.00	\$ -	\$ -	\$ 340,782.70	\$ 59,217.30	\$ -	\$ 0.00
4270	144945	Maintenance Zone 9045	\$ 400,000.00	\$ -	\$ -	\$ 370,356.98	\$ -	\$ -	\$ 29,643.02
4270	144958	Maintenance Zone 9058	\$ 102,830.56	\$ -	\$ -	\$ 102,830.56	\$ -	\$ -	\$ -
4271	144000	Bond Issuance Costs	\$ 79,999.78	\$ -	\$ -	\$ 79,999.78	\$ -	\$ -	\$ -
4271	144015	Citywide Nonarterial Reh&Re	\$ 400,000.00	\$ -	\$ -	\$ 400,000.00	\$ -	\$ -	\$ -
4271	144016	Citywide Non-Art Sidewalks	\$ 100,000.00	\$ -	\$ -	\$ 100,000.00	\$ -	\$ -	\$ -
4271	144020	Citywide-Arterial Rt&Pv Main	\$ 3,745,000.00	\$ -	\$ -	\$ 3,745,000.00	\$ (0.00)	\$ -	\$ 0.00
4271	144021	Citywide-Nonarterial Rt&Pv M	\$ 9,000,000.00	\$ -	\$ -	\$ 9,000,000.00	\$ 0.00	\$ -	\$ (0.00)
4271	144060	Bridge189 - 4700 N. Iroquois	\$ 180,000.00	\$ -	\$ -	\$ 180,000.00	\$ -	\$ -	\$ -
4271	144061	Bridge298 - 2100 E. 61St St.	\$ 543,739.50	\$ -	\$ -	\$ 543,739.50	\$ -	\$ -	\$ -
4271	144093	Citywide Matching Funds	\$ 450,000.00	\$ -	\$ -	\$ 450,000.00	\$ -	\$ -	\$ -
4271	144094	ODOT Rehab & Replacement	\$ 1,640,000.00	\$ -	\$ -	\$ 1,630,372.20	\$ 9,627.80	\$ -	\$ (0.00)
4271	144107	Maintenance Zone 1007	\$ 475,000.00	\$ -	\$ -	\$ 475,000.00	\$ -	\$ -	\$ -
4271	144110	Citywide-Arterial Sidewalks	\$ 300,000.00	\$ -	\$ -	\$ 300,000.00	\$ -	\$ -	\$ -
4271	144111	Maintenance Zone 1001	\$ 830,000.00	\$ -	\$ -	\$ 809,787.46	\$ 20,212.54	\$ -	\$ 0.00
4271	144158	Maintenance Zone 1157	\$ 219,643.46	\$ -	\$ -	\$ 211,448.65	\$ 8,194.81	\$ -	\$ (0.00)
4271	144173	Maintenance Zone 1073	\$ 404,552.85	\$ -	\$ -	\$ 404,552.85	\$ -	\$ -	\$ -
4271	144199	Maintenance Zone 1099	\$ 320,000.00	\$ -	\$ -	\$ 316,395.78	\$ 3,604.22	\$ -	\$ 0.00
4271	144200	Architect and Engineering Serv	\$ 330,000.00	\$ -	\$ -	\$ 330,000.00	\$ -	\$ -	\$ -
4271	144201	Apache St: Mlk - Peoria	\$ 2,410,000.00	\$ -	\$ -	\$ 2,370,000.00	\$ (0.00)	\$ -	\$ 40,000.00
4271	144203	W 41st St S 41st W - S 33rd W	\$ 1,510,000.00	\$ -	\$ 33	\$ 1,510,000.00	\$ 0.00	\$ -	\$ (0.00)

# 2014 GO BOND PROGRAM

Fund 427

As of: 02/29/2024

\$ 271,038,081.00 \$ 692,422.06 \$ 9,527,048.20 \$ 237,565,062.97 \$ 13,754,224.70 \$ - \$ 19,718,793.33

Fund	Project	Project Title	Revised Budget	MTD Actual	YTD Actual	LTD Actual	Encumbrances	Committed	Balance
4271	144204	S33rd W: 41st St to 51st St	\$ 2,455,000.00	\$ 50,577.29	\$ 1,195,507.49	\$ 1,594,170.70	\$ 584,848.24	\$ -	\$ 275,981.06
4271	144206	11th St: Peoria to Utica	\$ 1,635,000.00	\$ -	\$ -	\$ 1,635,000.00	\$ (0.00)	\$ -	\$ 0.00
4271	144208	11th St: Sheridan - Memorial	\$ 1,600,000.00	\$ -	\$ -	\$ 1,445,764.67	\$ 0.00	\$ -	\$ 154,235.33
4271	144212	51st St Sheridan to Memorial	\$ 915,651.29	\$ -	\$ -	\$ 907,661.29	\$ -	\$ -	\$ 7,990.00
4271	144216	41st St: Lewis to Harvard	\$ 2,455,000.00	\$ -	\$ -	\$ 2,446,437.50	\$ 8,562.50	\$ -	\$ 0.00
4271	144218	41st St & Lewis Intersection	\$ 1,845,000.00	\$ -	\$ -	\$ 1,845,000.00	\$ 0.00	\$ -	\$ (0.00)
4271	144219	Maintenance Zone 2119	\$ 327,980.36	\$ -	\$ -	\$ 327,980.36	\$ -	\$ -	\$ (0.00)
4271	144226	Maintenance Zone 2126	\$ 305,000.00	\$ -	\$ -	\$ 305,000.00	\$ -	\$ -	\$ -
4271	144255	Maintenance Zone 2055	\$ 1,119,095.86	\$ -	\$ -	\$ 1,119,095.86	\$ -	\$ -	\$ (0.00)
4271	144256	Maintenance Zone 2056	\$ 1,138,393.91	\$ -	\$ -	\$ 1,138,393.91	\$ (0.00)	\$ -	\$ 0.00
4271	144265	Maintenance Zone 2065	\$ 859,200.67	\$ -	\$ -	\$ 859,200.67	\$ -	\$ -	\$ -
4271	144303	Maintenance Zone 3003	\$ 525,681.40	\$ -	\$ -	\$ 525,681.40	\$ -	\$ -	\$ -
4271	144309	Citywide - Arterial Rehab	\$ 4,182,972.41	\$ -	\$ 43,509.81	\$ 4,042,269.26	\$ 140,703.15	\$ -	\$ (0.00)
4271	144310	Maintenance Zone 3010	\$ 724,283.12	\$ -	\$ -	\$ 724,283.12	\$ (0.00)	\$ -	\$ 0.00
4271	144318	Maintenance Zone 3018	\$ 367,056.72	\$ -	\$ -	\$ 365,498.17	\$ 1,558.55	\$ -	\$ 0.00
4271	144380	Maintenance Zone 3080	\$ 170,000.00	\$ -	\$ -	\$ 170,000.00	\$ -	\$ -	\$ -
4271	144415	Maintenance Zone 4015	\$ 537,042.77	\$ -	\$ -	\$ 537,042.77	\$ -	\$ -	\$ -
4271	144431	Maintenance Zone 4031	\$ 1,200,000.00	\$ -	\$ 7,333.76	\$ 1,164,794.00	\$ 35,206.00	\$ -	\$ -
4271	144527	Maintenance Zone 5027	\$ 1,258,372.62	\$ -	\$ -	\$ 1,258,372.62	\$ -	\$ -	\$ -
4271	144627	Maintenance Zone 6027	\$ 886,165.51	\$ -	\$ -	\$ 886,165.51	\$ -	\$ -	\$ -
4271	144628	Maintenance Zone 6028	\$ 75,714.88	\$ 7,190.27	\$ 7,190.27	\$ 7,190.27	\$ 68,524.61	\$ -	\$ -
4271	144635	Maintenance Zone 6035	\$ 272,007.76	\$ -	\$ -	\$ 270,496.59	\$ 0.00	\$ -	\$ 1,511.17
4271	144642	Maintenance Zone 6142	\$ 800,000.00	\$ -	\$ -	\$ 731,619.90	\$ 19,700.00	\$ -	\$ 48,680.10
4271	144647	Maintenance Zone 6147	\$ 890,000.00	\$ -	\$ -	\$ 890,000.00	\$ 0.00	\$ -	\$ (0.00)
4271	144700	Maintenance Zone 7100	\$ 301,596.41	\$ -	\$ -	\$ 301,596.41	\$ (0.00)	\$ -	\$ 0.00
4271	144733	Maintenance Zone 7133	\$ 751,870.76	\$ -	\$ -	\$ 751,870.76	\$ -	\$ -	\$ -
4271	144803	Maintenance Zone 8103	\$ 1,592,680.53	\$ -	\$ -	\$ 1,592,680.53	\$ -	\$ -	\$ -
4271	144812	Maintenance Zone 8112	\$ 1,578,077.06	\$ -	\$ -	\$ 1,578,077.06	\$ -	\$ -	\$ 0.00
4271	144931	Maintenance Zone 9031	\$ 459,660.26	\$ -	\$ -	\$ 459,660.26	\$ -	\$ -	\$ -
4271	144958	Maintenance Zone 9058	\$ 833,560.11	\$ -	\$ -	\$ 833,560.11	\$ 0.00	\$ -	\$ (0.00)
4272	144000	Bond Issuance Costs	\$ 150,000.00	\$ -	\$ -	\$ 150,000.00	\$ -	\$ -	\$ -
4272	144015	Citywide Nonarterial Reh&Re	\$ 540,000.00	\$ -	\$ -	\$ 540,000.00	\$ -	\$ -	\$ -
4272	144016	Citywide Non-Art Sidewalks	\$ 300,000.00	\$ -	\$ -	\$ 300,000.00	\$ -	\$ -	\$ 0.00
4272	144020	Citywide-Arterial Rt&Pv Main	\$ 6,260,000.00	\$ -	\$ -	\$ 6,260,000.00	\$ 0.00	\$ -	\$ (0.00)
4272	144021	Citywide-Nonarterial Rt&Pv M	\$ 16,880,000.00	\$ -	\$ -	\$ 16,880,000.00	\$ (0.00)	\$ -	\$ 0.00
4272	144062	Bridge323B - 12000 E. 21St	\$ 50,000.00	\$ -	\$ -	\$ 50,000.00	\$ -	\$ -	\$ -
4272	144093	Citywide Matching Funds	\$ 650,000.00	\$ -	\$ -	\$ 650,000.00	\$ (0.00)	\$ -	\$ 0.00
4272	144094	ODOT Rehab & Replacement	\$ 1,640,000.00	\$ -	\$ -	\$ 1,640,000.00	\$ (0.00)	\$ -	\$ 0.00
4272	144106	Maintenance Zone 1006	\$ 2,008,802.62	\$ -	\$ -	\$ 2,008,802.62	\$ (0.00)	\$ -	\$ 0.00
4272	144110	Citywide-Arterial Sidewalks	\$ 900,000.00	\$ -	\$34	\$ 900,000.00	\$ (0.00)	\$ -	\$ (0.00)

# 2014 GO BOND PROGRAM

Fund 427

As of: 02/29/2024

\$ 271,038,081.00 \$ 692,422.06 \$ 9,527,048.20 \$ 237,565,062.97 \$ 13,754,224.70 \$ - \$ 19,718,793.33

Fund	Project	Project Title	Revised Budget	MTD Actual	YTD Actual	LTD Actual	Encumbrances	Committed	Balance
4272	144153	Maintenance Zone 1153	\$ -	\$ -	\$ -	\$ -	\$ -	\$ -	\$ -
4272	144157	Maintenance Zone 1157	\$ 3,192,879.00	\$ -	\$ -	\$ 3,192,879.00	\$ (0.00)	\$ -	\$ 0.00
4272	144168	Maintenance Zone 1068	\$ 400,000.00	\$ 799.89	\$ 799.89	\$ 333,146.77	\$ 66,853.23	\$ -	\$ (0.00)
4272	144202	Apachee: Peoria - Lewis Ave	\$ 300,000.00	\$ -	\$ -	\$ 300,000.00	\$ -	\$ -	\$ -
4272	144207	11Th St: Lewis Ave - Harvard	\$ 200,000.00	\$ -	\$ -	\$ 200,000.00	\$ -	\$ -	\$ -
4272	144211	41St: Garnett - 129 E Ave	\$ 102,199.23	\$ -	\$ -	\$ 102,199.23	\$ -	\$ -	\$ 0.00
4272	144214	Sheridan 81st to 91st	\$ 1,326,022.15	\$ -	\$ -	\$ 1,326,022.15	\$ -	\$ -	\$ 0.00
4272	144215	Peoria: 41St St - 51St St.	\$ 300,000.00	\$ -	\$ -	\$ 300,000.00	\$ -	\$ -	\$ -
4272	144264	Maintenance Zone 2064	\$ 1,123,073.63	\$ -	\$ -	\$ 1,123,073.63	\$ 0.00	\$ -	\$ (0.00)
4272	144304	Maintenance Zone 3004	\$ 1,231,358.67	\$ -	\$ -	\$ 1,231,358.67	\$ (0.00)	\$ -	\$ 0.00
4272	144309	Citywide - Arterial Rehab	\$ 5,272,816.58	\$ 72,801.73	\$ 1,271,460.25	\$ 1,739,118.92	\$ 3,372,816.69	\$ -	\$ 160,880.97
4272	144311	Maintenance Zone 3011	\$ 1,000,000.00	\$ -	\$ -	\$ 970,762.05	\$ 0.00	\$ -	\$ 29,237.95
4272	144320	Maintenance Zone 3020	\$ 480,000.00	\$ -	\$ 22,594.26	\$ 358,030.46	\$ 121,969.54	\$ -	\$ (0.00)
4272	144413	Maintenance Zone 4013	\$ -	\$ -	\$ -	\$ -	\$ -	\$ -	\$ -
4272	144421	Maintenance Zone 4021	\$ 375,000.00	\$ -	\$ -	\$ 365,000.00	\$ (0.00)	\$ -	\$ 10,000.00
4272	144430	Maintenance Zone 4030	\$ 1,517,287.45	\$ -	\$ -	\$ 1,517,287.45	\$ 0.00	\$ -	\$ (0.00)
4272	144539	Maintenance Zone 5039	\$ 2,982,395.92	\$ -	\$ -	\$ 2,982,395.92	\$ 0.00	\$ -	\$ 0.00
4272	144546	Maintenance Zone 5046	\$ 600,000.00	\$ -	\$ -	\$ 600,000.00	\$ -	\$ -	\$ 0.00
4272	144547	Maintenance Zone 5047	\$ 1,100,000.00	\$ 5,664.49	\$ 98,672.70	\$ 1,067,402.54	\$ 32,597.46	\$ -	\$ (0.00)
4272	144740	Maintenance Zone 7040	\$ 350,000.00	\$ -	\$ -	\$ 349,845.00	\$ 155.00	\$ -	\$ 0.00
4272	144760	Maintenance Zone 7060	\$ 2,985,401.38	\$ -	\$ -	\$ 2,985,401.38	\$ -	\$ -	\$ -
4272	144943	Maintenance Zone 9043	\$ 2,165,462.22	\$ -	\$ -	\$ 2,165,462.22	\$ -	\$ -	\$ (0.00)
4272	144950	Maintenance Zone 9050	\$ 350,000.00	\$ -	\$ -	\$ 349,225.28	\$ 774.72	\$ -	\$ (0.00)
4272	144951	Maintenance Zone 9051	\$ 160,000.00	\$ -	\$ -	\$ 154,936.84	\$ 5,063.16	\$ -	\$ (0.00)
4273	144000	Bond Issuance Costs	\$ 150,000.00	\$ -	\$ -	\$ 150,000.00	\$ -	\$ -	\$ -
4273	144015	Citywide Nonarterial Reh&Re	\$ 539,950.00	\$ -	\$ 139,922.73	\$ 539,950.00	\$ 0.00	\$ -	\$ (0.00)
4273	144016	Citywide Non-Art Sidewalks	\$ 100,000.00	\$ -	\$ -	\$ 100,000.00	\$ -	\$ -	\$ -
4273	144020	Citywide-Arterial Rt&Pv Main	\$ 11,807,489.89	\$ -	\$ 26,111.59	\$ 11,807,489.89	\$ (0.00)	\$ -	\$ 0.00
4273	144021	Citywide-Nonarterial Rt&Pv M	\$ 22,959,914.34	\$ -	\$ 40,026.86	\$ 22,908,926.15	\$ 988.19	\$ -	\$ 50,000.00
4273	144093	Citywide Matching Funds	\$ 1,753,170.00	\$ -	\$ 151,972.35	\$ 1,737,853.51	\$ 14,966.49	\$ -	\$ 350.00
4273	144094	ODOT Rehab & Replacement	\$ 1,640,000.00	\$ -	\$ -	\$ 1,640,000.00	\$ (0.00)	\$ -	\$ (0.00)
4273	144110	Citywide-Arterial Sidewalks	\$ 300,000.00	\$ -	\$ -	\$ 300,000.00	\$ (0.00)	\$ -	\$ 0.00
4273	144111	Maintenance Zone 1001	\$ -	\$ -	\$ -	\$ -	\$ -	\$ -	\$ -
4273	144158	Maintenance Zone 1157	\$ 2,107,199.83	\$ -	\$ -	\$ 2,107,199.83	\$ -	\$ -	\$ -
4273	144176	Maintenance Zone 1076	\$ 1,418,019.41	\$ -	\$ -	\$ 1,418,019.41	\$ 0.00	\$ -	\$ 0.00
4273	144209	21st St: Garnett to 129th E	\$ 50.00	\$ -	\$ -	\$ 50.00	\$ -	\$ -	\$ -
4273	144210	21st St-129th East Ave Inter	\$ -	\$ -	\$ -	\$ -	\$ -	\$ -	\$ -
4273	144211	41St: Garnett - 129 E Ave	\$ 1,499,413.58	\$ -	\$ -	\$ 1,499,413.58	\$ 0.00	\$ -	\$ 0.00
4273	144213	91st Harvard - Yale	\$ 285,000.00	\$ -	\$ -	\$ 176,003.18	\$ 18,903.29	\$ -	\$ 90,093.53
4273	144217	Apache & Harvard Intersect	\$ 785,000.00	\$ -	\$35	\$ 775,000.00	\$ 0.00	\$ -	\$ 10,000.00



# 2014 GO BOND PROGRAM

Fund 427

As of: 02/29/2024

\$ 271,038,081.00 \$ 692,422.06 \$ 9,527,048.20 \$ 237,565,062.97 \$ 13,754,224.70 \$ - \$ 19,718,793.33

Fund	Project	Project Title	Revised Budget	MTD Actual	YTD Actual	LTD Actual	Encumbrances	Committed	Balance
4273	144225	Maintenance Zone 2125	\$ 2,310,000.00	\$ -	\$ -	\$ 2,262,500.00	\$ (0.00)	\$ -	\$ 47,500.00
4273	144230	Maintenance Zone 2130	\$ -	\$ -	\$ -	\$ -	\$ -	\$ -	\$ -
4273	144309	Citywide - Arterial Rehab	\$ 1,563,399.06	\$ -	\$ -	\$ 532.00	\$ -	\$ -	\$ 1,562,867.06
4273	144317	Maintenance Zone 3017	\$ 750,000.00	\$ -	\$ 7,634.38	\$ 607,549.53	\$ 45,634.06	\$ -	\$ 96,816.41
4273	144452	Maintenance Zone 4152	\$ 600,000.00	\$ -	\$ 2,457.30	\$ 398,365.36	\$ 27,349.49	\$ -	\$ 174,285.15
4273	144467	Maintenance Zone 4067	\$ 4,370,000.00	\$ -	\$ -	\$ 2,886,805.21	\$ (0.00)	\$ -	\$ 1,483,194.79
4273	144533	Maintenance Zone 5033	\$ 4,380,000.00	\$ -	\$ -	\$ 4,380,000.00	\$ (0.00)	\$ -	\$ 0.00
4273	144628	Maintenance Zone 6028	\$ 1,000,000.00	\$ -	\$ 12,969.79	\$ 942,109.11	\$ 57,890.89	\$ -	\$ 0.00
4273	144635	Maintenance Zone 6035	\$ 3,034,358.21	\$ -	\$ -	\$ 3,034,358.21	\$ (0.00)	\$ -	\$ 0.00
4273	144645	Maintenance Zone 6145	\$ 2,375,000.00	\$ -	\$ -	\$ 2,279,554.52	\$ 13,606.01	\$ -	\$ 81,839.47
4273	144700	Maintenance Zone 7100	\$ 1,012,395.47	\$ -	\$ -	\$ 1,012,395.47	\$ (0.00)	\$ -	\$ 0.00
4273	144748	Maintenance Zone 7048	\$ 955,111.36	\$ -	\$ -	\$ 955,111.36	\$ (0.00)	\$ -	\$ -
4273	144754	Maintenance Zone 7054	\$ 1,000,000.00	\$ -	\$ -	\$ 727,510.40	\$ 18,989.60	\$ -	\$ 253,500.00
4273	144857	Maintenance Zone 8057	\$ 1,453,081.00	\$ -	\$ -	\$ 1,453,081.00	\$ 0.00	\$ -	\$ (0.00)
4273	144863	Maintenance Zone 8063	\$ 800,000.00	\$ 3,001.25	\$ 13,446.62	\$ 703,377.65	\$ 83,138.35	\$ -	\$ 13,484.00
4273	144944	Maintenance Zone 9044	\$ 2,295,000.00	\$ -	\$ -	\$ 2,295,000.00	\$ (0.00)	\$ -	\$ 0.00
4273	144945	Maintenance Zone 9045	\$ 3,460,000.00	\$ -	\$ -	\$ 3,011,446.11	\$ (0.00)	\$ -	\$ 448,553.89
4273	144949	Maintenance Zone 9049	\$ 1,200,000.00	\$ -	\$ 1,370.09	\$ 696,289.95	\$ 163,265.39	\$ -	\$ 340,444.66
4273	193140000Z	Mingo Creek Trail - 41st to 51	\$ 196,830.00	\$ -	\$ -	\$ 196,830.00	\$ -	\$ -	\$ -
4274	144000	Bond Issuance Costs	\$ 132,000.00	\$ -	\$ -	\$ 130,730.96	\$ -	\$ -	\$ 1,269.04
4274	144015	Citywide Nonarterial Reh&Re	\$ 1,320,000.00	\$ 88,389.40	\$ 555,405.78	\$ 585,738.31	\$ 734,261.69	\$ -	\$ 0.00
4274	144021	Citywide-Nonarterial Rt&Pv M	\$ 1,340,000.00	\$ -	\$ 46,394.39	\$ 1,340,000.00	\$ (0.00)	\$ -	\$ 0.00
4274	144094	ODOT Rehab & Replacement	\$ 3,280,000.00	\$ -	\$ 4,240.00	\$ 365,532.32	\$ 1,723,591.87	\$ -	\$ 1,190,875.81
4274	144106	Maintenance Zone 1006	\$ -	\$ -	\$ -	\$ -	\$ -	\$ -	\$ -
4274	144111	Maintenance Zone 1001	\$ 7,445,000.00	\$ 89,180.76	\$ 784,813.73	\$ 5,383,915.31	\$ 1,840,575.54	\$ -	\$ 220,509.15
4274	144153	Maintenance Zone 1153	\$ 1,243,000.00	\$ 231,483.08	\$ 1,243,000.00	\$ 1,243,000.00	\$ 0.00	\$ -	\$ (0.00)
4274	144199	Maintenance Zone 1099	\$ 2,800,000.00	\$ -	\$ -	\$ 2,196,818.81	\$ 104,487.50	\$ -	\$ 498,693.69
4274	144200	36 St: N MLK - Peoria Ave	\$ 2,920,000.00	\$ -	\$ -	\$ 2,919,920.00	\$ 80.00	\$ -	\$ 0.00
4274	144205	Apache St: Lewis To Harvard	\$ 1,860,000.00	\$ -	\$ 6,534.99	\$ 1,504,705.50	\$ 10,285.52	\$ -	\$ 345,008.98
4274	144209	21st St: Garnett to 129th E	\$ 2,435,000.00	\$ -	\$ -	\$ 2,018,270.64	\$ 0.00	\$ -	\$ 416,729.36
4274	144210	21st St-129th East Ave INTERSC	\$ 1,965,000.00	\$ -	\$ -	\$ 1,828,247.11	\$ (0.00)	\$ -	\$ 136,752.89
4274	144217	Apache & Harvard INTERSCTN	\$ 990,000.00	\$ -	\$ -	\$ 753,076.17	\$ 236,923.83	\$ -	\$ 0.00
4274	144230	Maintenance Zone 2130	\$ 3,488,081.00	\$ -	\$ (455.00)	\$ 3,291,509.49	\$ (0.00)	\$ -	\$ 196,571.51
4274	144309	Citywide - Arterial Rehab	\$ 1,800,000.00	\$ -	\$ -	\$ 14,056.00	\$ -	\$ -	\$ 1,785,944.00
4274	144310	Maintenance Zone 3010	\$ 145,714.88	\$ -	\$ 73,790.69	\$ 73,790.69	\$ 55,508.87	\$ -	\$ 16,415.32
4274	144311	Maintenance Zone 3011	\$ 8,485,000.00	\$ -	\$ -	\$ 6,962,932.59	\$ 51,385.00	\$ -	\$ 1,470,682.41
4274	144320	Maintenance Zone 3020	\$ 4,020,000.00	\$ 37,773.17	\$ 50,754.46	\$ 50,754.46	\$ 18,000.59	\$ -	\$ 3,951,244.95
4274	144431	Maintenance Zone 4031	\$ 10,480,000.00	\$ 71,048.35	\$ 2,953,378.36	\$ 10,157,929.94	\$ 271,710.56	\$ -	\$ 50,359.50
4274	144547	Maintenance Zone 5047	\$ 2,905,000.00	\$ 25,322.79	\$ 244,978.13	\$ 249,417.56	\$ 2,655,582.44	\$ -	\$ (0.00)
4274	144628	Maintenance Zone 6028	\$ 6,984,285.12	\$ -	\$ 36 16,109.72	\$ 2,095,928.05	\$ 868,287.50	\$ -	\$ 4,020,069.57



# 2014 GO BOND PROGRAM

Fund 427

As of: 02/29/2024

\$ 271,038,081.00 \$ 692,422.06 \$ 9,527,048.20 \$ 237,565,062.97 \$ 13,754,224.70 \$ - \$ 19,718,793.33

Fund	Project	Project Title	Revised Budget	MTD Actual	YTD Actual	LTD Actual	Encumbrances	Committed	Balance
4274	144740	Maintenance Zone 7040	\$ 2,925,000.00	\$ -	\$ -	\$ 2,875,000.00	\$ 48,693.75	\$ -	\$ 1,306.25
4274	144857	Maintenance Zone 8057	\$ 841,919.00	\$ -	\$ 6,014.56	\$ 415,001.81	\$ 56,391.11	\$ -	\$ 370,526.08
4274	144944	Maintenance Zone 9044	\$ 1,305,000.00	\$ -	\$ -	\$ 1,270,831.97	\$ 28,899.07	\$ -	\$ 5,268.96
4274	144951	Maintenance Zone 9051	\$ 1,390,000.00	\$ -	\$ 779,477.81	\$ 1,221,664.95	\$ 95,209.45	\$ -	\$ 73,125.60
4275	144000	Bond Issuance Costs	\$ 48,000.00	\$ -	\$ -	\$ 47,694.94	\$ -	\$ -	\$ 305.06
4275	144153	Maintenance Zone 1153	\$ 2,367,000.00	\$ 142,624.18	\$ 172,330.02	\$ 173,785.81	\$ 2,043,604.13	\$ -	\$ 149,610.06
4275	144168	Maintenance Zone 1068	\$ 3,200,000.00	\$ -	\$ -	\$ -	\$ 23,987.73	\$ -	\$ 3,176,012.27
4275	144202	Apache: Peoria - Lewis Ave	\$ 2,365,000.00	\$ -	\$ 16,255.76	\$ 61,934.06	\$ 71,850.58	\$ -	\$ 2,231,215.36
4275	144215	Peoria: 41st - 51st	\$ 2,885,000.00	\$ 119,555.09	\$ 1,047,233.04	\$ 1,394,113.21	\$ 1,158,671.54	\$ -	\$ 332,215.25
4275	144421	Maintenance Zone 4021	\$ 3,280,000.00	\$ 904,446.99	\$ 1,115,911.96	\$ 1,136,385.16	\$ 1,416,064.39	\$ -	\$ 727,550.45
4275	144547	Maintenance Zone 5047	\$ 6,465,000.00	\$ 181.30	\$ 181.30	\$ 181.30	\$ 4,290,559.05	\$ -	\$ 2,174,259.65
4275	144863	Maintenance Zone 8063	\$ 5,820,000.00	\$ 1,010,667.56	\$ 1,406,033.21	\$ 1,965,568.75	\$ 3,180,289.12	\$ -	\$ 674,142.13
4275	144950	Maintenance Zone 9050	\$ 2,625,000.00	\$ -	\$ 346,340.14	\$ 2,625,000.00	\$ (0.00)	\$ -	\$ (0.00)
4276	144310	Maintenance Zone 3010	\$ 7,060,000.00	\$ -	\$ -	\$ -	\$ -	\$ -	\$ 7,060,000.00

# **2020 GO BOND FUNDS**

**FUND 4281~428x COMBINED**

**(2020 GENERAL OBLIGATION BOND FUNDS)**

**CITY OF TULSA, OKLAHOMA  
SALES TAX OVERVIEW COMMITTEE REPORT  
FUND 4281-4283 - 2020 GO BOND FUNDS**

**STATEMENT OF REVENUES, EXPENDITURES AND ENCUMBRANCES  
FOR THE EIGHT MONTHS ENDED FEBRUARY 29, 2024**

	FY ESTIMATED REVENUES/ LIFE-TO-DATE APPROPRIATIONS	CURRENT MONTH	ACTUAL YEAR TO DATE	LIFE TO DATE	OUTSTANDING REVENUES/ BALANCE OF APPROPRIATIONS
<b>Revenue</b>					
Bond Sale Receipts	\$	\$	\$	\$ 149,015,000.00	\$
Donations					
Miscellaneous Revenue					
Total Revenue				<u>149,015,000.00</u>	
<b>Expenditures</b>					
Project Expenditures	89,985,000.00	870,458.01	15,099,029.26	39,598,178.25	50,386,821.75
Total Expenditures	<u>89,985,000.00</u>	<u>870,458.01</u>	<u>15,099,029.26</u>	<u>39,598,178.25</u>	<u>50,386,821.75</u>
Excess (Deficiency) of Revenue Over Expenditures			(15,099,029.26)	109,416,821.75	
Completed Projects Encumbrances			<u>23,658,746.54</u>	<u>59,030,000.00</u> <u>23,658,746.54</u>	
Excess (Deficiency) of Revenue Over Expenditures and Encumbrances			(38,757,775.80)	26,728,075.21	
June 30, 2022 Ending Fund Balance			39,441,334.32		
Prior year expenditures					
June 30, 2022 Encumbrances			<u>26,044,516.69</u>		
Adjusted Beginning Fund Balance			<u>65,485,851.01</u>		
Ending Fund Balance			<u>\$ 26,728,075.21</u>	<u>\$ 26,728,075.21</u>	

# 2020 GO BOND PROGRAM

Fund 428

As of: 02/29/2024

\$ 89,985,000.00 \$ 870,458.01 \$ 8,815,762.94 \$ 34,304,062.08 \$ 23,548,746.54 \$ 110,000.00 \$ 32,022,191.38

Fund	Project	Project Title	Revised Budget	MTD Actual	YTD Actual	LTD Actual	Encumbrances	Committed	Balance
4281	2019X0000Z	Bond Issuance Cost	\$ 27,542.00	\$ -	\$ -	\$ 27,542.00	\$ -	\$ -	\$ -
4281	2035X0001Z	Transit-MTTA - Route 66 BRT	\$ 950,000.00	\$ -	\$ -	\$ 933,280.16	\$ 0.00	\$ -	\$ 16,719.84
4281	2036A0007Z	Apache St: Harvard Ave - Yale	\$ -	\$ -	\$ -	\$ -	\$ -	\$ -	\$ -
4281	2036A0013Z	Gilcrease Rd: Apache St - Pine	\$ -	\$ -	\$ -	\$ -	\$ -	\$ -	\$ -
4281	2036A0025Z	41st St S: Union Ave - Elwood	\$ -	\$ -	\$ -	\$ -	\$ -	\$ -	\$ -
4281	2036A0035Z	41st St S & Elwood Ave INTERSC	\$ -	\$ -	\$ -	\$ -	\$ -	\$ -	\$ -
4281	2036A0042Z	Pine St: Lewis Ave - Harvard A	\$ -	\$ -	\$ -	\$ -	\$ -	\$ -	\$ -
4281	2036A0043Z	Pine St: State Hwy 11 - Mingo	\$ -	\$ -	\$ -	\$ -	\$ -	\$ -	\$ -
4281	2036A0047Z	Admiral Pl: Memorial Dr - Ming	\$ -	\$ -	\$ -	\$ -	\$ -	\$ -	\$ -
4281	2036A0050Z	Yale Ave: Apache St - Pine St	\$ -	\$ -	\$ -	\$ -	\$ -	\$ -	\$ -
4281	2036A0055Z	129th E Ave: Apache St - Pine	\$ -	\$ -	\$ -	\$ -	\$ -	\$ -	\$ -
4281	2036A0058Z	Pine St & Mingo Rd INTERSCTN	\$ -	\$ -	\$ -	\$ -	\$ -	\$ -	\$ -
4281	2036A0064Z	11th St S: Utica Ave - Lewis A	\$ 500,000.00	\$ -	\$ 264,870.85	\$ 285,231.45	\$ 205,129.15	\$ -	\$ 9,639.40
4281	2036A0072Z	11th St S & Lewis Ave INTERSCT	\$ 270,000.00	\$ -	\$ 270,000.00	\$ 270,000.00	\$ -	\$ -	\$ -
4281	2036A0092Z	31st St S: Garnett Rd - 129th	\$ -	\$ -	\$ -	\$ -	\$ -	\$ -	\$ -
4281	2036A0119Z	Sheridan Rd: 71st St S - 81st	\$ -	\$ -	\$ -	\$ -	\$ -	\$ -	\$ -
4281	2036A1000Z	CW Arterial Routine & Preventi	\$ 6,060,085.66	\$ 46,935.69	\$ 869,261.11	\$ 6,032,444.96	\$ 27,640.70	\$ -	\$ (0.00)
4281	2036A1001Z	R&P: Pavement Reinspection	\$ 500,000.00	\$ 1,760.62	\$ 23,407.45	\$ 485,347.70	\$ 14,652.30	\$ -	\$ (0.00)
4281	2036D0002Z	CBD: MLK & Detroit north of BN	\$ 170,000.00	\$ -	\$ -	\$ 170,000.00	\$ 0.00	\$ -	\$ (0.00)
4281	2036D0004Z	CBD: Detroit Ave south of BNSF	\$ 140,000.00	\$ -	\$ -	\$ 140,000.00	\$ (0.00)	\$ -	\$ 0.00
4281	2036D0005Z	CBD: Reconciliation Way	\$ 75,000.00	\$ -	\$ -	\$ 75,000.00	\$ -	\$ -	\$ -
4281	2036D0007Z	CBD: Alleyways	\$ 365,000.00	\$ -	\$ -	\$ 365,000.00	\$ 0.00	\$ -	\$ (0.00)
4281	2036N0001Z	CW NonArterial Routine & Preve	\$ 1,500,000.00	\$ -	\$ -	\$ 1,500,000.00	\$ 0.00	\$ -	\$ (0.00)
4281	2036N1007Z	Maintenance Zone 1007	\$ 95,762.10	\$ -	\$ -	\$ 84,055.86	\$ 11,706.24	\$ -	\$ 0.00
4281	2036N1070Z	Maintenance Zone 1070	\$ 250,000.00	\$ -	\$ 27,639.04	\$ 246,539.04	\$ 3,460.96	\$ -	\$ 0.00
4281	2036N1076Z	Maintenance Zone 1076	\$ 248,256.21	\$ -	\$ -	\$ 224,661.26	\$ 23,594.95	\$ -	\$ -
4281	2036N1078Z	Maintenance Zone 1078	\$ 252,931.57	\$ -	\$ -	\$ 226,834.03	\$ 26,097.54	\$ -	\$ (0.00)
4281	2036N2056Z	Maintenance Zone 2056	\$ -	\$ -	\$ -	\$ -	\$ -	\$ -	\$ -
4281	2036N2065Z	Maintenance Zone 2065	\$ 362,167.00	\$ -	\$ 2,535.23	\$ 220,841.21	\$ 131,325.79	\$ -	\$ 10,000.00
4281	2036N2066Z	Maintenance Zone 2066	\$ 150,000.00	\$ -	\$ -	\$ 111,861.47	\$ 305.53	\$ -	\$ 37,833.00
4281	2036N3081Z	Maintenance Zone 3081	\$ 100,000.00	\$ -	\$ -	\$ 66,754.11	\$ 33,245.89	\$ -	\$ (0.00)
4281	2036N4014Z	Maintenance Zone 4014	\$ 135,234.00	\$ 571.35	\$ 571.35	\$ 126,870.03	\$ 8,363.97	\$ -	\$ 0.00
4281	2036N4021Z	Maintenance Zone 4021	\$ 255,909.06	\$ -	\$ -	\$ 222,366.60	\$ 33,542.46	\$ -	\$ -
4281	2036N4022Z	Maintenance Zone 4022	\$ 331,504.85	\$ 3,362.43	\$ 3,362.43	\$ 292,279.37	\$ 8,917.65	\$ -	\$ 30,307.83
4281	2036N4030Z	Maintenance Zone 4030	\$ 150,000.00	\$ -	\$ 2,145.00	\$ 146,217.50	\$ 3,782.50	\$ -	\$ 0.00
4281	2036N5040Z	Maintenance Zone 5040	\$ 100,000.00	\$ -	\$ -	\$ 79,369.49	\$ 10,630.51	\$ -	\$ 10,000.00
4281	2036N6035Z	Maintenance Zone 6035	\$ -	\$ -	\$ -	\$ -	\$ -	\$ -	\$ -
4281	2036N7048Z	Maintenance Zone 7048	\$ 251,630.00	\$ -	\$ -	\$ 233,128.08	\$ 18,501.92	\$ -	\$ (0.00)
4281	2036N7060Z	Maintenance Zone 7060	\$ 100,000.00	\$ -	\$ -	\$ 67,673.82	\$ 32,326.18	\$ -	\$ (0.00)
4281	2036N8057Z	Maintenance Zone 8057	\$ 200,000.00	\$ -	\$ 62,333.03	\$ 184,754.33	\$ 15,245.67	\$ -	\$ (0.00)

# 2020 GO BOND PROGRAM

Fund 428

As of: 02/29/2024

\$ 89,985,000.00 \$ 870,458.01 \$ 8,815,762.94 \$ 34,304,062.08 \$ 23,548,746.54 \$ 110,000.00 \$ 32,022,191.38

Fund	Project	Project Title	Revised Budget	MTD Actual	YTD Actual	LTD Actual	Encumbrances	Committed	Balance
4281	2036N8102Z	Maintenance Zone 8102	\$ 171,234.00	\$ 3,426.68	\$ 7,638.72	\$ 167,374.72	\$ 3,859.28	\$ -	\$ 0.00
4281	2036N9037Z	Maintenance Zone 9037	\$ 250,000.00	\$ -	\$ -	\$ 155,375.32	\$ 94,624.68	\$ -	\$ (0.00)
4281	2036N9038Z	Maintenance Zone 9038	\$ 82,635.84	\$ -	\$ 5,346.53	\$ 78,976.41	\$ 3,659.43	\$ -	\$ 0.00
4281	2036N9044Z	Maintenance Zone 9044	\$ 25,000.00	\$ -	\$ -	\$ 23,899.07	\$ 1,100.93	\$ -	\$ -
4281	2036N9050Z	Maintenance Zone 9050	\$ 150,000.00	\$ -	\$ 927.09	\$ 98,683.75	\$ 43,454.65	\$ -	\$ 7,861.60
4281	2036N9051Z	Maintenance Zone 9051	\$ 95,107.71	\$ -	\$ -	\$ 84,053.27	\$ 11,054.44	\$ -	\$ (0.00)
4281	2036S0001Z	ADA: Sidewalk Corridors	\$ -	\$ -	\$ -	\$ -	\$ -	\$ -	\$ -
4281	2036S0002Z	BPI: Go Plan Implement - ENG	\$ 165,000.00	\$ 2,886.90	\$ 36,874.93	\$ 117,340.89	\$ 47,659.11	\$ -	\$ (0.00)
4281	2036S0003Z	BPI: Go Plan Implement - Traff	\$ 10,000.00	\$ -	\$ -	\$ -	\$ -	\$ -	\$ 10,000.00
4281	2036S0004Z	BPI: Arterial Sidewalk	\$ 500,000.00	\$ 1,625.50	\$ 30,232.08	\$ 457,356.50	\$ 42,643.50	\$ -	\$ (0.00)
4281	2036S0005Z	BPI: Non Arterial Sidewalk	\$ 150,000.00	\$ -	\$ 24,167.37	\$ 119,053.80	\$ 30,946.20	\$ -	\$ -
4281	2036W0004Z	91 St S: Memorial - Mingo Rd W	\$ -	\$ -	\$ -	\$ -	\$ -	\$ -	\$ -
4281	2036X0001Z	ADA: Transition Plan Update	\$ 250,000.00	\$ -	\$ 5,232.11	\$ 250,000.00	\$ (0.00)	\$ -	\$ 0.00
4281	2036X0002Z	ADA: Transit Stops	\$ -	\$ -	\$ -	\$ -	\$ -	\$ -	\$ -
4281	2036X0003Z	ADA: Signalized Intersections	\$ -	\$ -	\$ -	\$ -	\$ -	\$ -	\$ -
4281	2036X0005Z	TE: Signal Coord and Communica	\$ 100,000.00	\$ -	\$ -	\$ -	\$ 100,000.00	\$ -	\$ -
4281	2036X0006Z	TE: Signal Instal, Repair and	\$ 300,000.00	\$ -	\$ 168,834.10	\$ 168,834.10	\$ -	\$ -	\$ 131,165.90
4281	2036X0007Z	TE: Traffic Calming	\$ 50,000.00	\$ -	\$ 14,103.69	\$ 44,542.13	\$ 0.00	\$ -	\$ 5,457.87
4281	2036X0008Z	TE: Lighting Repair and Replac	\$ 100,000.00	\$ -	\$ -	\$ -	\$ 100,000.00	\$ -	\$ -
4281	2036X0009Z	TE: Pavement Markings and Sign	\$ 375,000.00	\$ 1,806.05	\$ 154,156.27	\$ 154,156.27	\$ 220,843.73	\$ -	\$ 0.00
4281	2036X0010Z	TE: Guardrail Repair and Repl	\$ 50,000.00	\$ -	\$ -	\$ -	\$ -	\$ -	\$ 50,000.00
4281	2036X0011Z	Arena District Master Pln Impl	\$ -	\$ -	\$ -	\$ -	\$ -	\$ -	\$ -
4281	2037B0167Z	Bridge #167	\$ 30,000.00	\$ -	\$ -	\$ 15,300.00	\$ 14,700.00	\$ -	\$ -
4281	2037B0173Z	Bridge #173	\$ 50,000.00	\$ -	\$ -	\$ -	\$ 32,950.00	\$ -	\$ 17,050.00
4281	2037B0201C	Bridge #201C	\$ 20,000.00	\$ -	\$ -	\$ 8,000.00	\$ -	\$ -	\$ 12,000.00
4281	2037B0204Z	Bridge #204	\$ 145,000.00	\$ 3,966.39	\$ 25,370.50	\$ 131,153.48	\$ 13,846.52	\$ -	\$ (0.00)
4281	2037B0232A	Bridge #232A	\$ 100,000.00	\$ -	\$ 869.04	\$ 23,169.04	\$ 0.00	\$ -	\$ 76,830.96
4281	2037B0241Z	Bridge #241	\$ 150,000.00	\$ -	\$ -	\$ 53,948.26	\$ (0.00)	\$ -	\$ 96,051.74
4281	2037B0245Z	Bridge #245	\$ 100,000.00	\$ -	\$ 22,011.50	\$ 71,089.04	\$ 28,910.96	\$ -	\$ (0.00)
4281	2037B0258Z	Bridge #258	\$ 35,000.00	\$ -	\$ -	\$ 35,000.00	\$ -	\$ -	\$ -
4281	2037B0261A	Bridge #261A	\$ 35,000.00	\$ -	\$ 11,000.00	\$ 35,000.00	\$ -	\$ -	\$ -
4281	2037B0261B	Bridge #261B	\$ 35,000.00	\$ -	\$ -	\$ 24,000.00	\$ 11,000.00	\$ -	\$ -
4281	2037B0263Z	Bridge #263	\$ 65,000.00	\$ -	\$ -	\$ 30,000.00	\$ 25,000.00	\$ -	\$ 10,000.00
4281	2037B0269Z	Bridge #269	\$ 50,000.00	\$ -	\$ -	\$ 25,000.00	\$ (0.00)	\$ -	\$ 25,000.00
4281	2037B0286Z	Bridge #286	\$ 30,000.00	\$ -	\$ -	\$ 8,000.00	\$ -	\$ -	\$ 22,000.00
4281	2037B0301A	Bridge #301A	\$ 40,000.00	\$ -	\$ -	\$ 20,000.00	\$ -	\$ -	\$ 20,000.00
4281	2037B0301Z	Bridge #301	\$ 30,000.00	\$ -	\$ -	\$ 15,070.44	\$ 14,929.56	\$ -	\$ 0.00
4281	2037B0343Z	Bridge #343	\$ 10,000.00	\$ -	\$ -	\$ 4,000.00	\$ -	\$ -	\$ 6,000.00
4281	2037B0359Z	Bridge #359	\$ 15,000.00	\$ -	\$ -	\$ 15,000.00	\$ -	\$ -	\$ -
4281	2037B0423Z	Bridge #423	\$ 20,000.00	\$ -	\$ 41	\$ 8,000.00	\$ -	\$ -	\$ 12,000.00

# 2020 GO BOND PROGRAM

Fund 428

As of: 02/29/2024

\$ 89,985,000.00 \$ 870,458.01 \$ 8,815,762.94 \$ 34,304,062.08 \$ 23,548,746.54 \$ 110,000.00 \$ 32,022,191.38

Fund	Project	Project Title	Revised Budget	MTD Actual	YTD Actual	LTD Actual	Encumbrances	Committed	Balance
4281	2037B1000Z	CW Bridge Rehab and Inspection	\$ 150,000.00	\$ -	\$ -	\$ 113,347.00	\$ 36,653.00	\$ -	\$ 0.00
4281	2039X0009Z	TE: Traffic Studies	\$ 25,000.00	\$ -	\$ -	\$ 25,000.00	\$ -	\$ -	\$ -
4282	2019X0000Z	Bond Issuance Cost	\$ 180,000.00	\$ -	\$ -	\$ 179,111.12	\$ -	\$ -	\$ 888.88
4282	2035X0001Z	Transit-MTTA - Route 66 BRT	\$ 4,380,000.00	\$ 43,398.27	\$ 481,928.15	\$ 917,223.83	\$ 318,610.32	\$ -	\$ 3,144,165.85
4282	2036A0002Z	46th St N: Peoria Ave - Lewis	\$ 150,000.00	\$ -	\$ -	\$ 150,000.00	\$ 0.00	\$ -	\$ (0.00)
4282	2036A0005Z	36 St N: Osage County Ln - MLK	\$ 75,000.00	\$ -	\$ -	\$ -	\$ 51,810.00	\$ -	\$ 23,190.00
4282	2036A0007Z	Apache St: Harvard Ave - Yale	\$ 100,000.00	\$ -	\$ 11,393.07	\$ 11,393.07	\$ 38,106.93	\$ -	\$ 50,500.00
4282	2036A0008Z	Pine St: Gilcrease Rd - Union	\$ 470,000.00	\$ -	\$ -	\$ -	\$ 470,000.00	\$ -	\$ -
4282	2036A0009Z	Pine St: Peoria Ave - Lewis Av	\$ 340,000.00	\$ -	\$ -	\$ 20,000.00	\$ 320,000.00	\$ -	\$ -
4282	2036A0010Z	Edison St: 33rd W Ave - Union	\$ 1,050,000.00	\$ -	\$ -	\$ -	\$ 1,050,000.00	\$ -	\$ -
4282	2036A0011Z	33rd W Ave: Apache St - Pine S	\$ 1,350,000.00	\$ -	\$ -	\$ 923.47	\$ -	\$ -	\$ 1,349,076.53
4282	2036A0012Z	33rd W Ave: Pine St - Edison S	\$ 700,000.00	\$ -	\$ -	\$ -	\$ 700,000.00	\$ -	\$ -
4282	2036A0013Z	Gilcrease Rd: Apache St - Pine	\$ 800,000.00	\$ -	\$ -	\$ -	\$ -	\$ -	\$ 800,000.00
4282	2036A0015Z	MLK Jr Blvd: 36th St N - Apach	\$ 200,000.00	\$ -	\$ -	\$ -	\$ 100,000.00	\$ -	\$ 100,000.00
4282	2036A0016Z	MLK Jr Blvd: Apache St - Pine	\$ 75,000.00	\$ -	\$ 43,897.95	\$ 43,897.95	\$ 6,102.05	\$ -	\$ 25,000.00
4282	2036A0017Z	Peoria Ave: 56th St N - 46th S	\$ 850,000.00	\$ -	\$ -	\$ 55,000.00	\$ 795,000.00	\$ -	\$ -
4282	2036A0018Z	Peoria Ave: 46th St N - 36th S	\$ 900,000.00	\$ -	\$ -	\$ 68,444.72	\$ 831,555.28	\$ -	\$ -
4282	2036A0020Z	Lewis Ave: Pine St - Admiral P	\$ 320,000.00	\$ -	\$ -	\$ -	\$ 320,000.00	\$ -	\$ -
4282	2036A0021Z	Harvard Ave: Mohawk Blvd - 36	\$ 75,000.00	\$ -	\$ -	\$ 14,032.93	\$ 24,732.28	\$ -	\$ 36,234.79
4282	2036A0022Z	36 St N & Harvard Ave INTERSCT	\$ 20,000.00	\$ -	\$ 281.15	\$ 10,326.72	\$ 673.28	\$ -	\$ 9,000.00
4282	2036A0023Z	Apache St & MLK Blvd INTERSCTN	\$ 50,000.00	\$ -	\$ 15,515.00	\$ 15,515.00	\$ -	\$ -	\$ 34,485.00
4282	2036A0024Z	Pine St & Gilcrease Rd INTERSC	\$ 100,000.00	\$ -	\$ 2,622.00	\$ 2,622.00	\$ -	\$ -	\$ 97,378.00
4282	2036A0025Z	41st St S: Union Ave - Elwood	\$ 250,000.00	\$ -	\$ 44,983.98	\$ 89,972.33	\$ 79,976.67	\$ -	\$ 80,051.00
4282	2036A0027Z	61st St S: Lewis Ave - Harvard	\$ 1,020,000.00	\$ -	\$ 49,491.88	\$ 49,491.88	\$ 578,008.12	\$ -	\$ 392,500.00
4282	2036A0031Z	Delaware Ave: 81st St S - 91st	\$ 150,000.00	\$ 2,033.05	\$ 30,906.07	\$ 73,798.24	\$ 21,581.76	\$ -	\$ 54,620.00
4282	2036A0035Z	41st St S & Elwood Ave INTERSC	\$ 50,000.00	\$ -	\$ -	\$ 50,000.00	\$ -	\$ -	\$ -
4282	2036A0039Z	36th St N: Garnett Rd - 129th	\$ 200,000.00	\$ -	\$ -	\$ 24,447.26	\$ 10,942.61	\$ -	\$ 164,610.13
4282	2036A0042Z	Pine St: Lewis Ave - Harvard A	\$ 200,000.00	\$ -	\$ -	\$ -	\$ 200,000.00	\$ -	\$ -
4282	2036A0043Z	Pine St: State Hwy 11 - Mingo	\$ 175,000.00	\$ 35,449.07	\$ 59,497.74	\$ 88,128.87	\$ 86,871.13	\$ -	\$ -
4282	2036A0045Z	Pine St: Garnett Rd - 129th E	\$ 150,000.00	\$ -	\$ -	\$ -	\$ 35,367.50	\$ -	\$ 114,632.50
4282	2036A0046Z	Admiral: Sheridan Rd - Memoria	\$ 1,200,000.00	\$ -	\$ -	\$ 10,000.00	\$ 0.00	\$ -	\$ 1,190,000.00
4282	2036A0047Z	Admiral Pl: Memorial Dr - Ming	\$ 240,000.00	\$ -	\$ -	\$ 8,000.00	\$ 0.00	\$ -	\$ 232,000.00
4282	2036A0048Z	Admiral: Garnett Rd - 129th E	\$ 140,000.00	\$ -	\$ -	\$ 8,000.00	\$ (0.00)	\$ -	\$ 132,000.00
4282	2036A0050Z	Yale Ave: Apache St - Pine St	\$ 150,000.00	\$ 29,691.03	\$ 29,691.03	\$ 29,691.03	\$ 120,308.97	\$ -	\$ -
4282	2036A0055Z	129th E Ave: Apache St - Pine	\$ 150,000.00	\$ -	\$ 12,305.10	\$ 106,198.29	\$ 20,801.71	\$ -	\$ 23,000.00
4282	2036A0056Z	36 St N & 129th E Ave INTERSCT	\$ 75,000.00	\$ -	\$ -	\$ 53,881.24	\$ 21,118.76	\$ -	\$ -
4282	2036A0058Z	Pine St & Mingo Rd INTERSCTN	\$ 200,000.00	\$ -	\$ -	\$ 14,510.00	\$ 0.00	\$ -	\$ 185,490.00
4282	2036A0059Z	Pine St & Garnett Rd INTERSCTN	\$ 75,000.00	\$ -	\$ -	\$ 15,976.53	\$ 59,023.47	\$ -	\$ -
4282	2036A0060Z	Admiral & Sheridan Rd INTERSCT	\$ 200,000.00	\$ -	\$ -	\$ -	\$ -	\$ -	\$ 200,000.00
4282	2036A0067Z	15th St S: Harvard Ave - Yale	\$ 200,000.00	\$ -	\$ 51,769.52	\$ 76,555.82	\$ 36,982.18	\$ -	\$ 86,462.00

# 2020 GO BOND PROGRAM

Fund 428

As of: 02/29/2024

\$ 89,985,000.00 \$ 870,458.01 \$ 8,815,762.94 \$ 34,304,062.08 \$ 23,548,746.54 \$ 110,000.00 \$ 32,022,191.38

Fund	Project	Project Title	Revised Budget	MTD Actual	YTD Actual	LTD Actual	Encumbrances	Committed	Balance
4282	2036A0074Z	15th St S & Harvard INTERSCTN	\$ 100,000.00	\$ -	\$ -	\$ 52,120.00	\$ 0.00	\$ -	\$ 47,880.00
4282	2036A0076Z	31st St S & Peoria Ave INTERSC	\$ 52,097.00	\$ -	\$ 3,817.00	\$ 42,097.00	\$ 10,000.00	\$ -	\$ -
4282	2036A0086Z	Admiral: 225 E Av - 22200 E Ad	\$ 850,000.00	\$ -	\$ -	\$ -	\$ -	\$ -	\$ 850,000.00
4282	2036A0089Z	11 St S: 177th E Ave - 193rd E	\$ 140,000.00	\$ -	\$ 40,072.59	\$ 40,072.59	\$ 24,232.38	\$ -	\$ 75,695.03
4282	2036A0092Z	31st St S: Garnett Rd - 129th	\$ 200,000.00	\$ -	\$ -	\$ -	\$ -	\$ -	\$ 200,000.00
4282	2036A0097Z	161st E Ave: 11th St S - 21st	\$ 200,000.00	\$ -	\$ -	\$ -	\$ 90,752.98	\$ -	\$ 109,247.02
4282	2036A0099Z	11 St S & 161st E Ave INTERSCT	\$ 50,000.00	\$ -	\$ 16,594.82	\$ 16,594.82	\$ -	\$ -	\$ 33,405.18
4282	2036A0101Z	11 St S & 193rd E Ave INTERSCT	\$ 70,000.00	\$ -	\$ 14,001.89	\$ 14,001.89	\$ -	\$ -	\$ 55,998.11
4282	2036A0110Z	Mingo Rd: 61st St S - 71st St	\$ 200,000.00	\$ -	\$ -	\$ -	\$ 130,600.00	\$ -	\$ 69,400.00
4282	2036A0119Z	Sheridan Rd: 71st St S - 81st	\$ 200,000.00	\$ 91,396.69	\$ 136,581.51	\$ 154,921.26	\$ 23,793.56	\$ -	\$ 21,285.18
4282	2036A0124Z	Peoria Ave: 31st St S - 41st S	\$ 125,000.00	\$ -	\$ 22,885.50	\$ 22,885.50	\$ 45,882.50	\$ -	\$ 56,232.00
4282	2036A0125Z	Lewis Ave: 41st St S - I-44	\$ 1,530,000.00	\$ -	\$ 56,029.00	\$ 141,306.10	\$ 0.00	\$ -	\$ 1,388,693.90
4282	2036A1000Z	CW Arterial Routine & Preventi	\$ 5,607,490.23	\$ 116,742.21	\$ 116,742.21	\$ 2,453,662.33	\$ 486,338.01	\$ -	\$ 2,667,489.89
4282	2036D0001Z	CBD: 4th St	\$ 325,000.00	\$ 5,790.09	\$ 124,072.15	\$ 124,072.15	\$ 186,080.85	\$ -	\$ 14,847.00
4282	2036D0002Z	CBD: MLK & Detroit north of BN	\$ 1,230,000.00	\$ -	\$ -	\$ 1,175,182.99	\$ 0.00	\$ -	\$ 54,817.01
4282	2036D0004Z	CBD: Detroit Ave south of BNSF	\$ 950,000.00	\$ -	\$ -	\$ -	\$ -	\$ -	\$ 950,000.00
4282	2036D0005Z	CBD: Reconciliation Way	\$ 690,000.00	\$ -	\$ -	\$ 8,102.75	\$ -	\$ -	\$ 681,897.25
4282	2036D0007Z	CBD: Alleyways	\$ 130,000.00	\$ -	\$ 48,582.71	\$ 130,000.00	\$ -	\$ -	\$ -
4282	2036N0001Z	CW NonArterial Routine & Preve	\$ 8,899,914.34	\$ 12,292.08	\$ 1,458,052.25	\$ 5,095,488.05	\$ 3,040,959.59	\$ -	\$ 763,466.70
4282	2036N1007Z	Maintenance Zone 1007	\$ 24,237.67	\$ -	\$ -	\$ -	\$ 5,000.00	\$ -	\$ 19,237.67
4282	2036N1076Z	Maintenance Zone 1076	\$ 1,743.79	\$ -	\$ -	\$ -	\$ 1,743.79	\$ -	\$ -
4282	2036N1078Z	Maintenance Zone 1078	\$ 47,068.43	\$ -	\$ -	\$ -	\$ -	\$ -	\$ 47,068.43
4282	2036N1097Z	Maintenance Zone 1097	\$ 130,000.00	\$ -	\$ -	\$ -	\$ 15,000.00	\$ -	\$ 115,000.00
4282	2036N1153Z	Maintenance Zone 1153	\$ 300,000.00	\$ -	\$ 16,997.70	\$ 187,032.70	\$ 2,733.30	\$ -	\$ 110,234.00
4282	2036N1155Z	Maintenance Zone 1155	\$ 75,000.00	\$ -	\$ -	\$ 52,248.00	\$ (0.00)	\$ -	\$ 22,752.00
4282	2036N1157Z	Maintenance Zone 1157	\$ 110,000.00	\$ -	\$ -	\$ 10,000.00	\$ -	\$ -	\$ 100,000.00
4282	2036N2056Z	Maintenance Zone 2056	\$ 200,000.00	\$ 1,747.00	\$ 62,492.66	\$ 68,693.89	\$ 26,077.23	\$ -	\$ 105,228.88
4282	2036N2066Z	Maintenance Zone 2066	\$ 37,833.00	\$ -	\$ -	\$ -	\$ -	\$ -	\$ 37,833.00
4282	2036N3010Z	Maintenance Zone 3010	\$ 200,000.00	\$ 13,970.78	\$ 78,877.21	\$ 182,436.65	\$ 17,563.35	\$ -	\$ -
4282	2036N3075Z	Maintenance Zone 3075	\$ 280,000.00	\$ 914.16	\$ 14,829.05	\$ 62,077.05	\$ 170.95	\$ -	\$ 217,752.00
4282	2036N3081Z	Maintenance Zone 3081	\$ 740,000.00	\$ -	\$ -	\$ -	\$ 529,286.37	\$ -	\$ 210,713.63
4282	2036N4014Z	Maintenance Zone 4014	\$ 64,766.00	\$ -	\$ -	\$ -	\$ 26,113.00	\$ -	\$ 38,653.00
4282	2036N4021Z	Maintenance Zone 4021	\$ 74,090.94	\$ -	\$ -	\$ -	\$ -	\$ -	\$ 74,090.94
4282	2036N4022Z	Maintenance Zone 4022	\$ 18,495.15	\$ -	\$ -	\$ -	\$ -	\$ -	\$ 18,495.15
4282	2036N4023Z	Maintenance Zone 4023	\$ 75,000.00	\$ -	\$ -	\$ 47,664.54	\$ 7,662.46	\$ -	\$ 19,673.00
4282	2036N4030Z	Maintenance Zone 4030	\$ 880,000.00	\$ 213,434.03	\$ 415,078.39	\$ 679,851.79	\$ 31,727.97	\$ -	\$ 168,420.24
4282	2036N4067Z	Maintenance Zone 4067	\$ 120,000.00	\$ -	\$ -	\$ 15,000.00	\$ 91,345.00	\$ -	\$ 13,655.00
4282	2036N4069Z	Maintenance Zone 4069	\$ 400,000.00	\$ -	\$ -	\$ 182,493.35	\$ (0.00)	\$ -	\$ 217,506.65
4282	2036N5016Z	Maintenance Zone 5016	\$ 800,000.00	\$ -	\$ -	\$ 261,737.21	\$ -	\$ -	\$ 538,262.79
4282	2036N5027Z	Maintenance Zone 5027	\$ 100,000.00	\$ -	\$ 43 4,110.00	\$ 54,668.67	\$ (0.00)	\$ -	\$ 45,331.33



# 2020 GO BOND PROGRAM

Fund 428

As of: 02/29/2024

\$ 89,985,000.00 \$ 870,458.01 \$ 8,815,762.94 \$ 34,304,062.08 \$ 23,548,746.54 \$ 110,000.00 \$ 32,022,191.38

Fund	Project	Project Title	Revised Budget	MTD Actual	YTD Actual	LTD Actual	Encumbrances	Committed	Balance
4282	2036N5039Z	Maintenance Zone 5039	\$ 1,530,000.00	\$ -	\$ 73,090.81	\$ 74,864.25	\$ 30,090.60	\$ -	\$ 1,425,045.15
4282	2036N6035Z	Maintenance Zone 6035	\$ 120,000.00	\$ -	\$ 24,900.35	\$ 31,239.10	\$ 88,760.90	\$ -	\$ -
4282	2036N6142Z	Maintenance Zone 6142	\$ 248,370.00	\$ -	\$ 179,552.50	\$ 237,121.15	\$ 11,248.85	\$ -	\$ -
4282	2036N7060Z	Maintenance Zone 7060	\$ 890,000.00	\$ -	\$ -	\$ -	\$ 890,000.00	\$ -	\$ -
4282	2036N8102Z	Maintenance Zone 8102	\$ 2,378,766.00	\$ -	\$ -	\$ -	\$ 1,539,888.80	\$ -	\$ 838,877.20
4282	2036N8113Z	Maintenance Zone 8113	\$ 240,000.00	\$ -	\$ 542.12	\$ 21,542.12	\$ 218,457.88	\$ -	\$ -
4282	2036N9036Z	Maintenance Zone 9036	\$ 420,000.00	\$ -	\$ -	\$ 192,925.69	\$ 23,055.51	\$ -	\$ 204,018.80
4282	2036N9038Z	Maintenance Zone 9038	\$ 807,364.16	\$ -	\$ 281,928.67	\$ 284,357.16	\$ 89,056.28	\$ -	\$ 433,950.72
4282	2036N9044Z	Maintenance Zone 9044	\$ 325,000.00	\$ 21,410.00	\$ 23,572.99	\$ 137,680.03	\$ 45,993.91	\$ -	\$ 141,326.06
4282	2036N9045Z	Maintenance Zone 9045	\$ 80,000.00	\$ -	\$ -	\$ 11,055.06	\$ 68,944.94	\$ -	\$ -
4282	2036N9049Z	Maintenance Zone 9049	\$ 400,000.00	\$ -	\$ 4,329.16	\$ 222,000.00	\$ 11,000.00	\$ -	\$ 167,000.00
4282	2036N9051Z	Maintenance Zone 9051	\$ 14,892.29	\$ -	\$ -	\$ -	\$ -	\$ -	\$ 14,892.29
4282	2036N9052Z	Maintenance Zone 9052	\$ 180,000.00	\$ 2,489.45	\$ 5,337.74	\$ 26,284.00	\$ 153,716.00	\$ -	\$ 0.00
4282	2036S0001Z	ADA: Sidewalk Corridors	\$ 1,390,000.00	\$ -	\$ -	\$ -	\$ -	\$ -	\$ 1,390,000.00
4282	2036S0002Z	BPI: Go Plan Implement - ENG	\$ 1,300,413.00	\$ -	\$ 389,412.72	\$ 655,386.13	\$ -	\$ -	\$ 645,026.87
4282	2036S0003Z	BPI: Go Plan Implement - Traff	\$ 15,000.00	\$ -	\$ -	\$ -	\$ -	\$ -	\$ 15,000.00
4282	2036S0004Z	BPI: Arterial Sidewalk	\$ 250,000.00	\$ -	\$ -	\$ 250,000.00	\$ -	\$ -	\$ -
4282	2036S0005Z	BPI: Non Arterial Sidewalk	\$ 75,000.00	\$ -	\$ 39,686.00	\$ 75,000.00	\$ -	\$ -	\$ -
4282	2036W0001Z	Gilcrease Rd: Pine St - Admira	\$ 3,000,000.00	\$ 30,321.65	\$ 356,062.56	\$ 918,203.56	\$ 1,266,675.83	\$ -	\$ 815,120.61
4282	2036W0004Z	91 St S: Memorial - Mingo Rd W	\$ 2,200,000.00	\$ -	\$ 6,994.50	\$ 6,994.50	\$ 1,003,462.00	\$ -	\$ 1,189,543.50
4282	2036W0005Z	101st St S & Sheridan INTERSCT	\$ 1,200,000.00	\$ 47,100.40	\$ 79,016.73	\$ 79,016.73	\$ 524,169.66	\$ -	\$ 596,813.61
4282	2036W0006Z	81 St S: Harvard Ave - Yale Av	\$ 1,500,000.00	\$ 74,286.96	\$ 333,775.39	\$ 333,775.39	\$ 1,103,179.61	\$ -	\$ 63,045.00
4282	2036X0002Z	ADA: Transit Stops	\$ 120,000.00	\$ -	\$ -	\$ -	\$ -	\$ -	\$ 120,000.00
4282	2036X0003Z	ADA: Signalized Intersections	\$ 500,000.00	\$ -	\$ -	\$ -	\$ -	\$ -	\$ 500,000.00
4282	2036X0004Z	CW Infrastructure Partnership	\$ 3,370,000.00	\$ -	\$ 365,362.00	\$ 698,561.69	\$ 1,972,907.58	\$ -	\$ 698,530.73
4282	2036X0005Z	TE: Signal Coord and Communica	\$ 210,000.00	\$ -	\$ -	\$ -	\$ 100,000.00	\$ 110,000.00	\$ -
4282	2036X0006Z	TE: Signal Instal, Repair and	\$ 630,000.00	\$ -	\$ 90,425.24	\$ 90,425.24	\$ -	\$ -	\$ 539,574.76
4282	2036X0007Z	TE: Traffic Calming	\$ 315,000.00	\$ 29,248.86	\$ 210,395.49	\$ 210,395.49	\$ 58,720.90	\$ -	\$ 45,883.61
4282	2036X0009Z	TE: Pavement Markings and Sign	\$ 785,000.00	\$ 122.10	\$ 56,066.92	\$ 85,920.92	\$ 336,873.08	\$ -	\$ 362,206.00
4282	2036X0010Z	TE: Guardrail Repair and Repl	\$ 105,000.00	\$ -	\$ -	\$ -	\$ -	\$ -	\$ 105,000.00
4282	2036X0011Z	Arena District Master Pln Impl	\$ 582,458.00	\$ -	\$ -	\$ -	\$ 155,736.00	\$ -	\$ 426,722.00
4282	2037B0167Z	Bridge #167	\$ 100,000.00	\$ -	\$ 41,562.40	\$ 41,562.40	\$ 58,437.60	\$ -	\$ -
4282	2037B0201C	Bridge #201C	\$ 80,000.00	\$ -	\$ -	\$ -	\$ -	\$ -	\$ 80,000.00
4282	2037B0204Z	Bridge #204	\$ 1,055,000.00	\$ -	\$ 2,310.50	\$ 5,000.00	\$ 800,000.00	\$ -	\$ 250,000.00
4282	2037B0232A	Bridge #232A	\$ 600,000.00	\$ -	\$ -	\$ -	\$ -	\$ -	\$ 600,000.00
4282	2037B0241Z	Bridge #241	\$ 950,000.00	\$ -	\$ -	\$ -	\$ 10,000.00	\$ -	\$ 940,000.00
4282	2037B0245Z	Bridge #245	\$ 760,000.00	\$ -	\$ 577,056.85	\$ 577,056.85	\$ 125,301.00	\$ -	\$ 57,642.15
4282	2037B0258Z	Bridge #258	\$ 240,000.00	\$ -	\$ 37,392.60	\$ 37,392.60	\$ 202,607.40	\$ -	\$ -
4282	2037B0261A	Bridge #261A	\$ 140,000.00	\$ 32,278.52	\$ 140,000.00	\$ 140,000.00	\$ (0.00)	\$ -	\$ 0.00
4282	2037B0261B	Bridge #261B	\$ 140,000.00	\$ -	\$44 -	\$ 972.48	\$ 83,520.00	\$ -	\$ 55,507.52



# 2020 GO BOND PROGRAM

Fund 428

As of: 02/29/2024

\$ 89,985,000.00 \$ 870,458.01 \$ 8,815,762.94 \$ 34,304,062.08 \$ 23,548,746.54 \$ 110,000.00 \$ 32,022,191.38

Fund	Project	Project Title	Revised Budget	MTD Actual	YTD Actual	LTD Actual	Encumbrances	Committed	Balance
4282	2037B0263Z	Bridge #263	\$ 400,000.00	\$ -	\$ -	\$ 5,000.00	\$ -	\$ -	\$ 395,000.00
4282	2037B0269Z	Bridge #269	\$ 350,000.00	\$ -	\$ -	\$ -	\$ -	\$ -	\$ 350,000.00
4282	2037B0286Z	Bridge #286	\$ 120,000.00	\$ -	\$ -	\$ -	\$ -	\$ -	\$ 120,000.00
4282	2037B0301A	Bridge #301A	\$ 160,000.00	\$ -	\$ -	\$ 5,000.00	\$ 25,000.00	\$ -	\$ 130,000.00
4282	2037B0301Z	Bridge #301	\$ 135,000.00	\$ -	\$ -	\$ 5,000.00	\$ -	\$ -	\$ 130,000.00
4282	2037B0343Z	Bridge #343	\$ 40,000.00	\$ -	\$ -	\$ -	\$ -	\$ -	\$ 40,000.00
4282	2037B0359Z	Bridge #359	\$ 35,000.00	\$ 4,352.00	\$ 10,880.00	\$ 10,880.00	\$ 24,120.00	\$ -	\$ -
4282	2037B0423Z	Bridge #423	\$ 80,000.00	\$ -	\$ -	\$ -	\$ -	\$ -	\$ 80,000.00
4282	2037B1000Z	CW Bridge Rehab and Inspection	\$ 50,000.00	\$ -	\$ -	\$ -	\$ 50,000.00	\$ -	\$ -
4282	2039X0009Z	TE: Traffic Studies	\$ 40,000.00	\$ -	\$ -	\$ -	\$ -	\$ -	\$ 40,000.00
4283	2019X0000Z	Bond Issuance Cost	\$ 225,000.00	\$ -	\$ -	\$ 140,451.99	\$ -	\$ -	\$ 84,548.01
4283	2036A0002Z	46th St N: Peoria Ave - Lewis	\$ 1,050,000.00	\$ -	\$ 612.05	\$ 612.05	\$ 420,724.72	\$ -	\$ 628,663.23
4283	2036A0007Z	Apache St: Harvard Ave - Yale	\$ 890,000.00	\$ -	\$ -	\$ -	\$ -	\$ -	\$ 890,000.00
4283	2036A0015Z	MLK Jr Blvd: 36th St N - Apach	\$ 1,750,000.00	\$ -	\$ -	\$ -	\$ -	\$ -	\$ 1,750,000.00
4283	2036A0021Z	Harvard Ave: Mohawk Blvd - 36	\$ 425,000.00	\$ -	\$ -	\$ -	\$ -	\$ -	\$ 425,000.00
4283	2036A0031Z	Delaware Ave: 81st St S - 91st	\$ 1,250,000.00	\$ -	\$ -	\$ -	\$ -	\$ -	\$ 1,250,000.00
4283	2036A0033Z	Harvard Ave-71st St to 81st St	\$ 150,000.00	\$ -	\$ -	\$ -	\$ -	\$ -	\$ 150,000.00
4283	2036A0054Z	129th E Ave-36th St N to Apach	\$ 200,000.00	\$ -	\$ -	\$ -	\$ -	\$ -	\$ 200,000.00
4283	2036A0075Z	21st St S & Harvard Intersect	\$ 150,000.00	\$ -	\$ -	\$ -	\$ -	\$ -	\$ 150,000.00
4283	2036A0083Z	Sheridan Rd-41st St to 51st St	\$ 750,000.00	\$ -	\$ -	\$ -	\$ -	\$ -	\$ 750,000.00
4283	2036A0088Z	11th St S-161st to 177th	\$ 100,000.00	\$ -	\$ 54,451.79	\$ 54,451.79	\$ -	\$ -	\$ 45,548.21
4283	2036A0100Z	11th St S & 177th E Intersect	\$ 75,000.00	\$ -	\$ 14,001.89	\$ 14,001.89	\$ -	\$ -	\$ 60,998.11
4283	2036A0109Z	Memorial Dr-51st St S 61st St	\$ 1,000,000.00	\$ 31,237.73	\$ 240,843.26	\$ 248,050.91	\$ 189,945.09	\$ -	\$ 562,004.00
4283	2036A0118Z	Yale Ave-111th St to 121st St	\$ 150,000.00	\$ -	\$ -	\$ -	\$ -	\$ -	\$ 150,000.00
4283	2036A0121Z	111th St S & Yale Ave Intersec	\$ 50,000.00	\$ -	\$ -	\$ -	\$ -	\$ -	\$ 50,000.00
4283	2036A1000Z	CW Arterial Routine & Preventi	\$ 2,900,000.00	\$ -	\$ 1,216,148.55	\$ 1,573,584.67	\$ 306,844.31	\$ -	\$ 1,019,571.02
4283	2036D0003Z	CBD: Cincinnati Ave	\$ 500,000.00	\$ -	\$ -	\$ -	\$ 500,000.00	\$ -	\$ -
4283	2036D0006Z	CBD: Lansing Ave	\$ 80,000.00	\$ -	\$ 11,727.29	\$ 80,000.00	\$ -	\$ -	\$ -
4283	2036D0007Z	CBD: Alleyways	\$ 200,000.00	\$ -	\$ 105,019.29	\$ 105,019.29	\$ 9,542.90	\$ -	\$ 85,437.81
4283	2036N0001Z	CW NonArterial Routine & Preve	\$ 8,000,000.00	\$ 7,231.20	\$ 3,039,140.78	\$ 5,319,096.65	\$ 889,280.70	\$ -	\$ 1,791,622.65
4283	2036N1068Z	Maintenance Zone 1068	\$ 300,000.00	\$ -	\$ -	\$ -	\$ -	\$ -	\$ 300,000.00
4283	2036N1071Z	Maintenance Zone 1071	\$ 180,000.00	\$ -	\$ -	\$ -	\$ 98,481.94	\$ -	\$ 81,518.06
4283	2036N1072Z	Maintenance Zone 1072	\$ 300,000.00	\$ -	\$ -	\$ -	\$ 161,500.00	\$ -	\$ 138,500.00
4283	2036N1097Z	Maintenance Zone 1097	\$ 1,080,000.00	\$ -	\$ -	\$ -	\$ -	\$ -	\$ 1,080,000.00
4283	2036N1155Z	Maintenance Zone 1155	\$ 435,000.00	\$ -	\$ -	\$ -	\$ -	\$ -	\$ 435,000.00
4283	2036N2065Z	Maintenance Zone 2065	\$ 3,440,000.00	\$ -	\$ 1,009.02	\$ 1,009.02	\$ 2,205,487.02	\$ -	\$ 1,233,503.96
4283	2036N3004Z	Maintenance Zone 3004	\$ 150,000.00	\$ -	\$ 51,375.00	\$ 51,375.00	\$ 20,200.00	\$ -	\$ 78,425.00
4283	2036N3005Z	Maintenance Zone 3005	\$ 350,000.00	\$ -	\$ -	\$ -	\$ -	\$ -	\$ 350,000.00
4283	2036N3011Z	Maintenance Zone 3011	\$ 325,000.00	\$ -	\$ -	\$ -	\$ -	\$ -	\$ 325,000.00
4283	2036N3017Z	Maintenance Zone 3017	\$ 300,000.00	\$ -	\$ 45	\$ -	\$ 164,800.00	\$ -	\$ 135,200.00

# 2020 GO BOND PROGRAM

Fund 428

As of: 02/29/2024

\$ 89,985,000.00 \$ 870,458.01 \$ 8,815,762.94 \$ 34,304,062.08 \$ 23,548,746.54 \$ 110,000.00 \$ 32,022,191.38

Fund	Project	Project Title	Revised Budget	MTD Actual	YTD Actual	LTD Actual	Encumbrances	Committed	Balance
4283	2036N4015Z	Maintenance Zone 4015	\$ 100,000.00	\$ -	\$ -	\$ -	\$ -	\$ -	\$ 100,000.00
4283	2036N4022Z	Maintenance Zone 4022	\$ 3,100,000.00	\$ -	\$ -	\$ -	\$ -	\$ -	\$ 3,100,000.00
4283	2036N4023Z	Maintenance Zone 4023	\$ 415,000.00	\$ -	\$ -	\$ -	\$ -	\$ -	\$ 415,000.00
4283	2036N4031Z	Maintenance Zone 4031	\$ 350,000.00	\$ -	\$ -	\$ -	\$ -	\$ -	\$ 350,000.00
4283	2036N4067Z	Maintenance Zone 4067	\$ 950,000.00	\$ -	\$ -	\$ -	\$ -	\$ -	\$ 950,000.00
4283	2036N5033Z	Maintenance Zone 5033	\$ 280,000.00	\$ -	\$ -	\$ -	\$ -	\$ -	\$ 280,000.00
4283	2036N5040Z	Maintenance Zone 5040	\$ 680,000.00	\$ -	\$ 593.60	\$ 593.60	\$ 606,243.01	\$ -	\$ 73,163.39
4283	2036N6035Z	Maintenance Zone 6035	\$ 1,020,000.00	\$ -	\$ 682.69	\$ 682.69	\$ 779,526.98	\$ -	\$ 239,790.33
4283	2036N6142Z	Maintenance Zone 6142	\$ 800,000.00	\$ -	\$ 197,188.71	\$ 197,809.19	\$ 178,179.06	\$ -	\$ 424,011.75
4283	2036N6149Z	Maintenance Zone 6149	\$ 200,000.00	\$ -	\$ -	\$ -	\$ -	\$ -	\$ 200,000.00
4283	2036N6150Z	Maintenance Zone 6150	\$ 450,000.00	\$ -	\$ 799.90	\$ 799.90	\$ 215,897.10	\$ -	\$ 233,303.00
4283	2036N7109Z	Maintenance Zone 7109	\$ 175,000.00	\$ -	\$ 36,713.50	\$ 36,713.50	\$ 58,238.29	\$ -	\$ 80,048.21
4283	2036N8057Z	Maintenance Zone 8057	\$ 1,700,000.00	\$ 2,385.00	\$ 2,385.00	\$ 2,385.00	\$ 297,234.77	\$ -	\$ 1,400,380.23
4283	2036N8116Z	Maintenance Zone 8116	\$ 100,000.00	\$ -	\$ -	\$ -	\$ -	\$ -	\$ 100,000.00
4283	2036N9037Z	Maintenance Zone 9037	\$ 1,780,000.00	\$ -	\$ -	\$ -	\$ 1,368,477.27	\$ -	\$ 411,522.73
4283	2036N9045Z	Maintenance Zone 9045	\$ 500,000.00	\$ 362.44	\$ 1,010.61	\$ 1,010.61	\$ 484,973.24	\$ -	\$ 14,016.15
4283	2036N9050Z	Maintenance Zone 9050	\$ 1,200,000.00	\$ -	\$ -	\$ -	\$ 1,120,568.65	\$ -	\$ 79,431.35
4283	2036S0001Z	ADA: Sidewalk Corridors	\$ 1,270,000.00	\$ -	\$ -	\$ -	\$ -	\$ -	\$ 1,270,000.00
4283	2036S0002Z	BPI: Go Plan Implement - ENG	\$ 1,034,587.00	\$ -	\$ -	\$ -	\$ -	\$ -	\$ 1,034,587.00
4283	2036S0003Z	BPI: Go Plan Implement - Traff	\$ 15,000.00	\$ -	\$ -	\$ -	\$ -	\$ -	\$ 15,000.00
4283	2036S0004Z	BPI: Arterial Sidewalk	\$ 250,000.00	\$ -	\$ 181,842.12	\$ 246,214.22	\$ -	\$ -	\$ 3,785.78
4283	2036S0005Z	BPI: Non Arterial Sidewalk	\$ 75,000.00	\$ -	\$ 39,153.53	\$ 39,153.53	\$ -	\$ -	\$ 35,846.47
4283	2036W0001Z	Gilcrease Rd: Pine St - Admira	\$ 9,000,000.00	\$ -	\$ -	\$ -	\$ -	\$ -	\$ 9,000,000.00
4283	2036W0002Z	81st St S-Tacoma to Maybelle	\$ 900,000.00	\$ 10,607.50	\$ 15,007.50	\$ 15,007.50	\$ 29,892.50	\$ -	\$ 855,100.00
4283	2036W0003Z	81st St S & Elwood Intersect	\$ 755,000.00	\$ -	\$ -	\$ -	\$ -	\$ -	\$ 755,000.00
4283	2036X0002Z	ADA: Transit Stops	\$ 70,000.00	\$ -	\$ -	\$ -	\$ -	\$ -	\$ 70,000.00
4283	2036X0003Z	ADA: Signalized Intersections	\$ 460,000.00	\$ -	\$ -	\$ -	\$ -	\$ -	\$ 460,000.00
4283	2036X0004Z	CW Infrastructure Partnership	\$ 700,413.00	\$ -	\$ -	\$ -	\$ -	\$ -	\$ 700,413.00
4283	2036X0005Z	TE: Signal Coord and Communica	\$ 210,000.00	\$ -	\$ -	\$ -	\$ -	\$ 189,204.80	\$ 20,795.20
4283	2036X0006Z	TE: Signal Instal, Repair and	\$ 630,000.00	\$ -	\$ -	\$ -	\$ -	\$ -	\$ 630,000.00
4283	2036X0007Z	TE: Traffic Calming	\$ 105,000.00	\$ -	\$ -	\$ -	\$ -	\$ -	\$ 105,000.00
4283	2036X0008Z	TE: Lighting Repair and Replac	\$ 210,000.00	\$ -	\$ 29,979.02	\$ 29,979.02	\$ 32,959.30	\$ -	\$ 147,061.68
4283	2036X0009Z	TE: Pavement Markings and Sign	\$ 790,000.00	\$ 40,128.75	\$ 40,128.75	\$ 40,128.75	\$ 241,871.25	\$ -	\$ 508,000.00
4283	2036X0010Z	TE: Guardrail Repair and Repl	\$ 105,000.00	\$ -	\$ -	\$ -	\$ -	\$ -	\$ 105,000.00
4283	2037B0173Z	Bridge #173	\$ 350,000.00	\$ -	\$ -	\$ -	\$ -	\$ -	\$ 350,000.00
4283	2037B1000Z	CW Bridge Rehab and Inspection	\$ 100,000.00	\$ -	\$ 2,847.00	\$ 2,847.00	\$ -	\$ -	\$ 97,153.00
4283	2039X0009Z	TE: Traffic Studies	\$ 35,000.00	\$ -	\$ -	\$ -	\$ -	\$ -	\$ 35,000.00

City of Tulsa  
Department of Finance  
**FINANCIAL REPORT**



**FINANCE**  
Budget and Planning

**SALES TAX OVERVIEW COMMITTEE**

PERIOD ENDING **February 29, 2024**

**City of Tulsa**

# Department of Finance

## FINANCIAL REPORT



**FINANCE**  
Budget and Planning

**G. T. Bynum**  
**Mayor**

**Tammy Pitts**  
**Director of Finance**

MAYOR

G. T. Bynum

CITY COUNCIL

VANESSA HALL-HARPER.....DISTRICT 1  
JEANNIE CUE .....DISTRICT 2  
CRISTA PATRICK.....DISTRICT 3  
LAURA BELLIS.....DISTRICT 4  
GRANT MILLER.....DISTRICT 5  
CHRISTIAM BENGEL .....DISTRICT 6  
LORI DECTER WRIGHT .....DISTRICT 7  
PHIL LAKIN JR .....DISTRICT 8  
JAYME FOWLER .....DISTRICT 9

CITY AUDITOR

CATHY CRISWELL

SALES TAX OVERVIEW COMMITTEE

Ashley Webb, Chair  
Kathy Sebert, Vice Chair  
Linda Jenkins, Secretary

Charles Wilkes  
Scott Asbjornson

Linda Jenkins  
Sylvia Powell

Kathy Sebert  
Maia Treleaven  
Matt Meyer  
Deborah McKinney  
Scott Grizzle  
Pamela Amburgy  
Jennifer White

Ashley Webb  
Jeffrey Covington  
  
James Deming  
Steve King  
Paul Hassink  
Mareo Johnson

# **2006 SPECIAL EXTENDED SALES TAX**

**FUND 402**

**(SIXTH THIRD PENNY SALES TAX PROGRAM)**

# **2020 SALES TAX**

**FUND 409**

**(2020 SALES TAX FUND)**

# **2014 EXTENDED 1.1% SALES TAX**

**FUND 405**

**(2014 EXTENDED 1.1% SALES TAX FUND)**



# **2016 VISION TULSA ECONOMIC DEVELOPMENT SALES FUND**

**FUND 4000**

**(2016 LIMITED PURPOSE TEMPORARY SALES TAX FUND)**

**2016 VISION ADVANCE FUNDED  
REVENUE BOND FUND**

**FUND 4001**

**(2016 ADVANCE FUNDED BOND FUND)**

# **2016 VISION ADVANCE FUNDED REVENUE BOND FUND**

**FUND 4003**

**(2016 ADVANCE FUNDED BOND FUND)**

**2016 VISION ADVANCE FUNDED  
REVENUE BOND FUND**

**FUND 4004**

**(2016 ADVANCE FUNDED BOND FUND)**

# 2024 GO BOND FUNDS

FUNDS 4291-4296 COMBINED

(2024 GENERAL OBLIGATION BOND FUNDS)

# 2014 GO BOND FUNDS

FUND 4270~4274 COMBINED

(2014 GENERAL OBLIGATION BOND FUNDS)

# **2020 GO BOND FUNDS**

**FUND 4281~428x COMBINED**

**(2020 GENERAL OBLIGATION BOND FUNDS)**

# COMBINED STATEMENT OF OTHER FUND ACTIVITY

FUNDS 400, 401, 403, 404, 425



# **ALL FUNDS BUDGET ACTIONS**

**THERE WERE NO  
BUDGET ACTIONS POSTED  
THIS MONTH**

**CITY OF TULSA, OKLAHOMA  
SALES TAX OVERVIEW COMMITTEE REPORT  
FUND 4291-4296 - 2024 GO BOND FUNDS**

**STATEMENT OF REVENUES, EXPENDITURES AND ENCUMBRANCES  
FOR THE EIGHT MONTHS ENDED FEBRUARY 29, 2024**

	FY ESTIMATED REVENUES/ LIFE-TO-DATE APPROPRIATIONS	CURRENT MONTH	ACTUAL YEAR TO DATE	LIFE TO DATE	OUTSTANDING REVENUES/ BALANCE OF APPROPRIATIONS
<b>Revenue</b>					
Bond Sale Receipts	\$ 40,660,000.00		\$ 40,660,000.00	\$ 40,660,000.00	
Donations					
Miscellaneous Revenue					
Total Revenue	<u>40,660,000.00</u>		<u>40,660,000.00</u>	<u>40,660,000.00</u>	
<b>Expenditures</b>					
Project Expenditures	40,660,000.00	1,704,303.47	1,704,303.47	1,704,303.47	38,955,696.53
Total Expenditures	<u>40,660,000.00</u>	<u>1,704,303.47</u>	<u>1,704,303.47</u>	<u>1,704,303.47</u>	<u>38,955,696.53</u>
Excess (Deficiency) of Revenue Over Expenditures			38,955,696.53	38,955,696.53	
Completed Projects Encumbrances			<u>8,408,473.14</u>	<u>8,408,473.14</u>	
Excess (Deficiency) of Revenue Over Expenditures and Encumbrances			30,547,223.39	30,547,223.39	
June 30, 2022 Ending Fund Balance					
Prior year expenditures					
June 30, 2022 Encumbrances					
Adjusted Beginning Fund Balance					
Ending Fund Balance			<u>\$ 30,547,223.39</u>	<u>\$ 30,547,223.39</u>	

# 2024 GO BOND PROGRAM

Fund 429

As of: 02/29/2024

\$ 40,660,000.00 \$ 1,704,303.47 \$ 1,704,303.47 \$ 1,704,303.47 \$ 8,408,473.14 \$ - \$ 30,547,223.39

Fund	Project	Project Title	Revised Budget	MTD Actual	YTD Actual	LTD Actual	Encumbrances	Committed	Balance
4291	2419X0011Z	Bond Issuance Cost	\$ 160,000.00	\$ 111,367.65	\$ 111,367.65	\$ 111,367.65	\$ -	\$ -	\$ 48,632.35
4291	2436N0002Z	CW Streets Rehab, Repair, Main	\$ 3,300,000.00	\$ -	\$ -	\$ -	\$ -	\$ -	\$ 3,300,000.00
4291	2436S0004Z	CW Sidewalks	\$ 100,000.00	\$ -	\$ -	\$ -	\$ -	\$ -	\$ 100,000.00
4291	2436W0003Z	41st St: Garnett - 129EA Widen	\$ 1,000,000.00	\$ -	\$ -	\$ -	\$ -	\$ -	\$ 1,000,000.00
4291	2436X0001Z	Inflation Increases - Streets	\$ 10,400,000.00	\$ -	\$ -	\$ -	\$ -	\$ -	\$ 10,400,000.00
4291	2443X0005Z	Chamberlain - Pool Improvement	\$ 1,000,000.00	\$ -	\$ -	\$ -	\$ -	\$ -	\$ 1,000,000.00
4291	2443X0006Z	Swan Lake Renovations	\$ 500,000.00	\$ 1,408.96	\$ 1,408.96	\$ 1,408.96	\$ -	\$ -	\$ 498,591.04
4291	2443X0007Z	Zink Lake Infrastructure needs	\$ 5,000,000.00	\$ -	\$ -	\$ -	\$ -	\$ -	\$ 5,000,000.00
4291	2444B0008Z	Gilcrease Museum Improvs Match	\$ 10,000,000.00	\$ 1,591,526.86	\$ 1,591,526.86	\$ 1,591,526.86	\$ 8,408,473.14	\$ -	\$ -
4291	2444B0009Z	Tulsa Zoo Roof Replacements	\$ 1,200,000.00	\$ -	\$ -	\$ -	\$ -	\$ -	\$ 1,200,000.00
4291	2444B0010Z	Tulsa Zoo Rainforest Rehab	\$ 8,000,000.00	\$ -	\$ -	\$ -	\$ -	\$ -	\$ 8,000,000.00

# COMBINED STATEMENT OF OTHER FUND ACTIVITY

FUNDS 400, 401, 403, 404, 425

SALES TAX OVERVIEW COMMITTEE REPORT  
(FUNDS 401, 403, 404, 425, 426)  
Combined Statement of Fund Activity  
February 29, 2024

Fund	LIFE-TO-DATE APPROPRIATIONS	EXPEDITURES			ENCUMBERED/ COMMITTED	BALANCE
		CURRENT MONTH	FISCAL YEAR-TO-DATE	LIFE-TO-DATE		
<b>FUND 401 - 2001 SALES TAX FUND</b>	<b>\$ 84,905,730.03</b>	<b>\$ -</b>	<b>\$ -</b>	<b>\$ 84,891,370.46</b>	<b>\$ (0.00)</b>	<b>\$ 14,359.57</b>
914411 Tulsa Trails	3,857,231.30	-	-	3,842,871.73	-	14,359.57
<b>FUND 403 - 2006 EXT SALES TAX ADVACE FUND</b>	<b>\$ 27,705,922.61</b>	<b>\$ -</b>	<b>\$ -</b>	<b>\$ 27,705,676.78</b>	<b>\$ -</b>	<b>\$ 245.83</b>
017150 Woodward & Forestry Impr.	470,000.00	-	-	469,754.17	-	245.83
<b>FUND 404 - 2008 SPECIAL TEMP SALES TAX</b>	<b>\$ 145,493,500.00</b>	<b>\$ -</b>	<b>\$ -</b>	<b>\$ 145,298,037.28</b>	<b>\$ 157,930.92</b>	<b>\$ 37,531.80</b>
104017 Art Rehab Citywide	81,942,000.00	-	-	81,859,132.39	82,867.61	-
104020 Citywide Nonarterial Sidewlk	15,894,000.00	-	-	15,894,000.00	-	(0.00)
104021 Citywide Non-arterial RTPV	34,082,000.00	-	-	34,048,044.35	-	33,955.65
104022 Citywide General Engineering	1,383,000.00	-	-	1,304,364.54	75,059.31	3,576.15
144104 Riverside Dr & Rltd Infrstr	5,500,000.00	-	-	5,499,996.00	4.00	-
<b>FUND 425 - 2005 BOND ISSUE (4250-4255)</b>	<b>\$ 75,969,082.12</b>	<b>\$ -</b>	<b>\$ (2,793.29)</b>	<b>\$ 74,903,454.94</b>	<b>\$ 5,135.65</b>	<b>\$ 1,060,491.53</b>
055103 UDE Renovation	\$ 47,852.41	\$ -	\$ -	\$ 39,018.26	\$ 5,135.65	\$ 3,698.50
055105 UDSW Renovation	\$ 60,629.78	\$ -	\$ -	\$ 56,454.78	\$ -	\$ 4,175.00
2337B0162Z Bridge #162: Boston Ave	\$ 564,101.53	\$ -	\$ -	\$ -	\$ -	\$ 564,101.53
2337B0162Z Bridge 162 Boston Ave	\$ 140.00	\$ -	\$ -	\$ -	\$ -	\$ 140.00
2337B0162Z Bridge # 162	\$ 319,614.89	\$ -	\$ -	\$ -	\$ -	\$ 319,614.89
2337B0162Z Bridge 162 Boston Ave	\$ 36,669.70	\$ -	\$ -	\$ -	\$ -	\$ 36,669.70
104009 Citywide-Arterial Rehab&Cons	\$ 8,738.08	\$ -	\$ (2,793.29)	\$ 5,944.79	\$ -	\$ 2,793.29
2337B0162Z Bridge 162 Boston Ave	\$ 129,298.62	\$ -	\$ -	\$ -	\$ -	\$ 129,298.62
<b>FUND 426 - 2008 BOND ISSUE (4260-4266)</b>	<b>\$ 231,103,877.59</b>	<b>\$ -</b>	<b>\$ (294,095.52)</b>	<b>\$ 229,760,841.03</b>	<b>(0.00)</b>	<b>\$ 1,343,036.56</b>
2337B0162Z Bridge #162: Boston Ave	\$ 416,860.24	\$ -	\$ -	\$ -	\$ -	\$ 416,860.24
2337B0162Z Bridge #162 Boston Ave	\$ 31,111.47	\$ -	\$ -	\$ -	\$ -	\$ 31,111.47
104525 Maintenance Zone 5025	\$ 5,027,770.95	\$ -	\$ (294,095.52)	\$ 4,733,675.43	\$ (0.00)	\$ 294,095.52
2337B0162Z Bridge #162 Boston Ave	\$ 301,333.24	\$ -	\$ -	\$ -	\$ -	\$ 301,333.24
2337B0162Z Bridge #162 Boston Ave	\$ 280,400.04	\$ -	\$ -	\$ -	\$ -	\$ 280,400.04
2337B0162Z Bridge #162 Boston Ave	\$ 19,236.05	\$ -	\$ -	\$ -	\$ -	\$ 19,236.05

# **ALL FUNDS BUDGET ACTIONS**





Approved in Munis 02.07.2024

Ordinance

Version 3.4 released on 6/29/23

Use for all Ordinances including: TRO, Budget, Zoning, Declarations, Trust Indentures, etc.



CITY COUNCIL USE ONLY and CITY CLERK USE ONLY fields including Date Received, Tracking #, Committee, Hearing Date, 2nd Agenda Date, Scanned, Posted, Date, and Item #.

All department items requiring Council approval must be submitted through the Mayor's Office.

Primary Details

Primary Details table with columns: Dept. Tracking No., Board Approval, Other Board Name, City Council Approval, Department, Contact Name, Email, Phone, Subject (Description), Ordinance Type, Budget Amendment, Section, Township, Range, Lot, Block, Address, BA / CT Number, Amending Ord. No., TRO Title No., TRO Subtitle, Property/Non-Property, Council District, Zoning No., PUD No., Planning District.

Budget

Budget table with Funding Source(s) and amounts for 2014 GO BOND ISSUE 8 FUND / 4277 / Public Works Department, 2014 GO BOND ISSUE 8 FUND / 4277 / Finance Department, and TOTAL.

Approvals

Approvals section with checkboxes for Yes/No and DocuSigned by: Christy Basgall, Department, Legal, Board, Mayor, Other.

Date: 1/8/2024, Date: , Date: , Date: JAN 10 2024, Date:

## Policy Statement

### Background Information

This action will appropriate a total of \$8,030,000.00, recognized from revenue received through a sale of general obligation bonds, appropriating to the PUBLIC WORKS and FINANCE Departments within the 2014 GO BOND ISSUE 8 FUND [FUND 4277].

Resolution #20284 authorizes the sale of general obligation bonds, to make supplemental appropriations of \$8,030,000.00 within the 2014 General Obligation Bond Fund Issue 8 (Fund 4277) from revenue received from the sale of General Obligation (GO) Bonds. The sale of \$355,000,000 in GO Bonds was authorized by City of Tulsa voters in November of 2013 as part of the Improve Our Tulsa [1] program. The amount being appropriated at this time represents the 8th issue of bonds sold. The funding will be used for street, ingress/egress, sidewalks, Right-of-way work, and cost-of-issuance projects.

### Summation of the Requested Action

Request that the Mayor and Council approve the attached Budget Amendment, 2014 GO BOND ISSUE 8 FUND [FUND 4277] | BA427710 | \$8,030,000.

### Emergency Clause?

### Reason for Emergency Clause

Yes

No

## Processing Information for City Clerk's Office

### Post Execution Processing

- Mail vendor copy (add'l signature copies attached)
- Must be filed with other governmental entity
- Add'l governmental entity approval(s) required

### Additional Routing and Processing Details

Set to Original - Yes to All

(Published in the Tulsa World  
*February 11*, 2024)

ORDINANCE NO. 25236

AN ORDINANCE AMENDING THE FISCAL YEAR 2023-24 BUDGET OF THE CITY OF TULSA, OKLAHOMA, BE AND IT IS HEREBY AMENDED TO MAKE SUPPLEMENTAL APPROPRIATIONS OF EIGHT MILLION, THIRTY THOUSAND DOLLARS AND ZERO CENTS (\$8,030,000.00) FROM REVENUE RECEIVED FROM THE SALE OF GENERAL OBLIGATION BONDS WITHIN THE 2014 GO BOND FUND ISSUE 8 (SUB-FUND 4277), AS FOLLOWS:

BE IT ORDAINED BY THE CITY OF TULSA:

Section 1. That the fiscal year 2023-24 budget of the City of Tulsa, Oklahoma, be and it is hereby amended to make supplemental appropriations of Eight Million, Thirty Thousand Dollars and Zero Cents (\$8,030,000.00) from revenue received from the sale of general obligation bonds within the 2014 GO Bond Fund Issue 8 (Sub-Fund 4277), as follows:

#### PUBLIC WORKS DEPARTMENT


11th St: Lewis Ave to Harvard Ave	\$1,970,000.00
91st St: Harvard Ave to Yale Ave	\$ 50,000.00
<b>Maintenance Zone 4013:</b> 1st St., 2nd St., 3rd St. and 4th St. from 100' West of Owasso Ave. to Peoria Ave., Owasso Ave. from 1st St. to 4th St., Quincy Ave. from 4th St. to 5th Ct., Rockford Ave. from 4th St. to 6th St., 5th Ct. from Quincy Ave. to Quaker Ave., Victor Ave., Wheeling Ave. and Xanthus Ave. from 3rd St. to 6th St., 4th Pl. and 6th St. from Utica Ave. to Xanthus Ave., 5th St. from Utica Ave. to Yorktown Ave. and Wheeling Ave. from 6th St. to 7th St.	\$5,990,000.00
<b>Total Department Increase</b>	<b>\$8,010,000.00</b>

#### FINANCE DEPARTMENT

Bond Issuance Cost	\$ 20,000.00
<b>Total Department Increase</b>	<b>\$ 20,000.00</b>
<b>TOTAL FUND INCREASE</b>	<b>\$8,030,000.00</b>

Section 2. That this ordinance shall take effect immediately from and after its adoption and approval.

Adopted by the Council: JAN 31 2024  
Date

  
Chair of the Council

OFFICE OF THE MAYOR

Received by the Mayor: \_\_\_\_\_, at \_\_\_\_\_  
Date Time

G.T. Bynum, Mayor

By: \_\_\_\_\_  
Secretary

Approved by the Mayor of the City of Tulsa, Oklahoma, FEB 07 2024 at \_\_\_\_\_  
Date

\_\_\_\_\_  
Time

  
Mayor

(Seal)

ATTEST:

Deputy

  
City Clerk



APPROVED:

  
City Attorney

*Approved in Minis 02.07.2024*


RFA Form System

ORDINANCE NO.  
**25237**

# Ordinance

Version 3.4 released on 6/29/23

Use for all Ordinances including: TRO, Budget, Zoning, Declarations, Trust Indentures, etc.



### CITY COUNCIL USE ONLY

Date Received: \_\_\_\_\_

Committee Date: 1-24-24

1<sup>st</sup> Agenda Date: 1-24-24

Tracking #: 24-55-1

Committee: PW

Hearing Date: \_\_\_\_\_

2<sup>nd</sup> Agenda Date: 1-31-24

Scanned

Posted

### CITY CLERK USE ONLY

Date: 02.07.2024

Item #: 2401.00105

**All department items requiring Council approval must be submitted through the Mayor's Office.**

## Primary Details

<b>Dept. Tracking No.</b>	<b>Board Approval</b>	<b>Other Board Name</b>	<b>City Council Approval</b> <input checked="" type="radio"/> Yes <input type="radio"/> No
Department Finance	Contact Name Jarrod Moore	Email jimoore@cityoftulsa.org	Phone 918-596-7809
<b>Subject (Description)</b> 2020 GO BOND ISSUE 4 [FUND 4284]		<b>Ordinance Type</b> Budget Amendment	
<b>Section</b>	<b>Township</b>	<b>Range</b>	<b>Lot</b>
<b>Block</b>	<b>Address</b>		<b>BA / CT Number</b> BA428411
<b>Amending Ord. No.</b>	<b>TRO Title No.</b>	<b>TRO Subtitle</b>	<b>Property/Non-Property</b>
<b>Council District</b>	<b>Zoning No.</b>	<b>PUD No.</b>	<b>Planning District</b>

## Budget

Funding Source(s)

2020 GO BOND ISSUE 4 - FUND 4284 / Public Works Department: \$14,955,000.00

2020 GO BOND ISSUE 4 - FUND 4284 / Finance Department: \$85,000.00

**TOTAL:** \$15,040,000.00

## Approvals



DocuSigned by:

*Christy Bassall*

3003FDE00A427

Department: \_\_\_\_\_

Legal: \_\_\_\_\_

Board: \_\_\_\_\_

Mayor: \_\_\_\_\_

Other: \_\_\_\_\_

*[Signature]*

Date: 1/8/2024

Date: \_\_\_\_\_

Date: \_\_\_\_\_

Date: JAN 10 2024

Date: \_\_\_\_\_

## Policy Statement

### Background Information

This action will appropriate a total of \$15,040,000.00, recognized from revenue received through a sale of general obligation bonds, appropriating to the PUBLIC WORKS and FINANCE Departments within the 2020 GO BOND ISSUE 4 FUND [FUND 4284].

Resolution #20284 authorizes the sale of general obligation bonds, to make supplemental appropriations of \$15,040,000.00 within the 2020 General Obligation Bond Fund Issue 4 (Fund 4284) from revenue received from the sale of General Obligation (GO) Bonds. On November 19, 2019, the citizens approved \$427,000,000 of GO bonds for streets and bridges called 'Improve Our Tulsa II'. The amount being appropriated at this time represents the 4th issue of bonds sold. The funding will be used for street, ingress/egress, sidewalks, Right-of-way work, ADA, traffic engineering and cost-of-issuance projects.

### Summation of the Requested Action

Request that the Mayor and Council approve the attached Budget Amendment, 2020 GO BOND ISSUE 4FUND [FUND 4284] | BA428411 | \$15,040,000.00

### Emergency Clause?

### Reason for Emergency Clause

Yes

No

## Processing Information for City Clerk's Office

### Post Execution Processing

- Mail vendor copy (add'l signature copies attached)
- Must be filed with other governmental entity
- Add'l governmental entity approval(s) required

### Additional Routing and Processing Details

Set to Original - Yes to All

(Published in the Tulsa World  
February 11, 2024)ORDINANCE NO. 25237

AN ORDINANCE AMENDING THE FISCAL YEAR 2023-24 BUDGET OF THE CITY OF TULSA, OKLAHOMA, BE AND IT IS HEREBY AMENDED TO MAKE SUPPLEMENTAL APPROPRIATIONS OF FIFTEEN MILLION FORTY THOUSAND DOLLARS AND ZERO CENTS (\$15,040,000.00) FROM REVENUE RECEIVED FROM THE SALE OF GENERAL OBLIGATION BONDS WITHIN THE 2020 GO BOND FUND ISSUE 4 (SUB-FUND 4284), AS FOLLOWS:

BE IT ORDAINED BY THE CITY OF TULSA:

Section 1. That the fiscal year 2023-24 budget of the City of Tulsa, Oklahoma, be and it is hereby amended to make supplemental appropriations of Fifteen Million Forty Thousand Dollars and Zero Cents (\$15,040,000.00) from revenue received from the sale of general obligation bonds within the 2020 GO Bond Fund Issue 4 (Sub-Fund 4284), as follows:

**PUBLIC WORKS DEPARTMENT**

ADA: Signalized Intersections	\$ 460,000.00
ADA: Sidewalk Corridors	\$ 632,859.00
Citywide Infrastructure Partnership Funds	\$ 1,832,227.00
Citywide Non-Arterial Routine & Preventative Maintenance	\$ 6,560,000.00
Citywide Arterial Routine & Preventative Maintenance	\$ 2,999,914.00
Traffic Engineering: Signal Coordination and Communications	\$ 200,000.00
Traffic Engineering: Signal Install, Repair & Replacement	\$ 600,000.00
Traffic Engineering: Traffic Calming	\$ 100,000.00
Traffic Engineering: Lighting Repair and Replacement	\$ 200,000.00
Traffic Engineering: Pavement Markings and Signs	\$ 750,000.00
Traffic Engineering: Guardrail Repair and Replacement	\$ 240,000.00
Traffic Engineering: Traffic Studies	\$ 40,000.00
Bike & Pedestrian: Go Plan Implementation – Traffic Operations	\$ 15,000.00
Bike & Pedestrian: Arterial Sidewalk	\$ 250,000.00
Bike & Pedestrian: Non-Arterial Sidewalk	\$ 75,000.00
<b>Total Department Increase</b>	<b>\$ 14,955,000.00</b>

**FINANCE DEPARTMENT**

Bond Issuance Cost	\$ 85,000.00
<b>Total Department Increase</b>	<b>\$ 85,000.00</b>

**TOTAL FUND INCREASE \$ 15,040,000.00**

Section 2. That this ordinance shall take effect immediately from and after its adoption and approval.

Adopted by the Council: JAN 31 2024  
Date

  
Chair of the Council

OFFICE OF THE MAYOR


Received by the Mayor: \_\_\_\_\_, at \_\_\_\_\_.  
Date Time

G.T. Bynum, Mayor

By: \_\_\_\_\_  
Secretary

Approved by the Mayor of the City of Tulsa, Oklahoma, FEB 07 2024 at \_\_\_\_\_  
Date

\_\_\_\_\_  
Time

  
Mayor

(Seal)

ATTEST:

Deputy

  
City Clerk



APPROVED:

  
City Attorney



# Ordinance

Version 3.4 released on 6/29/23

Use for all Ordinances including: TRO, Budget, Zoning, Declarations, Trust Indentures, etc.

APPROVED

JAN 31 2024

Tulsa City Council



### CITY COUNCIL USE ONLY

Date Received: \_\_\_\_\_

Committee Date: 1-24-24

1<sup>st</sup> Agenda Date: 1-24-24

Tracking #: 24-63-2

Committee: PW

Hearing Date: \_\_\_\_\_

2<sup>nd</sup> Agenda Date: 1-31-24

Scanned

Posted

### CITY CLERK USE ONLY

Date: 02.07.2024

Item #: 2401-00153

All department items requiring Council approval must be submitted through the Mayor's Office.

### Primary Details

Dept. Tracking No.	Board Approval	Other Board Name	City Council Approval <input checked="" type="radio"/> Yes <input type="radio"/> No
Department Finance	Contact Name Jarrod Moore	Email jlmoores@cityoftulsa.org	Phone 918-596-7809
Subject (Description) 2024 GO BOND ISSUE 1 [FUND 4291]		Ordinance Type Budget Amendment	
Section	Township	Range	Lot
Block	Address		BA / CT Number BA429112
Amending Ord. No.	TRO Title No.	TRO Subtitle	Property/Non-Property
Council District	Zoning No.	PUD No.	Planning District

### Budget

Funding Source(s)

2024 GO BOND ISSUE 1 - FUND 4291 / Public Works Department:	\$14,800,000.00
2024 GO BOND ISSUE 1 - FUND 4291 / Department of City Experience:	\$25,700,000.00
2024 GO BOND ISSUE 1 - FUND 4291 / Finance Department:	\$160,000.00
<b>TOTAL:</b>	<b>\$40,660,000.00</b>

### Approvals

KH

JH

Department: \_\_\_\_\_

Legal: \_\_\_\_\_

Board: \_\_\_\_\_

Mayor: \_\_\_\_\_

Other: \_\_\_\_\_

DocuSigned by:

Tammy Pitts

54C4897CC6A3409

Date: 1/12/2024

Date: \_\_\_\_\_

Date: \_\_\_\_\_

Date: JAN 17 2024

Date: \_\_\_\_\_

**Policy Statement****Background Information**

This action will appropriate a total of \$40,600,000.00, recognized from revenue received through a sale of general obligation bonds, appropriating to the PUBLIC WORKS, DEPARTMENT OF CITY EXPERIENCE and FINANCE Departments within the 2024 GO BOND ISSUE 1 FUND [FUND 4291].

Resolution #20284 authorizes the sale of general obligation bonds, to make supplemental appropriations of \$40,600,000.00 within the 2024 General Obligation Bond Fund Issue 1 (Fund 4291) from revenue received from the sale of General Obligation (GO) Bonds and reimbursements. On August 8, 2023, the citizens approved \$170,055,000 of GO bonds for streets and bridges, and \$146,725,000 for parks, cultural, and recreational facilities called 'Improve Our Tulsa III'. The amount being appropriated at this time represents the 1st issue of bonds sold. The reimbursement of \$60,000 came from the seller of the future Public Safety center to reimburse the City for the bond rating cost associated with the purchase of the property that has been delayed. The funding will be used for street, ingress/egress, sidewalks, Right-of-way work, city lake improvement, city park improvement, zoo facilities, and cost-of-issuance projects.

**Summation of the Requested Action**

Request that the Mayor and Council approve the attached Budget Amendment, BA429112 | 2024 GO BOND ISSUE 1 FUND [FUND 4291] | \$40,660,000.00

**Emergency Clause?** Yes No**Reason for Emergency Clause****Processing Information for City Clerk's Office****Post Execution Processing**

- Mail vendor copy (add'l signature copies attached)  
 Must be filed with other governmental entity  
 Add'l governmental entity approval(s) required

**Additional Routing and Processing Details**

Set to Original - Yes to All

(Published in the Tulsa World  
*February 11*, 2024)ORDINANCE NO. 25239

AN ORDINANCE AMENDING THE FISCAL YEAR 2023-24 BUDGET OF THE CITY OF TULSA, OKLAHOMA, BE AND IT IS HEREBY AMENDED TO MAKE SUPPLEMENTAL APPROPRIATIONS OF FORTY MILLION SIX HUNDRED SIXTY THOUSAND DOLLARS AND ZERO CENTS (\$40,660,000.00) FROM REVENUE RECEIVED FROM THE SALE OF GENERAL OBLIGATION BONDS AND UNASSIGNED FUND BALANCE WITHIN THE 2024 GO BOND FUND ISSUE 1 (SUB-FUND 4291), AS FOLLOWS:

BE IT ORDAINED BY THE CITY OF TULSA:

Section 1. That the fiscal year 2023-24 budget of the City of Tulsa, Oklahoma, be and it is hereby amended to make supplemental appropriations of Forty Million Six Hundred Sixty Thousand Dollars and Zero Cents (\$40,660,000.00) from revenue received from the sale of general obligation bonds and unassigned fund balance within the 2024 GO Bond Fund Issue 1 (Sub-Fund 4291), as follows:

**PUBLIC WORKS DEPARTMENT**

Inflation Increases – IoT 1 & IoT 2 Street Projects	\$ 10,400,000.00
Citywide Street Rehab, Repair, & Maintenance	\$ 3,300,000.00
41 <sup>st</sup> Street: Garnett to 129 <sup>th</sup> E Ave	\$ 1,000,000.00
Citywide Sidewalks	\$ 100,000.00
<b>Total Department Increase</b>	<b>\$ 14,800,000.00</b>

**DEPARTMENT OF CITY EXPERIENCE**


Chamberlain – Pool Improvements	\$ 1,000,000.00
Swan Lake Renovations	\$ 500,000.00
Gilcrease Museum Improvements – Match	\$ 10,000,000.00
Tulsa Zoo Roof Replacements	\$ 1,200,000.00
Tulsa Zoo Rainforest Rehabilitation	\$ 8,000,000.00
Zink Lake Infrastructure	\$ 5,000,000.00
<b>Total Department Increase</b>	<b>\$ 25,700,000.00</b>

**FINANCE DEPARTMENT**

Bond Issuance Cost	\$ 160,000.00
<b>Total Department Increase</b>	<b>\$ 160,000.00</b>
<b>TOTAL FUND INCREASE</b>	<b>\$ 40,660,000.00</b>

Section 2. That this ordinance shall take effect immediately from and after its adoption and approval.

Adopted by the Council: JAN 31 2024  
Date

  
Chair of the Council

OFFICE OF THE MAYOR

Received by the Mayor: \_\_\_\_\_, at \_\_\_\_\_  
Date Time

G.T. Bynum, Mayor

By: \_\_\_\_\_  
Secretary


Approved by the Mayor of the City of Tulsa, Oklahoma, FEB 07 2024 at \_\_\_\_\_  
Date

\_\_\_\_\_  
Time

  
Mayor


(Seal)

ATTEST:

  
Deputy City Clerk



APPROVED:

  
City Attorney