



FINANCE
Budget and Planning

Capital Planning Section

175 E 2nd, Tulsa, Oklahoma 74103-3203

To: STOC

Jake Epp

From: Capital Planning Manager

Date: January 23, 2024

Subject: January Meeting

Enclosed is the material for your January 23, 2024 meeting including the December 31, 2023 Financial Report for your review. 2016 and 2020 Sales Tax Program revenues for January 2024 and the fiscal year to date compared to 2016 and 2020 Sales Tax Program Adopted Budget Estimates are:

	Actual	Current Adopted Budget	Variance from Adopted Budget
Month of January	\$10,342,587	\$9,672,896	6.9%
Year To Date	\$61,247,945	\$58,305,871	5.0%

Please note the above amounts are the Sales Tax revenue only.

The 2016 and 2020 Sales Tax Programs Funds (4000 and 409), in addition to sales tax revenue, receives interest, and other revenues such as grants, transfers and miscellaneous revenues. Total revenue reported for the funds is not available until the end of the month so, the information provided below is for the most recently completed month. Total Fund 4000 and 409 revenue for the month of December was:

	<u>Month Ending:</u> <u>December 31, 2023</u>	<u>Variance from</u> <u>Adopted Budget</u>	<u>Year Thru:</u> <u>December 31, 2023</u>	<u>Variance from</u> <u>Adopted Budget</u>
Sales Tax Revenue	\$10,342,587	6.9%	\$61,247,945	5.0%
Interest on Investments	\$544,542	N/A	\$3,176,288	N/A
Other Revenue	<u>\$0</u>	N/A	<u>\$0</u>	N/A
Total Fund Revenue	\$10,887,129	6.6%	\$64,424,232	4.8%

SALES TAX OVERVIEW COMMITTEE

JANUARY 23, 2024 8:00 AM

175 E 2ND ST, 10-SOUTH

The STOC will meet in person at 8:00 am on January 23, 2024.

- I. Call to Order
- II. Reading of the December Minutes
- III. Chair Report to Council
- IV. Subcommittee Reports
 - A. Vison
 - B. Public Safety
 - C. Parks
 - D. Transportation
 - E. Financial
- V. Unfinished Business
- VI. New Business
 - A. Chair Report Presenters
- VII. Adjournment

STOC

Sales Tax Overview Committee

MINUTES

Sales Tax Overview Committee Meeting

December 19, 2023, 8:00 a.m.

175 E 2nd Street, 10th Floor Conference room

The Sales Tax Overview Committee met for the regular monthly meeting at 8:00 a.m. on December 19, 2023.

I. Call to Order

Chair Ashley Webb called the meeting to order at 8:00 a.m.

The following members were present:

Scott Asbjornson	Steve King	Ashley Webb
Pamela Amburgy	Deborah McKinney	
Scott Grizzle	Matt Meyer	
Linda Jenkins	Kathy Sebert	
Mareo Johnson	Maia Treleaven	

The following members were not present:

Jeffrey Covington	Jennifer White
Paul Hassink	Charles Wilkes
Sylvia Powell	

Also present:

Anne Boyd	Chris Havenar	Jake Epp	Brian Herron
Mary Kell	Jeff Edwards		

II. Approval of Minutes

The minutes for the November meeting were read. Deborah McKinney moved that the minutes be approved as read. Linda Jenkins seconded the motion. The motion passed.

III. Chair's Report

Ashley Webb gave the Chair report. That the report went well. The Council had no questions. He noted that prior to the meeting, Susan Neal (retired from TU) was honored for her work with the Gilcrease Museum. During her tenure she helped raise around \$72 million for Gilcrease. There were no other discussions or questions.

STOC

Sales Tax Overview Committee

IV. Committee Reports

A. Vision

Jeff Edwards reported for River Parks. He reported there were some delays at Turkey Mountain. A new TAP Development Grant will be used to renovate paved trails, if received. River Parks will manage the new dam and it has been suggested they also manage the flumes and lake. Discussions are underway to determine what River Parks will manage. The City of Tulsa will still own the assets and River Parks would be under a management agreement. There were no other questions or discussions, and the report was accepted.

B. Public Safety

Ashley Webb reported on Public Safety. Mylars for work for the ADA Transition Plan – Buildings have been received. A bid package is being prepared, no bid date set. Work on the carpet in the solar stairs at city hall will be starting soon. Roof work on the EMF building is complete, repairs on the damaged louvers are underway. The Fire Department reported that both new command vehicles have been placed into service. Two ladders are anticipated to be ready for inspection in mid-December. The Police Department reported they are receiving vehicles ordered for fiscal year 2024. The new helicopter is currently expected to be delivered in March 2024. The helicopter it is replacing is up for sale. There were no other questions or discussions, and the report was accepted.

C. Parks

Ashley Webb gave an overview of the report. He reported that the Inclusive Playground at Whiteside Park is now complete. Advertising for bids for work at Woodward Park is set for February 2024 with bid opening in March. The State Health Department is still reviewing the submittal for the pool at Chamberlain Park. Work on the Swan Lake fountain rehabilitation is expected to begin in February 2024. There were no other questions or discussions, and the report was accepted.

D. Transportation

The Committee is still looking for someone to come and report on projects not covered by current sources, such as the citywide named projects. There were no other questions or discussions, and the report was accepted.

E. Financial

The August collections were \$10.1M which is about 4.3 percent over budget. Current sales tax collections are about 4.7 percent ahead of budget for the year to date.

STOC

Sales Tax Overview Committee

V. Unfinished Business

VI. New Business

A. Chair Report Presenters

Date	Presenter	Backup
Jan 10	Ashley Webb	Linda Jenkins
Feb 7	Kathy Sebert	Mareo Johnson

3/6, 4/10, 5/8, 6/5, 7/17, 8/7, 9/11, 10/9, 11/6, 12/4

VII. Adjournment

The meeting was adjourned at 9:15 a.m.

Ashley Webb, Chair

Kathy Sebert, Vice Chair



STOC

SALES TAX OVERVIEW COMMITTEE

Ashley Webb
Chair

Ashley R. Webb
Riggs, Abney, Neal, Turpen, Orbison & Lewis Inc.
Attorney At Law
Tulsa, OK 74119
(918) 699-8905

To: City Council
Date: January 10, 2024
Subject: January Report to City Council

Attached is the December 2023 Sales Tax Overview Committee (STOC) Status Report

2006 Special Extended Sales Tax

November expenditures totaled \$2,000, of which \$3,000 was spent on the Bridge Rehab/Repair Citywide project. Encumbrances and commitments total \$1,441,000. Current appropriations for the 2006 Third Penny Sales Tax Extension Fund total \$272,920,000. There is a current appropriation balance of \$6,260,000.

2008 Sales Tax Special Temporary Streets

There were no expenditures in November. Encumbrances and commitments total \$158,000. Current appropriations for the 2008 Sales Tax Special Temporary Streets Fund total \$145,494,000. There is a current appropriation balance of \$38,000.

2014 Sales Tax

November expenditures totaled \$7,156,000, of which \$6,364,000 was spent on the Gilcrease Museum Facility Improvement project. Encumbrances and commitments total \$29,586,000. Current appropriations for the 2014 Sales Tax Fund total \$579,640,000. There is a current appropriation balance of \$126,537,000.

2016 Sales Tax

November expenditures totaled \$5,942,000, of which \$4,560,000 was spent on the Tulsa Vision advanced sales tax revenue bonds debt service. Encumbrances and commitments total \$2,390,000. Current appropriations for the 2016 Sales Tax Fund total \$332,124,000. There is a current appropriation balance of \$80,693,000.

2016 Revenue Bond

November expenditures totaled \$1,974,000, of which \$1,312,000 was spent on the Gilcrease Museum Expansion project. Encumbrances and commitments total \$22,828,000. Current appropriations for the 2016 Revenue Bond Fund total \$350,600,000. There is a current appropriation balance of \$22,207,000.

2020 Sales Tax

November expenditures totaled \$1,338,000, of which \$940,000 was spent on the Capital Equipment project. Encumbrances and commitments total \$9,117,000. Current appropriations for the 2020 Sales Tax Fund total \$111,033,000. There is a current appropriation balance of \$41,497,000.

2020 General Obligation Bonds

November expenditures totaled \$1,875,000, of which \$804,000 was spent on the Citywide Non-Arterial Routine & Preventative Maintenance project. Encumbrances and commitments total \$31,493,000. Current appropriations for the 2020 General Obligation Bonds Fund total \$149,015,000. There is a current appropriation balance of \$81,732,000.

2014 General Obligation Bonds

November expenditures totaled \$3,678,000, of which \$963,000 was spent on the Maintenance Zone 4031 project. Encumbrances and commitments total \$29,755,000. Current appropriations for the 2014 General Obligation Bonds Fund total \$313,615,000. There is a current appropriation balance of \$40,385,000.

2008 General Obligation Bonds

There were no expenditures in November. There are currently no encumbrances or commitments. Current appropriations for the 2008 General Obligation Bonds Fund total \$230,055,000. There are currently no encumbrances or commitments

2005 General Obligation Bonds

There were no expenditures in November. Encumbrances and commitments total \$5,000. Current appropriations for the 2005 General Obligation Bonds Fund total \$74,919,000. There is a current appropriation balance of \$8,000.

Respectfully submitted,

Ashley Webb, Chair



Attachments

cc: Tammy Pitts
Jarrod Moore
Jake Epp



FINANCIAL REPORT TO CITY COUNCIL
Wednesday, January 10, 2024

I. Financial Report

Revenue: 2016 Vision 0.805 Percent and 2020 Sales Tax 0.45 Percent Sales Tax Funds

	<u>Fiscal Year to Date</u>	
	<u>December</u>	<u>Thru December</u>
Actual	\$ 10,062,794	\$ 50,905,358
Adopted Budget - Current Year	9,648,145	48,632,975
Actual vs Budget	\$ 414,649	\$ 2,272,383

Expenditures

<u>Fund</u>	<u>November</u>	<u>Fiscal Year to Date Thru November</u>
409 - 2020 Sales Tax	\$ 2,676,326	\$ 21,575,142
4001, 4003-4004 - Tulsa Vision Rev Bonds	3,947,183	26,245,786
4000 - Tulsa Vision Sales Tax	11,883,674	50,124,648
405 - 2014 Sales Tax	14,312,178	19,889,638
404 - 2008 Streets Temporary Sales Tax	-	-
402 - 2006 Special Extended Sales Tax	4,671	300,132
TOTAL \$	32,824,033	\$ 118,135,346

II. Expenditures in Other Funds

<u>Fund</u>	<u>November</u>	<u>Fiscal Year to Date Thru November</u>
401 - 2001 Sales Tax	-	-
428 - 2020 GO Bond	3,750,635	14,737,758
427 - 2014 GO Bond	7,356,276	14,280,424
426 - 2008 GO Bond	-	-
425 - 2005 GO Bond	-	-
TOTAL \$	11,106,911	\$ 29,018,182

III. Items for the City Council's Attention

- A. Monthly Financial Reports
- B. STOC Committee and Subcommittee Minutes and Reports

IV. Attachments

- A. Attendance Record for the last 12 months
- B. STOC Committee and Subcommittee Minutes and Reports

Respectfully submitted,

Ashley R. Webb, Chair

Attachments

cc: Tammy Pitts
Jarrod Moore
Jake Epp

MAJOR CAPITAL IMPROVEMENTS CONSTRUCTION FUNDS SUMMARY

As of November, 2023

	CURRENT		EXPENDITURES		ENCUMBERED	PERCENT	BALANCE
	APPROPRIATIONS		Current Month	To Date			
Fund 401 and Fund 403							
2001 Third Penny Sales Tax and 2006 Advance Funded Sales Tax	\$ 112,611,653	\$	-	\$ 112,597,047	\$ (0)	100%	\$ 14,605
Fund 402							
2006 Third Penny Sales Tax Extension	\$ 272,920,362	\$	2,336	\$ 265,219,469	\$ 1,440,995	98%	\$ 6,259,899
Fund 404							
2008 Sales Tax Special Temporary Streets Fund	\$ 145,493,500	\$	-	\$ 145,298,037	\$ 157,931	100%	\$ 37,532
Fund 405							
2014 Sales Tax Fund	\$ 579,639,705	\$	7,156,089	\$ 423,516,887	\$ 29,585,726	78%	\$ 126,537,092
Fund 406: 4000							
2016 Sales Tax Fund	\$ 332,123,895	\$	5,941,837	\$ 249,040,428	\$ 2,390,384	76%	\$ 80,693,083
Fund 406: 4001, 4003, 4004							
2016 Revenue Bond Fund	\$ 350,600,000	\$	1,973,592	\$ 305,565,482	\$ 22,827,702	94%	\$ 22,206,816
Fund 409							
2020 Sales Tax Fund	\$ 111,033,334	\$	1,338,163	\$ 60,419,204	\$ 9,116,983	63%	\$ 41,497,147
Fund 428							
2020 General Obligation Bonds	\$ 149,015,000	\$	1,875,318	\$ 35,790,495	\$ 31,492,655	45%	\$ 81,731,850
Fund 427							
2014 General Obligation Bonds	\$ 313,615,000	\$	3,678,138	\$ 243,475,611	\$ 29,754,680	87%	\$ 40,384,709
Funds 426							
2008 General Obligation Bonds	\$ 230,054,937	\$	-	\$ 230,054,937	\$ 0	100%	\$ (0)
Funds 425							
2005 General Obligation Bonds	\$ 74,919,257	\$	-	\$ 74,906,248	\$ 5,136	100%	\$ 7,874
Fund 740: 7401-7408							
TMUA--Water Capital Fund	\$ 485,925,405	\$	2,000,223	\$ 375,409,103	\$ 39,344,809	85%	\$ 71,171,493
Funds 750: 7501-7522							
TMUA-Sanitary Sewer Capital Funds	\$ 621,159,957	\$	4,096,378	\$ 497,716,772	\$ 42,908,802	87%	\$ 80,534,382

STOC

Sales Tax Overview Committee

MINUTES

Sales Tax Overview Committee Meeting

November 28, 2023, 8:00 a.m.

175 E 2nd Street, 10th Floor Conference room

The Sales Tax Overview Committee met for the regular monthly meeting at 8:00 a.m. on November 28, 2023.

I. Call to Order

Chair Ashley Webb called the meeting to order at 8:04 a.m.

The following members were present:

Pamela Amburgy	Deborah McKinney	Ashley Webb
Scott Grizzle	Matt Meyer	
Paul Hassink	Sylvia Powell	
Linda Jenkins	Kathy Sebert	
Steve King	Maia Treleaven	

The following members were not present:

Jeffrey Covington	Charles Wilkes
Mareo Johnson	
Jennifer White	

Also present:

Anne Boyd	Chris Havenar	Jake Epp	Mary Kell
Ms. Bennett	Dawson Allen	Andrew Witte	

II. Approval of Minutes

The minutes for the October meeting were read. Pamela Amburgy moved that the minutes be approved as read. Sylvia Powell seconded the motion. The motion passed.

III. Chair's Report

Ashley Webb gave the Chair report. He reported that the report was uneventful. He highlighted the Pedestrian Bridge and noted that the lights were not on which would highlight the status of the project. There were no other discussions or questions.

STOC

Sales Tax Overview Committee

IV. Committee Reports

A. Vision

Andrew Witte reported on the Gilcrease Museum. They continue with the installation of the sandstone panels, Mr. Witte noted they were slower to install than brick. Curtain walls are going up. They are still looking at the same completion timeline, but it will be tight. Once the building is complete in late 2024, they will begin working on installing the exhibits with an estimated completion of late in 2026. There were no other questions or discussions, and the report was accepted.

B. Public Safety

Ashley Webb reported on Public Safety. He reported that a 3rd RFP for Rte 66 was pending and might be issued in January of 2024. There is still the intention that this project will be completed by the 75th Anniversary of Route 66 in 2026. The City has refiled suit on the work not completed by CEI on the PAC. An agreement for resolving this issue has been sent to the mediator. There were no other questions or discussions, and the report was accepted. Police reported that the new helicopter was expected to be in service late in 2023.

C. Parks

Ashley Webb gave an overview of the report. He mentioned some of the highlighted notes. The committee can contact Anne or Jake with any questions. There were no other questions or discussions, and the report was accepted.

D. Transportation

The Committee is still looking for someone to come and report on projects not covered by current sources, such as the citywide named projects. There were no other questions or discussions, and the report was accepted.

E. Financial

The August collections were \$10.1M which is about 4.5 percent over budget. Current sales tax collections are about 4.8 percent ahead of budget for the year to date.

V. Unfinished Business

VI. New Business

A. Chair Report Presenters

Date	Presenter	Backup
Jan 10	Ashley Webb	Linda Jenkins

STOC

Sales Tax Overview Committee

2/7, 3/6, 4/10, 5/8, 6/5, 7/17, 8/7, 9/11, 10/9, 11/6, 12/4

B. Vote on 2024 meeting schedule

The committee reviewed the proposed schedule and requested that the November meeting be moved to the 19th to avoid the holiday week and that the December meeting be moved to the 17th to avoid the holidays. It was requested that the Vision meeting occur in both months even though it would be after the main meeting. Pamela Amburgy moved that the meeting schedule be approved with the recommended changes, Sylvia Powell seconded the motion. The motion carried without dissent. The schedule will be sent to the City Clerk for posting.

VII. Adjournment

The meeting was adjourned at 9:22 a.m.

Ashley Webb, Chair

Kathy Sebert, Vice Chair



Sales Tax Overview Committee

STOC

SALES TAX OVERVIEW COMMITTEE

12-Month Attendance Record

Dec-23

Member	Expires	District	Jan-23	Feb-23	Mar-23	Apr-23	May-23	Jun-23	Jul-23	Aug-23	Sep-23	Oct-23	Nov-23	Dec-23	# Attended	# Possible	Comments
Wilkes, Charles	Dec-26	1	P	P	A	P	P	P	A	A	A	A	A	A	5 of 12		
Jenkins, Linda (Secretary)	Dec-24	1	P	A	P	P	P	P	P	P	P	P	P	P	11 of 12		
Asbjornson, Scott	Dec-26	2	A	A	A	A	A	A	A	A	NM	NM	NM	P	1 of 9		as of Dec. 23
Powell, Sylvia	Dec-24	2	P	P	P	P	P	P	P	A	P	A	P	A	9 of 12		
Vacant	Dec-26	3	A	P	NM	NM	NM	NM	NM	NM	NM	NM	NM	NM	1 of 2		Marshal resigned 3/23
Vacant	Dec-24	3	A	A	A	NM	NM	NM	NM	NM	NM	NM	NM	NM	0 of 3		
Vacant	Dec-22	4	NM	NM	NM	NM	NM	NM	NM	NM	NM	NM	NM	NM	0 of 0		
Webb, Ashley (Chair)	Dec-24	4	P	P	P	P	P	P	P	P	A	P	P	P	11 of 12		
Sebert, Kathy (Vice-Chair)	Dec-22	5	P	P	P	P	P	P	P	P	P	P	P	P	12 of 12		
Covington, Jeff	Dec-24	5	P	A	A	P	P	A	P	P	P	A	A	A	6 of 12		
Treleaven, Maia	Dec-26	6	A	A	NM	NM	NM	NM	NM	NM	A	P	P	P	3 of 6		as of Aug. 2023
Denny, Bruce	Dec-26	6	A	A	A	P	A	P	P	P	P	P	A	A	6 of 12		
Meyer, Matt	Dec-26	7	P	P	P	P	P	P	P	P	P	P	P	P	12 of 12		
Vacant	Dec-24	7	A	A	A	NM	NM	NM	NM	NM	NM	NM	NM	NM	0 of 3		
McKinney, Deborah	Dec-26	8	A	A	A	NM	NM	NM	NM	NM	A	P	P	P	3 of 7		as of Sep 23
King, Steve	Dec-24	8	P	P	P	P	P	A	P	P	P	P	P	P	11 of 12		
Grizzle, Scott	Dec-26	9	P	P	P	P	P	P	P	P	P	P	P	P	12 of 12		
Hassink, Paul	Dec-24	9	NM	NM	P	P	P	P	P	P	P	P	P	A	9 of 10		as of Mar. 2023
Amburgy, Pamela	Dec-26	M	P	P	P	P	P	P	A	P	A	P	P	P	10 of 12		
White, Jennifer	Dec-24	M	NM	NM	NM	NM	NM	NM	P	P	P	P	A	A	4 of 6		as of Jul 23
Johnson, Mareo	Dec-26	M	A	P	P	A	P	P	P	P	A	A	A	P	7 of 12		
Members Present			10	10	10	12	12	11	12	12	10	12	11	11			

A = ABSENT
 P = PRESENT
 NM = NO MEMBER APPOINTED
 OC = OUT OF COUNTRY
 OT = OUT OF TOWN on Business

Prepared by City of Tulsa
 Department of Finance
 Budget & Planning Division
 Capital Planning Section

Tulsa Economic Development Project

Attendees:

Kathy Sebert
Linda Jenkins
Maia Treleaven
Mareo Johnson
Matt Myer
Pamela Amburgy
Paul Hassink
Steven King



MEMORANDUM
DEPARTMENT OF CITY EXPERIENCE

DATE: January 17, 2024
TO: STOC Committee
FROM: Mary Kell, AIA, City Design Studio, Department of City Experience
SUBJECT: **VISION TULSA STOC PROJECT UPDATES**

Projects list

1. 170000 Zink Dam
2. 147200 Arkansas River Pedestrian Bridge
3. 170010 Turkey Mountain Urban Wilderness
4. 170020 New Trail East Bank Cousins
5. 170025 23rd & Jackson Redevelopment
6. 170030 Gilcrease Museum
7. 170045.2 Airport Infrastructure – Spirit
8. 170045.4 Airport Infrastructure – American Airlines
9. 170050 Tulsa Zoo Elephant Exhibit
10. 170055 Langston Healthcare
11. 170060 BMX National Headquarters
12. 170065 South Mingo Corridor
13. 170070 Public Schools Safety First Initiative
14. 170080 Citywide: Commercial Revitalization
15. 170080 Citywide: Route 66
16. 170085 Peoria-Mohawk Business Park
17. 170100 Air National Guard MTC
18. 170145 **Vision Arts - Tulsa Arts Commission**

Completed Projects

170035	Cox Arena District	January 2019
170035	Cox Business Center Renovation	September 2023
170040	Tulsa Fairgrounds	November 2021
170045.1	Airport Infrastructure – AA Tail Slot	January 2019
170045.2	Airport Infrastructure – Navistar	December 2021
170095	Community Health East Clinic	April 2020
170110	North Peoria Connection, 56 th – Mohawk	March 2020
170115	TCC Career Placement	August 2019
170125	McCullough Park	February 2023
170130	Mohawk Sports Complex	March 2022
170135	GO plan Bike Ped Master Plan	March 2022
170140	Route 66 Train Depot	October 2022
170155	PAC Master Plan	June 2021



MEMORANDUM
DEPARTMENT OF CITY EXPERIENCE

1. No. 170000

Project Name: Zink Dam
Representative: Brooke Caviness, COT
Total Funding: \$54,673,411.53
Available Funding: \$54,673,411.53
Design Firm(s): Jacobs/CH2MHill, HISINC, LLC
Contractor: Crossland Construction Company
Start Date: 10.18.2020
Anticipated Completion: October 2023 (Opening planned for Labor Day 2024, after related additional projects are completed, more detail below)

- Construction 105.3% billed, 101.7% time as of 10.30.23
- East bank east gate complete minus testing and correction of inclinometers
- For safety and work / laydown area, no public access to flume area during construction. Construction of the east bank and bumpout is anticipated to be complete mid-2024.
- Operations and maintenance planning ongoing included elected officials, RPA, Government staff and stakeholders. Bi-weekly meetings began week of 01.31.22.
- Program and operation meetings underway. Focus working groups defined to cover construction, operations, recreational programming and communications / amenities and water quality.
- Holly Frontier Sinclair Tulsa Refinery (HFSTR) west bank stabilization project began construction 07.10.2023. Planned completion March 2024.
 - Project includes constructing a clay barrier along the bank with monitoring wells. It will have an armoring system to prevent erosion.
- Zink Dam Phase 4 – tuning to begin following HFSTR project completion.
- Water Quality Plan is in the review and collection of data mode. Testing protocols will be developed and drafted by December 2023.
- Items affecting opening of Dam:
 - HFSTR project – water cannot be impounded behind the dam until this project is complete.
 - AGP bumpouts are scheduled to be complete by summer 2024,
 - City of Tulsa needs to tune the flume gates / dam gates prior to opening; tuning block may need to be moved. Flume designer Merrick will oversee tuning. Tuning takes about 6 months, can't begin until water can be held by lake, after HFSTR project is complete. 6 months = March – August 2024
 - City of Tulsa and River Parks must complete the MOU for operations
 - City of Tulsa will concurrently finalize the water quality testing / communication program
 - Graphic milestone schedule below as of 11.20.23, **subject to change:**



MEMORANDUM
DEPARTMENT OF CITY EXPERIENCE

	Mar-23	Apr-23	May-23	Jun-23	Jul-23	Aug-23	Sep-23	Oct-23	Nov-23	Dec-23	Jan-24	Feb-24	Mar-24	Apr-24	May-24	Jun-24	Jul-24	Aug-24	Sep-24	Oct-24	Nov-24	Notes/dependencies	
Zink Dam Substantial Completion	█																						OHI equipment to Feb 24
Zink Dam Rec Flume Tuning																							after HFSTR complete
Zink Dam Adaptive Mgmt (dam tuning)																							after HFSTR complete
23rd Str Parking - Construction																							after HFSTR complete
Water in the Lake!																							after HFSTR complete
West Bank Trail - Repair																							after HFSTR complete
West Bank trail - Open																							potential
Zink Dam/Rec Flume Open																							after east bank restoration
RPA - MOU	█																						
RPA - Hiring/onboarding																							
RPA - Dam Operations																							training concurrent with dam tuning
RPA - Lake Operations																							RPA Available date
HFSTR Bank Stabilization																							
*HFSTR Permitting																							
*HFSTR Design																							
Pedestrian Bridge																							
Pedestrian Bridge Open																							after West Bank Trail Repaired;
East Bank Restoration																							open with dam/flume

Note: RPA – MOU ongoing. New hire at RFP to start January 2024 and coordinate finalization of MOU, projected to be complete by 03.31.24.

2. Project No. 147200

Project Name: Arkansas River Pedestrian Bridge
 Representative: Jeff Stava, RPA/TGP and Brooke Caviness, COT
 Total Funding: \$27,400,000.00
 Available Funding: \$27,400,000.00
 Design Firm(s): SBP, MVVA, GKFF, and River Parks
 Contractor: Crossland Construction Company
 Start Date: 05.14.2021
 Anticipated Completion: Summer / Fall 2023 (opening Labor Day 2024 to public)

- Tier III Funding - \$7.25 million in funding and donations secured
- Construction **93.68% billed \$26,760,473.47 of \$31,769,504.00 as of 1.16.24**
- **Substantial bridge completion scheduled to be completed by 01.31.24.**
- **Installation of the replacement light fixtures, finishing the handrail revisions, and conducting final clean scheduled to be complete by 01.31.24.**
- Only other remaining work is bench install, which will be done closer to actual opening date (Labor Day weekend)

3. Project No. 170020

Project Name: Turkey Mountain Urban Wilderness
 Representative: Ryan Howell, RPA (River Parks Authority)
 Total Funding: \$ 7,600,000.00
 Available Funding: \$ 7,600,000.00
 Design Firm(s): LandPlan Consultants, Inc (LPCI)



MEMORANDUM
DEPARTMENT OF CITY EXPERIENCE

Contractor: TBD
Start Date: TBD

- Acquisition of property: \$5,490,928.25
- Turkey Mountain Master Plan components: \$2,109,071.75
 - 71st Street to Turkey Mountain Trail Improvements final review set submitted 01.13.23
 - In recent months, several projects have been added to Turkey Mountain and the surrounding area that have impacted the ability to put the 71st street Improvement project out to bid.
 - Updated site plan 10.18.23 that provides overall site planning strategy for the south side of Turkey incorporating all projects: (RAISE Grant to extend west bank trails from Turkey Mtn to Jenks, REI and possible changes to 71st and Elwood intersection, parking lot expansion at Turkey, and a new voter approved IOT 2023 maintenance facility for River Parks to possibly be located at Turkey).
 - Now that master plan has been updated, final modifications to 71st Street trail improvements are moving ahead so that this project can be advertised for bidding, **Spring 2024, ongoing.**
- Amendment with Landplan forthcoming to design a below grade tunnel pedestrian crossing from the access road off 71st street, **ongoing.**
- RPA has trail maintenance projects underway. New and old trail alignments to address erosion and clearing, ongoing.
- Negotiations underway with ODOT on land acquisition for portions of the westerly 2 Placerder properties (City owns). No impact on Mitchell Park exchange parcel.
- ODOT final land boundary has been defined and price offer will be finalized.
- Funding received from ODOT from land sale will reimburse the Vision Tulsa funding for RPA.
- A subsequent amendment will be entered into with RPA to fund Turkey Mountain improvements.

4. Project No. 170020

Project Name: New Trail East Bank 101st to Cousins Park
 Representative: Doug Helt and Nancy Doutey, COT
 Total Funding: \$ 4,000,000.00
 Available Funding: \$ 600,000.00
 Design Firm(s): LandPlan Consultants, Inc (LPCI), Garver
 Contractor: TBD
 Start Date: TBD

- Conceptual design completed 02.16.2018 (\$68,454.00)
- Conceptual cost estimate for trail \$10.2 million, with time value at 3% for 13 years - \$15.0 million, with land, total cost is \$26 million.
- TAP (Transportation Alternative Program) grant awarded March 2021 through INCOG to fund design (\$133,991.00 requested, \$107,193.00 awarded, COT to pay additional \$27K to fund the full design value of \$133,991) for Riverside Drive (Vensel Creek to south of Creek Turnpike)



MEMORANDUM
DEPARTMENT OF CITY EXPERIENCE

- Land Plan has been selected as design consultant for Vensel Creek design plans only (does not include construction funding).
- Scoping agreement ODOT LG 2360. This area is also in the footprint of the RAISE grant, design among 2 projects to be coordinated as part of effort.
- TA (Transportation Alternative) grant applications: 3 additional segments to Cousin’s Park were on Mayor’s agenda for 01.04.23, 103rd to 110th awarded \$1M federal funds
- 06.01.23. Funding agreement with INCOG is pending, Garver was selected for this design work. **Ongoing**
- Trail segments will be coordinated with the South Tulsa – Jenks Dam project – **ongoing**
- Mayor provided letter to affirm City matching funds. (80% ODOT and 20% COT is typical, to be confirmed) **no updates (01.17.24).**

5. Project No. 170025

Project Name: 23rd & Jackson Redevelopment Site – Relocation Study Design and Acquisition
 Representative: COT
 Total Funding: \$1,000,000.00
 Available Funding: **\$273K balance**
 Design Firm(s): Cyntergy

- Scope includes planning, design work and partial acquisition costs to relocate Public Works, update master plan site at Harvard and Mohawk, appraise and acquire operation yard location.
- Draft report submitted to Administration, February 2020
- Acquisition of 2 parcels – Tulsa County Yard on North Harvard - \$320K (Vision funding), 56th & Garnett - \$1.46 million (water enterprise funds) – closing for both 08.30.2020
- Traffic Engineering is now occupying County site on North Harvard Avenue
- Amendment with consultant to be resubmitted once direction is known (originally recommended at 09.01.21 PCSSC).
- **Project on hold: there is no potential source of current City capital funding for any relocation through 2031, including enterprise funds, and we can’t justify spending the remaining \$237K in Vision funds for a design that would change by the time funding might be identified closer to the end of Vision.**
- **The only caveat would be a catalyst such as new redevelopment in the area that could assist relocation efforts, in which case the City would have these design funds available. (01.17.24).**

6. Project No. 170030

Project Name: Gilcrease Museum
 Representative: Jennifer Bennett, Gilcrease, Mary Kell, COT
 Current Budget: \$139,215,850.00
 Total Funding: \$139,215,850.00 (\$91,517,113 public + \$47,698,737 private)
 Fundraising Goal: \$ 0
 Design Firm(s): Smith Group, 1 Architecture; Gallagher & Associates
 Construction Manager: Flintco, LLC
 Start Date: 05.10.22
 Scheduled Completion: 11.30.2024



MEMORANDUM
DEPARTMENT OF CITY EXPERIENCE

Anticipated Completion: 11.30.2024

- Funding:
Public Funding total: Vision (\$65 M), Remaining bond funds from past Gilcrease projects (\$2.6 M), IOT 2 (\$6 M), ARPA City Funding (\$1 M), Public Utilities (\$817,113.00), Supplemental Appropriations (\$6.1M), IOT3 (\$10M) = \$91,517,113.00
Private Funding total (\$47,698,737.00)
Mayor's Task Force call held 12.07.23, next is 01.25.24.
Construction 66.4% billed as of 12.31.23. Stone veneer ongoing, freight elevator install ongoing, Air handlers and curtainwall frames install in progress, wall framing ongoing, painting in lower levels and concrete at amphitheater ongoing.
STOC tours held 05.23.23, 06.13.23, and 09.13.23
Construction update from 01.12.24 attached at end of report
Jobsite camera link: https://www.cityoftulsa.org/government/capital-programs/vision-tulsa/vision-projects/gilcrease-museum/
Mayor proposed \$10 million fundraising match in the IOT 3 program, public vote 08.08.23 passed, private fundraising by Gilcrease: \$10,524,151 raised as of 09.17.23.
FF&E bids opened 01.09.24, bids received within budget, \$880K.
Exhibits fabrication bid planning ongoing, pending amendments with Flintco and Gallagher & Associates, February 2024.

7. Project No. 170045

Project Name: Airport Infrastructure – Spirit
Representative: Andy Stroud, COT
Total Funding: \$ 5,000,000.00
Available Funding: \$ 300,000.00 (remaining to spend)
Design Firm(s): Poe
Contractor: Grade Line Construction, LLC
Start Date: 10.23.23 for TMUA-W 21-08, last phase of work
Completion Date: TBD

- Paving Phases 1 and 2 (Areas 1,2 ,3 4, 5, 6A & 6B, and 9) completed 12.31.2020
South parking area parking and parking completed 03.08.22.
Approximately \$300K remaining in budget for Fire Line extension / elements, control valves and fire hydrant replacements in last phase of work = TMUA-W 21-08.
Valves have been potholed and were manufactured for installation, received mid-October 2023.
Work started 10.23.23, 75% complete as of 12.08.23.
All but 2 locations complete, 2 valves to be delivered to site before work can begin, 1 valve has long lead time.

8. Project No. 170045

Project Name: Airport Infrastructure – AA (American Airlines)
Representative: Mary Kell, COT
Total Funding: \$ 14,500,000.00
Available Funding: \$ 14,500,000.00
Design Firm(s): FSB, Allana Buick & Bers Inc.



MEMORANDUM
DEPARTMENT OF CITY EXPERIENCE

Contractor (s): The Ross Group Corp
Start Date: 12.02.2020
Anticipated Completion: TBD

- Agreement with list of projects signed by Mayor 12.02.2020
- Projects:
 - Tail Slot: \$ 2,122,396.00 completed 01.08.2019
 - Hangar 80 Re-Skin: \$ 1,497,343.63 100% billed
 - AAERO APU: \$ 2,005,980.69 99.9% billed
 - Master Plan \$ 416,318.92 100% billed
 - Plating Shop Roof, MAU \$ 2,405,000.00 100% billed
 - CUP Cooling Tower & Hangar 6 Cooling Tower \$ 5,925,356.76 97.2% billed

Total billed: \$14,202,562.24 – overall 97.9% - **adjustments of billing between 5 projects received 01.11.24.**

9. Project No. 170050

Project Name: Tulsa Zoo Elephant Exhibit
Representative: Lindsay Hutchinson, TZMI, Gary Schellhorn, COT
Total Funding: \$ 25,000,000.00
Available Funding: \$ 25,000,000.00 (City) + \$7.6M (TZMI) = \$32.6 M
Design Firm(s): Selser Schaefer Architects dba Narrate
Construction Manager: Nabholz Construction
Start Date: 04.04.22
Scheduled Completion: Spring 2024
Anticipated Completion: Spring 2024

- Current construction budget is \$32 million.
- \$20M of \$25M was previously allocated for Elephants with remaining \$5M originally allocated for front entrance.
- TZMI has requested remaining \$5M to go towards Elephants, TZMI will fund remaining \$7.8M for Elephants.
- Total budget for Elephants is now \$32,682,000, fundraising is complete.
- TZMI amendment approved by Board the week of 06.05.23 to eliminate cap on TZMI private fundraising, City funding is capped.
- IOT (Improve our Tulsa) 2 to provide \$6M to front entrance in FY25 / FY26.
- **Amendment 3** with Nabholz for remaining construction funding identified in the Interlocal agreement **approved at 01.17.24 PCSSC, processing for Mayoral signature.**
- Construction of the Elephant Barn:
 - The Barn construction is substantially complete.
 - Punch List inspections are being performed and the reports are being submitted to the Contractor for corrections **completed.**
 - The elephants will be transferred into the Barn once all construction is completed **(final cage work completion is pending). Development Services issued the Certificate of Occupancy 01.09.24.**
 - Construction on the existing Elephant Exhibit will begin once the elephants are transferred into the new Barn.



MEMORANDUM
DEPARTMENT OF CITY EXPERIENCE

- Site work:
 - Faux stonework at train tunnel is installed, elevated walkway fencing and lighting in progress, site utilities continue, site containment fencing continues, shade structure installed, grading ongoing at south end of site. **ongoing**

10. Project No. 170055

Project Name: Langston Healthcare Professions Complex
 Representative: Blake Allen, Flintco, Phil Thomas & Kirby Crain, OSU-LRFP
 Total Funding: \$ 16,250,000.00
 Available Funding: \$ 16,250,000.00
 Design Firm(s): Beck
 Construction Manager: Flintco, LLC
 Start Date: 06.01.2020
 Scheduled Completion: 11.30.2021
 Anticipated Completion: 11.30.2021 (Spring 2023 with all amenities)

- OSU - LRFP (Long Range Facilities Planning) providing project oversight
- Certificate of Occupancy received week of 12.21.21
- All work and training completed for new building 10.31.23
- Final work to be done includes sealing windows and skylight on existing building. Work expected to take 4-5 weeks **from approval to start date of early December 2023**, weather permitting, January / **February 2024** is projected.

11. Project No. 170060

Project Name: BMX National Headquarters
 Representative: Ryan O’Neil, Nabholz, Shane Fernandez, BMX
 Total Funding: \$ 23,000,000.00
 Available Funding: \$ 23,000,000.00
 Design Firm(s): Todd Architecture Group
 Construction Manager: Nabholz Construction
 Start Date: 06.01.2020
 Scheduled Completion: 12.09.2021
 Anticipated Completion: Spring 2022 / Fall 2022

- Funding - Vision (\$15 M), TPA (\$2 M), Hardesty (\$1.5 M), UCAT Vision (\$3.6 M) EDIF (\$900 K) = \$23 M total
- Leasehold with BMX began 03.01.22.
- Rezoning for BMX and Evans entire property completed December 2022
- Plat items:
 - TMAPC held 12.06.23 and approved the BMX Minor Subdivision Plat.
 - Plat will next go through signing process to be filed at courthouse. **Awaiting full-size signed sheets from consultant and surveyor as of 01.16.24. Legal, Public Works, Council and Mayor to sign next.**

12. Project No. 170065

Project Name: South Mingo Corridor
 Representative: Patty Parks, COT
 Total Funding: \$ 15,000,000.00



MEMORANDUM
DEPARTMENT OF CITY EXPERIENCE

Available Funding: \$ 15,000,000.00
Design Firm(s): Benham Design, LLC (170065), Garver (170065A), Poe (170065B)
Contractor: APAC Oklahoma (170065)
Start Date: 08.19.2019 (First Phase, 71st to 81st on Mingo)
Scheduled Completion: 10.27.2020
Completion: 07.28.22 (First Phase, 71st to 81st on Mingo)

- First Phase: 71st to 81st on Mingo (Project 170065) – complete as of 01.31.23
- Second Phase: 91st from Mingo to Memorial (Project 170065A)
- Garver is consultant
- 404 permit submitted to USACE on 10.11.21, will get 404 permit before project goes out to bid. Preliminary 404 mitigation cost is approximately \$1.1M
- NWP (Nationwide Permit) approved by USACE 09.12.22, valid until 03.14.26.
- Honey Springs Mitigation Bank credit cost \$973,706.50, agreement signed 12.14.22
- Construction funding in Improve Our Tulsa 2 - \$10.7 million
- Right-of-way: (20 parcels identified originally: 6 closed, 5 are pending closing, 1 in condemnation, and 8 removed) and utility work underway. **ongoing**
- Projected construction starts: Winter 2024 – ongoing (after ROW and utility relocates)
- Third Phase: 81st to 91 on Mingo (Project 170065B)
- Poe is consultant, Contract fulfilled at 60% plans: contract complete 09.01.2020
- Estimated construction cost is \$ 9 M, does not include ROW or utilities
- Construction funding in 2026 (earliest). Design to be completed at a later date.

13. Project No. 170070

Project Name: Public Schools Safety First Initiative
Representative: Andy Stroud, COT
Total Funding: \$ 14,500,000.00
Available Funding: \$ 14,500,000.00
Design Firm(s): Lee Engineering, LLC
Contractor: R & L Construction (Bid package 4)
Start Date: 02.07.23 (Bid package 4)
Scheduled Completion: TBD

- Bid package 1, 2 and 3 – complete
- Bid package 4
 - Project consists of signing, pavement marking, sidewalks, drainage improvements, pavement, lighting, and traffic signal improvements at Priority 3, 4, and 5 schools, and bus shelter construction at Priority 1-5 schools.
 - Change Order to reduce number of site and/or scope of work to fit within budget defined by TPS. Bid award on Mayor’s agenda 01.04.23
 - Pre-work held 02.07.23
 - 4 sites left to complete as of 12.08.23
 - All sites need sealant installed, **ongoing**



MEMORANDUM
DEPARTMENT OF CITY EXPERIENCE

14. Project No. 170080

Project Name: Citywide Commercial Revitalization
Representative: Michelle Barnett and Spencer Mitchell, Partner Tulsa
Total Funding: \$ 3,600,000.00
Available Funding: \$ 1,454,393.39 remaining
Design Firm(s): Place Dynamics, Inc., Medium Giant

- Retail Market Study by Place Dynamics, Inc. (\$125K) completed January 2019
 - Will inform use of Commercial Revitalization fund, as well as assist Route 66 Commission in targeting Route 66 funds
- **Project 1: Business Resilience and Recovery Fund** - \$1.1 million Total.
 - Reimbursement from CARES act dollars is expected to fully fund the Commercial Revitalization Strategy.
 - All funds disbursed (\$1.1million)
 - City has received \$531,589.55 as of 07.01.23 in repayments
- **Project 2: Retail Revitalization Revolving Loan Fund** - \$1.5 million Total (formerly Bus Rapid Transit Revolving Loan Fund)
 - \$69,200 loaned to date, \$1,430,800 remaining obligated to loan
 - TEDC is evaluating projects for program and providing low to zero interest loans, continued conversations with TEDC on funding utilization.
 - Policy updates to expand availability of loans advanced through Council November 2023 as part of a comprehensive update to incentive policies.
 - Policy changes to affect how funds are dispensed have been made to match TEDC’s usual lending guidelines with the goal of increasing fund utilization.
 - **3 new applications for loans received and being processed by end of February 2024.**
- **Project 3: Destination Districts** - \$250K Total.
 - \$32K spent, \$218K left to spend
 - COT administering (Samantha Extance with Department of City Experience): Greenwood, Route 66, Kendall Whittier, and Global District (formerly International District) (21st & Garnett area).
 - Transitioning management of this contract to Samantha.
- **Project 4: Communications Strategy** - \$400K Total.
 - \$100K spent, \$300K left to spend
 - \$100K – Medium Giant media strategy consultant
 - Launch of a \$150K - \$300K marketing campaign paused until Partner Tulsa hires a Director of Retail Recruitment – offers made, no hires yet **ongoing**
 - Once hired, this person will take a comprehensive look at commercial revitalization efforts and the use of remaining funds – planning to have Director hired as candidates can be found **ongoing**

15. Project No. 170080

Project Name: Route 66 Beautification & Reinvestment
Representative: Dennis Whitaker, COT
Total Funding: \$ 3,700,000.00
Available Funding: \$ 810,000.00 (\$265K each year through 2028)
Design Firm(s): COT staff



MEMORANDUM
DEPARTMENT OF CITY EXPERIENCE

- Route 66 Commission and COT staff providing oversight.
Retail Market Study informed targeted funding uses on corridor
Uses include marketing, wayfinding, facade grants, neon sign grants and project maintenance.
61 neon sign grants in various stages of contracting through installation: Total for neon signs: \$1,093,219.47 total costs, \$378,720.40 total grants.
Neon sign grant requires applicant to be property owner(s) or commercial lessee(s). If a lessee, the Application must include the property owner(s) signature on the Application.
'Shop Saturday' monthly event continues ongoing
Special Event Grant Draft - Press conference held 01.10.23 to launch the program some inquiries, no applications yet
Legal department pursuing a trademark designation for Tulsa as, 'Capital of Route 66'. The U.S. Patent & Trademark Office published notice on 01.02.24 and provides 30 days for comment.
OK Tourism and ODOT created a standard statewide historic Route 66 marker sign. Approximately 125 locations, signs have been installed by Action Safety Supply, replacement of existing Route 66 signs, project is complete.
RFP for Marketing Undaunted contract signed 08.10.23.
Commissioners and the Undaunted team toured the Route on 11.04.23.
Avery Centennial Plaza: the 28 original bollards are in various declined conditions or missing and will be replaced. Five overstocks will be included for future needs. Park staff will provide the labor for installation. Bids received 10.18.23, project re-bidding with bids due 01.24.24.
The 2024 holiday Twinkle Tour was successful

16. Project No. 170085

Project Name: Peoria-Mohawk Business Park
Representative: Josh Miller, GKFF, Cassia Carr, COT
Total Funding: \$ 10,000,000.00
Available Funding: \$ 3,860,000.00 remaining
Design Firm(s): Cedar Creek (no Vision funding)
Contractor: Crossland Heavy
Start Date: 10.22.2020 (Bid package 3)
Scheduled Completion: 10.31.2021
Completion: 05.15.22 (packages 1, 2 and 3).

- Bid package 1 - mass grading with earth change permit - completed 04.30.2020
Bid package 2 - public road and site utilities - completed 09.30.2020
Bid package 3 - scope is water line, paving, storm and sidewalks / trail for Mohawk Blvd and the Utica cul-de-sac off 36th street North
Crossland change order for time additional work (fencing, sidewalk, retaining walk etc.) \$31K and time given for weather and repair of 30-inch waterline by others. Completed 05.15.22.
Ribbon cutting for Muncie to be scheduled, delayed due to supply chain issues. Planning to have after Phase II is complete (now in progress) timing TBD



MEMORANDUM

DEPARTMENT OF CITY EXPERIENCE

- 61.4% of \$10 million has been expended.
- **Received comments on the IDP permit from the City week of 01.08.24.**
- **Comments to be addressed soon and a permit issued February 2024, once comments are received, reviewed and accepted.**
- **Bidding to occur in March 2024 once permit is issued.**
- **Scope of project includes connecting Utica Ave back out to 36th St N, installing both an 8” water and an 8”sanitary sewer main line, storm drainage and a sidewalk extension along Mohawk.**

17. Project No. 170100

Project Name: Air National Guard 138FW MTC (Mission Training Center)
 Representative: Mary Kell, COT
 Total Funding: \$ 9,400,000.00
 Available Funding: \$ 9,400,000.00
 Design Firm(s): LWPB Architects
 Construction Manager: Crossland Construction Company, Inc.
 Start Date: 07.01.2018
 Scheduled Completion: 07.01.2020 (Building operational)
 Completion: 01.31.2021

- Artist Agreement executed 03.23.23.
- MOU between TAIT, City and TASM executed 04.05.23
- Artist submitted drawings 09.12.23.
- Meeting with stakeholders held 11.30.23, location of art at TASM moved from sidewalk to next to main entry in front of flagpoles to better allow for use of sidewalk (ADA access and moving TASM equipment back and forth on site).
- Concrete pad to be poured for artist’s bench using art contingency funds.
- **Pre-construction meeting for concrete pour to be scheduled once COI is provided to Airport for concrete work.**
- **Art bench is 85% complete (fabrication off-site).**

18. Project No. 170145

Project Name: **Vision Arts - Tulsa Arts Commission**
 Representative: Juniper Hentz, COT
 Total Funding: \$ 2,250,000.00
 Available Funding: \$ 900,000.00

- 1st round of artist grants totaling \$300K, 29 agreements signed by Mayor 09.02.2020
- 2nd round of grants totaling \$300K, 33 agreements approved by Mayor 03.03.2021.
- 3rd round of grants totaling \$150K, 12 agreements approved by Mayor 06.08.2022
- 4th round of grants totaling \$150K (Vision Arts 4) 21 agreements approved by Mayor 08.14.23.
 - Organizations have from 07.01.23 until 06.30.24 to use funding for Eligible Expenses.
- 5th round of grants totaling \$150K RFP: **34 responses received 12.22.23**
 - **IRP (independent Review Panel) names were received by Arts Commission members 01.16.24**



MEMORANDUM
DEPARTMENT OF CITY EXPERIENCE

- IRP recommendations scheduled for 03.11.24 Arts Commission meeting
- <https://tulsaplanning.org/docs/visionarts/Vision-Arts-5-Program-Guide.pdf>



Vision Tulsa Gilcrease Museum




GILCREASE MUSEUM
Thomas Gilcrease Institute of American History and Art

Weekly Construction Update



Main building view
-- Metal panel substructure in progress --




Atrium progress continues. Architectural CCD for new light fixtures has been received.




Amphitheater concrete and rough-in construction continue.



W01 glass installation is in progress.



LL3 painting is in progress.



Stone veneer progress continues on the LL2 grand stair interior.



GILCREASE MUSEUM
Thomas Gilcrease Institute of American History and Art

Vision Tulsa Gilcrease Museum



Weekly Construction Update




LL2 gallery framing and rough-in in progress




L1 gallery framing and rough-in in progress




L2 gallery drywall and rough-in in progress.



LL2 gallery framing and rough-in in progress



L1 gallery framing and rough-in in progress



L2 gallery framing and rough-in in progress.



GILCREASE MUSEUM
Thomas Gilcrease Institute of American History and Art

Vision Tulsa Gilcrease Museum



Weekly Construction Update

Site Aerial View



(Drone flight: 1/4/24)

Upcoming Work

- Continue Rough-In for MEP/FP on all levels
- Continue Misc. Structural Steel & Handrails
- Continue Painting on LL3
- Continue Interior Framing & Sheetrock on LL2-L2
- Finish Amphitheater Concrete Placement
- Continue Freight Elevator Installation
- Start LL1 North Window Installation
- Continue Exterior Metal Panel Installation
- Finish Stone Veneer on South Facade
- Continue Interior Stone Veneer
- Start Stone Veneer on West Facade
- Install W03 "portal" Window Frames
- Finish Glass Install at W01, W07, W08

Public Safety and Economic Development

Attendees:

Kathy Sebert
Linda Jenkins
Steve King
Ashley Webb
Mareo Johnson
Scott Asbjornson
Paul Hassink
Deborah McKinney



MEMORANDUM
DEPARTMENT OF CITY EXPERIENCE

DATE: January 9, 2024
TO: STOC Committee
FROM: Mary Kell, AIA, Department of City Experience
**SUBJECT: PUBLIC SAFETY, URBAN DEVELOPMENT AND EQUIPMENT
PROJECT UPDATES**

Projects list

2006 Sales Tax (6009)

- | | |
|--------------------------------|--|
| 1. 067520, 040430-7, &TAC 1011 | Route 66 Xperience |
| 2. 065100, Contract 32 | Misc. Electrical, Mechanical Services Citywide |
| 3. 065100, Contract 31 | Misc. Structural Engineering Services Citywide |

2014 Improve Our Tulsa (6014)

- | | |
|------------------------------------|--|
| 4. 145100, SP 22-12A, & SP 22-12B: | ADA Transition Plan - Buildings |
| 5. 145200 | ADA Transition Plan – Hunter Park |
| 6. 145300, SP 22-11 | Public Facilities – OTC Recarpet Solar Well Stairs |
| 7. 145400 | Public Facilities – Roofing |
| 8. SP 21-1 | PAC Renovations, Phase 2 |
| 9. SP 16-1-1453XX | PAC Renovations |
| 10. 146240 | Tulsa Fire Department Facilities |
| 11. 146120 | Tulsa Police Department, Uniform Divisions Renos. |
| 12. 145500 | Animal Shelter Expansion, Phase I |
| 13. 146110 | Police Academy Reno / Police Courts Compstat |
| Bldg | |
| 14. SP 16-10-1400XX | EMD Facilities Maintenance & Upgrades |

2019 Improve Our Tulsa II

- | | |
|-----------------------------|---|
| 15. SP 21-5, 2234B00006 | Citywide Public Facilities - Roofs |
| 16. 2234B00007 | Animal Shelter Expansion, Phase II |
| 17. 2234B00008, SP 22-01 R2 | OTC Parking Garage Repairs |
| 18. 2234B00024 | Citywide Public Facilities Rehab / Repair |
| 19. 2234B00025 | ADA Improvements for City Facilities |
| 20. 2244B00027 | ADA Improvements for City Parks |

Funding pending

- | | |
|----------------|---|
| 21. 2234B00028 | Police Courts Building |
| 22. 2234B00029 | 600 Civic Center – Equipment Relocation |



MEMORANDUM
DEPARTMENT OF CITY EXPERIENCE

1. Project No. 067520, 040430-7, and CP 23-13

Project Name: Route 66 Interpretive Center
Location: 815 S Riverside Drive
Representative: Cassia Carr, Ellen Ray and Jason Brock, COT
Total Funding: \$ 5,000,000
Available Funding:
Design Firm(s): TBD
Contractor: TBD
Start Date:
Anticipated Completion: TBD

- Sharp Development selected 05.05.23 to develop project, later withdrew in August 2023.
- **Property report ordered 01.09.24, scheduled to be received by mid-February 2024**
- **Survey and title opinion to be ordered once property report is received.**
- **Goal to issue 3 RFPs by March 2024:**
 - **Art / Roadside attraction**
 - **Interactive Technology**
 - **Overall Site Development**

2. Project No. 065100, Contract 32

Project Name: Misc. Electrical, Mechanical Services Citywide
Representative: Mary Kell, COT
Total Funding: \$
Available Funding: \$ 37,700
Design Firm(s): Cyntergy

- Projects to be assigned as need arises, on-call services

3. Project No. 065100, Contract 31

Project Name: Misc. Structural Engineering Services Citywide
Representative: Mary Kell, COT
Total Funding: \$ 75,000
Available Funding: \$ 10,000
Design Firm(s): Wallace Design Collective

- Projects to be assigned as need arises, on-call services
- New contract for \$75,000 in place as of June 2023
- **Consultant preparing final pay information to close out old contract, 01.09.24**

4. Project No. 145100, SP 22-12A: Municipal Courts Building & SP 22-12B: OTC

Project Name: ADA Transition Plan - Buildings
Representative: Jason Brock, COT
Total Funding: \$ 1,275,000
Available Funding: \$ 625,000
Design Firm(s): GH2
Contractor: TBD



MEMORANDUM
DEPARTMENT OF CITY EXPERIENCE

Start Date: TBD

- Mylars for bidding routed for review 11.09.23
- **Bid package under review 01.09.24, advertising 2 projects together, February 2024**

5. Project No. 145200

Project Name: ADA Transition Plan – Hunter Park
 Representative: Jason Brock, COT and Gary Schellhorn, City consultant
 Total Funding: \$1,140,000
 Available Funding: \$ 166,000
 Design Firm(s): McIntosh
 Contractor: TBD
 Start Date: TBD
 Anticipated Completion: TBD

- 65% plans received 05.05.23
- 95% plans received 08.11.23, revised 95% plans received 09.15.23
- Tree root zone issues to be incorporated into plans, 10.12.23.
- Comments from City to consultant sent back 11.09.23
- **Parks reviewing drawings 01.04.24 for feedback to consultant**

6. Project No. 145300, SP 22-11, IFB 23-426

Project Name: Public Facilities – OTC Recarpeting Solar Well Stairs
 Representative: Mary Kell, COT
 Total Funding: \$3,295,000
 Available Funding: \$1,710,000
 PO for carpet: \$ 160,905.68
 Design Firm(s): GH2
 Construction Manager: L&M Office Furniture, LLC
 Start Date: **12.15.23**
 Anticipated Completion: TBD

- PO No. 232342 executed 06.22.23
- Carpet received 11.07.23, Pre-work held 11.28.23
- **Work started 12.15.23 in northeast solar well, floors 11-14 installed**
- **Work to be reviewed by GH2 and City staff as work progresses, and for final punch once all is completed.**

7. Project No. 145400

Project Name: Public Facilities – Roofing, project numbers below
 Representative: Max Wells, COT
 Total Funding: \$ 3,000,000.00
 Available Funding:
 Design Firm(s): Cyntergy, LLC, & SGA Design Group, PC
 Contractor: Various



MEMORANDUM
DEPARTMENT OF CITY EXPERIENCE

Location	Project #	Status	Consultant	Funding Source
EMF Roof (Electronics Maintenance Facility)	SP 17-05	Contractor: Lowry Construction Contract amount: \$1,089,999.67. 10.12.23: Working on punch list items, damaged building louvers repair/replacement. 01.08.24: Damaged louvers replaced. Construction complete.	SGA	IOT-1 (145400) and IOT-2 (2234B00006) Facilities Roofing
Lacy Rec. Center	SP 21-2	Contractor: American Roofing Construction. Contract amount \$481,100.00. Roof has been completed. 10.12.2023: HVAC install complete, punch list working. 12.06.23: walkthrough revealed additional punch list items to be corrected, Punchlist items working.	SGA	TIF (7239000)
TFD Station #23 & #25	SP 17-17, SP 17-18	Contractor: Sooner Recon Contract amount: \$708,135.00. Pre-Construction held 07.14.23 Submittals reviewed and approved 09.15.23, Construction underway.	Cyntergy	IOT-2 (2234B00006) Facilities Roofing and IOT-2 (2234B00024) Public Facilities Rehab
Mohawk Admin Bldg	SP 22-15	Contractor: Sooner Recon. Contract amount \$1,072,344.00. Construction Contract executed on 07.19.23. Pre-work held October 2023, Construction continues.	SGA	TMUA

8. Project No. SP 21-2

Project Name: PAC Renovations, Phase 2 Office Renovations
 Representative: Max Wells, COT
 Total Funding: \$
 Available Funding: \$
 Design Firm(s): Beck Design
 Contractor (s): Magnum Construction
 Start Date: 09.18.23
 Anticipated Completion: TBD

- Construction contract with Magnum executed 06.28.23 for \$870,512.
- Construction / demolition underway 10.12.23



MEMORANDUM
DEPARTMENT OF CITY EXPERIENCE

- Demolition complete 11.07.23, wall framing and gyp board about 80% installed
- Framing and ceiling grid installed, **construction continues.**

9. Project No. SP 16-1-1453XX

Project Name: PAC Renovations
 Representative: Mary Kell, COT
 Total Funding: \$
 Available Funding: \$ 1,861,694.12 (balance of CEI contract)
 Design Firm(s): Matrix (closed business late 2022)
 Contractor: CEI, new contractor to be selected
 Start Date: TBD
 Scheduled Completion: TBD

- City filed suit in June 2022 – Case No. CJ-2020-2561
- City served with discovery requests, mediation followed in June 2022
- An updated listing of incomplete and or tasks to be redone was sent by City via mediator on 07.15.22, 08.04.22 and 11.18.22 (no response from CEI’s side)
- One year deadline to suits was 07.08.23
- City refiled suit against CEI in August 2023 – new case number CJ-2023-2334
- Meeting held 10.31.23 to review Agreement with mediator from proposed third-party architectural services needed to finish the project.
- **Third party architect requested list of items to review, City provided balance of documents 01.05.24 for third-party architect’s review.**

10. Project No. 146240

Project Name: Tulsa Fire Department Facilities – Rehabilitate garage, training center, storage and supply at 1760-1790 Newblock Drive, HVAC and external building repairs
 Representative: Max Wells, COT
 Total Funding: \$ 2,000,000
 Available Funding: \$ 1,757,000
 Design Firm(s): BKL
 Contractor:
 Start Date:
 Scheduled Completion:

- Worked with Stormwater Design on flooding issues, 2023
- **Partial design completed 08.11.23, then project halted, TFD to move to Public Safety Center with IOT 3 funding**

11. Project No. 146120

Project Name: Tulsa Police Department, Uniform Divisions Renovations
 Representative: Max Wells, COT
 Total Funding: \$ 3,000,000 plus \$300,000 ADA funding
 Available Funding: \$ 2,609,000 plus \$300,000 ADA
 Design Firm(s): BKL
 Contractor: TBD
 Start Date: TBD



MEMORANDUM
DEPARTMENT OF CITY EXPERIENCE

Scheduled Completion: TBD

- Pre-mylar plans submitted 07.14.23
- Partial design completed then project halted in August 2023, TPD to move to Public Safety Center with IOT 3 funding.
- **Consultant revising plans to remove MVD from plans, then will be bid with reduced scope.**

12. Project No. 145500

Project Name: Animal Shelter Expansion, Phase I
 Representative: Max Wells, COT
 Total Funding: \$ 13,884,552.29
 Available Funding: \$ 13,884,552.29
 Design Firm(s): GH2
 Construction Manager: Timberlake Construction
 Start Date: TBD
 Scheduled Completion: TBD

Animal Shelter Expansion Ph 1 & 2 145500		
Project #	PROJECT FUNDING	
145500	IOT Ph-1-Ordinance Amount / Allocated Budget	\$2,750,000.00
145500	Spent on Crematorium	-\$89,980.00
145600	Transfer from Ventilation Project	\$44,532.29
2234B00007	IOT Ph-2-Ordinance Amount / Allocated Budget	\$2,080,000.00
	ARPA County	\$500,000.00
	ARPA City	\$2,500,000.00
	Supplemental Appropriation Budget Amendment: Fund 405	\$6,100,000.00
	Total Project Funding	\$13,884,552.29

- 36th Street North and west of Sheridan new site selected March of 2023
- Consultant design review meetings held 05.03.23, 05.17.23, 05.21.23 and 07.26.23.
- 25% plans submitted 07.26.23, and were reviewed and approved.
- Progress meeting held 10.05.23, estimate rejected for incompleteness
- Interior design presented to user group on 11.07.23.
- Efforts to reduce cost ongoing.
- **Estimate by CM submitted 12.22.23 and is under review**
- **Working with City IT and Security for computers, security cameras, access control.**

13. Project No. 146110

Project Name: Police Academy Renovation / Police Courts / Compstat Building
 Phase II: Elevators, building envelope and roofing
 Representative: Max Wells, COT



MEMORANDUM
DEPARTMENT OF CITY EXPERIENCE

Total Funding: \$ 4,004,000
Available Funding: \$ 1,096,000
Design Firm(s): BKL
Contractor: Various
Start Date:
Scheduled Completion: TBD

- Facilities Maintenance is coordinating upgrades to facilities:
 - Elevator work complete
 - Additional jail elevator work performed
 - HVAC renovations – upgrading coils, valves and controls
 - Plumbing upgrades – replacing galvanized pipe with pex
 - Interior and exterior lighting
 - Repair of police courts roof due to wind damage

14. Project No. SP 16-10-1400XX

Project Name: EMD Facilities Maintenance & Upgrades
Representative: Max Wells, COT
Available Funding: Project 140070: \$ 144,000 balance
Available Funding: Project 140080: \$ 820,000 balance
Design Firm(s): BKL and Cyntergy
Contractor: Various

- Projects scoping meeting held 01.26.22 – Cyntergy prepared design documents for generator replacement at Newblock, PO processed and sent to vendor.
- New AC unit requested 05.12.22 for 1720 Newblock Parts Room, PO processed for purchase and install
- EMD requested a new monitoring system for leakage of hydrocarbons, PO being prepared.
- Above ground piping and fuel tank blasting and painting due to corrosion PO being processed.

15. Project No. SP 21-5, 2234B00006

Project Name: Citywide Public Facilities - Roofs
Representative: Max Wells, COT
Total Funding: \$ 2,400,000
Available Funding: \$ 400,000
Design Firm(s): GH2, BKL, JCJ
Contractor: Lowry

- EMF roof – Construction contract: \$616,909.30
 - **95% complete**
- Reed Park Roof Replacement
 - **Design ongoing by GH2**
- East Yard Water Distribution Satellite Office Roof
 - **Bids opened 12.15.23.**
- AB Jewell Maintenance Building Roof Replacement
 - **Preparing for bidding in January / February 2024**



MEMORANDUM
DEPARTMENT OF CITY EXPERIENCE

16. Project No. 2234B00007

Project Name: Animal Shelter, Phase II
Representative: Max Wells, COT

- Combined with Project #145500 listed above

17. Project No. 2234B00008, SP 22-01, R2

Project Name: OTC – Parking Garage Repairs
Representative: Sam Ray, COT
Total Funding: \$ 1,000,000
Available Funding: \$ 275,000
Design Firm(s): Wallace Design Collective
Contractor: Impact
Start Date:
Scheduled Completion:

- Final walk through held 02.23.23
- **Awaiting closeout documents.**

18. Project No. 2234B00024

Project Name: Citywide Public Facilities Rehab / Repair
Representative: Sam Ray, COT
Total Funding: \$ 7,000,000
Available Funding: \$ 2,610,000

- Facilities Maintenance working with a Heat and Air company to review various sites for HVAC upgrades
- Replaced 15-ton HVAC unit at Animal Welfare building 07.31.23

19. Project No. 2234B00025

Project Name: ADA Improvements for City Facilities
Representative: Mary Kell, COT
Total Funding: \$ 5,000,000
Available Funding: \$ 1,250,000

- **Review of ADA building sites to be renovated to be reviewed early 2024**

20. Project No. 2244B00027

Project Name: ADA Improvements for City Parks
Representative: Gary Schellhorn, City consultant
Total Funding: \$ 3,000,000
Available Funding: \$ 1,050,000

- **Review of ADA park sites to be renovated to be reviewed early 2024**



MEMORANDUM
DEPARTMENT OF CITY EXPERIENCE

21. Project No. 2234B00028

Project Name: Police Courts Building
Representative: Mary Kell, COT
Total Funding: \$ 1,000,000
Available Funding: \$ 0

- **Review of funding timing to be reviewed early 2024**

22. Project No. 2234B00029

Project Name: 6—Civic Center – Equipment Relocation
Representative: Mary Kell, COT
Total Funding: \$ 200,000
Available Funding: \$ 0

- **Review of funding timing to be reviewed early 2024**

**Tulsa Fire Department
Sales Tax/Bond Projects Report
01/01/2024**

Mike Mallory
Physical Resource Chief
Office 918-596-1230
Mobile 918-527-0262
mmallory@cityoftulsa.org

Two Specified Ladders

P.O. #220464

Combined Total of \$2,975,905.94 Funded by IOT-2

The two new aerials were inspected the week of December 18th and were delivered to Tulsa on December 29th. Both Ladders will begin the process of being prepared for service.



Eight Engines

P.O. 221308

Combined Total of 7,210,986.16 Funded by ARPA

Funded through ARPA, Eight Engines were ordered from Pierce Manufacturing on 1/26/2022. A pre-construction meeting is likely to be scheduled at the manufacturing facility during the same week as the final inspection of the two ladders in late October 2023. Completion in the manufacturing process is expected in late spring or early summer 2024. Personnel are currently at the manufacturing facility for pre-construction of the apparatus. The apparatus are expected to be completed in late spring or early summer of 2024. No new activity

Two Aerials

P.O. 221309

Combined Total of \$3,077,455.08 Funded by ARPA and IOT-2

Funded through ARPA, the two Ladders were ordered with the Engines from Pierce Manufacturing on 1/26/2022. Delivery is expected in the summer of 2024. Personnel are currently at the manufacturing facility for pre-construction of the apparatus. The apparatus are expected to be completed in late spring or early summer of 2024. No new activity.

Technical Heavy Rescue

P.O. 232194

Estimate \$2,006,959.45 Funded by SAFER savings

Delivery is expected in February of 2026. No new activity.

Extended Cab Air Trucks

P.O. 232195

Estimated Total \$689,858.66 Funded by SAFER savings

Two F-550 extended cab 4x4 mini-rescue body Air Trucks.

Delivery is expected in December 2025. No new activity.

HazMat Air Truck (Small)

P.O. 240318

Estimate \$367,274.41 Funded by IOT-2

One F-550 crew cab 4x4 mini-rescue body HazMat Air Truck

Delivery is expected in June 2026. No new activity.

Stock Heavy Rescue Truck for HazMat (Full Size)

Requisition 20241090

P.O. 241129

Estimate \$758,619.41


Funded by IOT-2

Pierce Saber Cab Heavy-Duty Rescue (HDR) without equipment.

Awaiting a P.O. 241129

Expected delivery March 2024

The apparatus is in production at the Bradenton, Florida manufacturing plant. Unlike apparatus being produced in Appleton, WI, photographs of the construction are not readily available. The attached is an image from the graphics approval documents.



Four Stock Engines

Requisition 20241097

P.O. 241130

Combined Estimate \$3,629,403.04

Funded by IOT-2 plus \$906,036.94 from

SAFER savings

Pierce Enforcer Cab Pumpers without equipment

Awaiting a P.O. 241130

Expected delivery December 2024

No new activity

Stock Mid-Mount Aerial Platform

Requisition 20241088

P.O. 241128

Estimate \$2,160,811.97

Funded by IOT-2

Pierce Enforcer Cab 100-ft. mid-mount aerial platform

Awaiting a P.O. 241128

Expected delivery December 2024

No new activity



INTEROFFICE CORRESPONDENCE

TO: Sales Tax Oversight Committee (STOC)
FROM: Deputy Chief Dennis L. Larsen
DATE: January 09, 2024
SUBJECT: Tulsa Police Fleet Activity



Fiscal Year 2024 Tulsa Police Fleet Vehicles

- 58** -New Ford Police Interceptors have been ordered for FY24.
- 18** – Have been received.
- 13** - Have been outfitted and placed into service.
- 5** - Are still being outfitted.

- 10** - Ford F150 Trucks ordered, All 10 have been and received and placed in service.
- 1**– Ford F250 Truck has been ordered for the Explosive Detection K9 Unit.

- 1** - Ford Transit Van ordered. It has been received and placed into service.

Police 1 - Tail Number: N301TP -

Is a 2013 Airbus AS350B2 is currently being offered for sale through a broker.

Police 2 - Tail Number: N302TP - 2019 Airbus AS350B3 and is fully operational.

New helicopter: City of Tulsa Purchase Order **231494** was issued on December 22, 2022, for a 2023 Airbus H125. This aircraft will replace our current Police 1, the 2013 Airbus AS350B2 listed above. It has been built and is being outfitted in Louisiana for TPD. The projected delivery is by March 2024.



Parks

Attendees:

Kathy Sebert
Linda Jenkins
Steve King
Ashley Webb
Mareo Johnson
Scott Asbjornson
Paul Hassink
Deborah McKinney

Parks STOC Report

1/11/24

Submitted To: Public Safety, Urban Development and Equipment Subcommittee Sales Tax Overview Committee

Submitted By: Gary Schellhorn, Tulsa Parks Department Consultant

1. McCLURE PARK SLIDE / PLUNGE POOL (147500-1R)
 - 7440 E. 7th Street – District 3
 - 2014 Sales Tax – part of McClure Pool Reconstruction Project (\$406,000)
 - Old slide tower removed starting April 26, 2023.
 - Project provides shade shelter with tables and benches that can be used for the pool patrons.
 - **Conceptual design costs have been confirmed by contractor and manufacturer prices. GH2 Architects is scheduling preparation of construction documents for bidding.**

2. SAVAGE PARK IMPROVEMENTS (147230)
 - 17800 E. 21st Street – District 6
 - 2014 Sales Tax
 - Budget: \$120,000 (\$15,000 in FY2019 and \$105,000 in FY2020)
 - Consultant: Method Architecture
 - Design Fees: \$22,173.63
 - Scope of work: HVAC improvements, flooring, painting, and roofing at Savage Park Concession, Restrooms.
 - **Work is being completed by Purchase Orders through City annual contractors.**

3. WOODWARD PARK IMPROVEMENTS (147250)
 - 2324 S. Rockford Ave. – District 4
 - 2014 Sales Tax (147250.ArchEngr.)
 - Budget: \$4,850,000 (\$870k in FY20 and \$3,980k in FY21)
 - Consultant: LandPlan Consultants, Inc.
 - Kick-off meeting was held June 10, 2020.
 - 100% design was submitted on April 21, 2023. Staff has reviewed documents in preparation for advertising for bids. Review comments have been submitted to the Consultant.
 - Tree damage from the June 2023 storm has been coordinated with the Consultant.
 - **Final review with consultant was held December 14, 2023. Changes to the irrigation system and civil work are to be made to protect the root zones of existing trees.**
 - **Final Bidding Documents are scheduled to be submitted in March 2024.**
 - **Advertising for bids is scheduled to begin in April 2024 and open in May 2024.**

4. CHAMBERLAIN PARK POOL RECONSTRUCTION (147300)
 - 4940 North Frankfort Ave. – District 1
 - 2014 Sales Tax (147300.ArchEngr.)
 - Budget: \$2,424,185
 - Consultant: Alaback Design Associates
 - Design Fees: \$266,583.77
 - Community Outreach approved Pool moving to Chamberlain Park – Brown Ordinance processed.
 - Contract was approved March 9, 2022. Design Kick-off meeting was held March 17th.
 - 100% Documents were submitted on January 17, 2023.
 - Final drawings were submitted on August 31, 2023.
 - Submittal to State Health Department occurred on September 6, 2023.
 - **Health Department approval was received January 9, 2024.**
 - **Advertise for bids to begin January 19, 2024, with bids opening February 16, 2024**
 - **Construction is anticipated to begin in May 2024 with completion in May 2025.**

Parks STOC Report

1/11/24

5. TULSA ZOO CARNIVORES (147150)

- 5701 East 36th Street North. – District 1
- 2014 Sales Tax and Private Funding
- Budget: \$8,000,000 (2014) + \$20,920,000 (Private) = \$28,920,000 funding secured to date
- Current Cost Estimate = \$37,000,000
- Consultant: WDM (contract is with TZMI)
- Consultant is preparing 95% Construction Documents for submittal in June 2023.
- Cost control activities continue to reduce overall costs of the project – reduced length of Boardwalk; removal of train depot complex; changed viewing building from round to square.
- **Additional private funding is being raised to accommodate increased construction costs.**

6. GREENWOOD CULTURAL CENTER FACILITY REHABILITATIONS

- 322 North Greenwood Ave. – District 1
- IOT2 Sales Tax (2234B00000)
- Budget: \$5,340,000
- Interim Repair costs = \$195,044.48
- Design Fees: \$693,536.56
- Consultant: JCJ / Moody Nolan Architects.
- Design agreement approved 2/02/2022.
- Kick-off meeting was held February 17, 2022.
- Facility assessment and project scoping meeting was held March 1, 2022.
- Draft Master Plan and assessment report was submitted May 20, 20 22 with a review meeting held on June 28, 2022.
- Master Plan was submitted on September 30, 2022.
- The contract amendment for the design phase was approved 4/5/2023. A design kick-off meeting was held May 2, 2023.
- The Greenwood Cultural Center Board continues their Visioning Campaign to fundraise for their overall vision for GCC.
- **Current design on the facility improvements is on-hold until the Vision / Funding items are identified and fundraising goals are established.**
- **The Greenwood Cultural Center Board has privately contracted with the Consultant to perform an expanded Master Plan for their fund-raising process – 12 week process.**
- **The Project will be evaluated at the end of the 12 week visioning process to determine the master schedule for the project.**
- **The expanded Master Plan Design is scheduled to be completed January 19, 2024.**

7. FRED JOHNSON PARK IMPROVEMENTS (SP21-6)

- 6002 South Riverside Drive – District 7
- IOT2 Sales Tax (2244P00012)
- Total Budget: \$3,125,000 (IOT2) + \$5,000,000 (IOT3) = \$8,125,000
- Master Plan Fees: \$39,950
- Master Plan Consultant: Greenplay / Berry Dunn Consultants
- Design Consultant: Landplan Consultants
- Design Fee: \$800,207.23
- **A Design Contract is being processed.**

Parks STOC Report

1/11/24

8. SWAN LAKE FOUNTAIN REHABILITATION (2242P00030)

- 1573 Swan Drive – District 4
- IOT2 Sales Tax (2244P00030)
- Total Budget: \$1,700,000 (IOT2) **+\$500,000 (IOT3) = \$2,200,000**
- Scope: Rehabilitation of the historic Swan Lake Fountain and improvements to the water quality of the lake.
- Consultant: Alaback Design Associates, Inc.
- Design Fees: \$203,825.55
- Design agreement has been approved – the Design Kick-off meeting was held May 12, 2022.
- Geotechnical investigations and Preliminary Design have been completed.
- 25% Review Drawings were submitted on July 6, 2022 with a review meeting held August 4th.
- A Neighborhood Meeting was held September 20, 2022.
- 65% Design Drawings were submitted on January 23, 2023.
- 95% design drawings were submitted on June 16.
- 100% Design documents were received September 1, 2023.
- Final mylar drawings were submitted on October 6, 2023.
- Advertising for bids began November 3, 2023 with bids opening December 8, 2023.
- **Bid is being awarded to Daris Construction with a cost for \$1,871,542.50 for the base bid and Add Alt #1 (aeration system)**
- **Construction is anticipated to start in February 2024 and be completed in November 2024.**

9. OWEN PARK CENTER IMPROVEMENTS

- 560 N. Maybelle Ave. – District 1
- IOT2 Sales Tax – Parks Facilities
- Total Budget - \$50,000.00 (interior) + \$80,000 (roof) = \$130,000.00
- **Total Expenditures - \$141,525.00: current coverage of \$11,525**
Oxley Nature Center roof \$72,600 est. / \$11,440 cost = savings of \$61,160
Owen Roof \$80,000 est. / \$55,522 cost = savings of \$24,478
- New storefront entrance – Purchase Order approved with Apax Glass (\$5,000) **being manufactured.**
- Remove existing entry doors – **Purchase Order has been approved with Apax Glass (\$1,000)**
- Relocate fire alarm pull station – **work to be done after entry doors are installed.**
- New panic hardware and exit signs on 2 doors – **work to be done after entry doors are installed.**
- New drinking fountains – **work completed by Staff**
- New VCT floor and base in annex – **work completed by Staff**
- HVAC split unit in new entry –**TBD**
- Gym floor repairs –Purchasing Bid – Ascension Grant – **work is completed.**
- Replace glass in gym windows –PO with Apax Glass (\$80,003) **work is completed.**
- Finish back side of partition wall – **work completed by Staff**
- Replace low roofs - PO with Allwine Roofing (\$55,522) **work is completed.**

10. ZINK PARK EROSION AND SITE REPAIRS

- 3216 S Trenton Ave.- District 4
- IOT2 Sales Tax (2244B00009)
- Total Budget: \$151,800
- Consultant: Wallace Engineering
- Design Fees: \$10,500.00
- Scope: repair damaged stone stairs at NE corner of tennis courts and remediate ground water in lower park.
- **Final Design drawings received October 27, 2023**
- **Proposal of cost is being prepared by Grade Line Contactors through a contract through Stormwater Dept.**

Parks STOC Report

1/11/24

11. TENNIS COURT REHABILITATION

- Parks System Wide
- IOT2 Sales Tax (2244P00011)
- Budget: \$1,200,000
- Project is to repair and resurface tennis and sports courts, provide new nets, screens, fencing, and new sports striping.
- Specifications have been prepared and submitted to Purchasing for Bidding.
- Purchasing Bid opened April 13, 2023. 4 bids were submitted.
- Staff has selected 2 contractors who submitted the lowest responsible bids.
- Total Estimated Improvement Costs: \$1,110,483.00
- Construction cost: \$945,774.00
- **Purchase Orders have been approved – due to cold weather, work is anticipated to begin in April / May 2024.**

12. REED PARK CENTER ROOF REPLACEMENT (SP23-6)

- 4333 S. Yukon Ave. – District 2
- IOT2 – Parks Facilities (2242B00009) for Design Fees
- IOT3 – Parks Roofing Improvements for Construction
- Consultant: GH2 Architects
- **Fees: \$41,439.68**
- Existing roof and structure have been inspected / evaluated to determine the scope of repairs / replacement.
- **Consultant continues design drawings. Design is scheduled to be completed in March 2024.**

13. CRAWFORD PARK SHELTER ROOF REPLACEMENT (SP23-7)

- 2425 N. Hartford Ave. – District 1
- IOT2 – Parks Facilities
- Consultant: GH2 Architects
- Design Fees: \$22,421.23
- 100% design drawings were submitted on August 3, 2023.
- **Advertising for bids began December 15, 2023 with bids opening January 19, 2024.**
- **Construction anticipated to begin in April 2024.**

14. CARL SMITH PARK SEWER LAGOON EXPANSION AND REPAIR (SP23-4)

- 17120 E. 21st Street – District 6
- IOT2 Sales Tax – Park Facilities
- Budget: \$650,000
- Consultant: E&E Engineering & Associates, LLC
- Expansion of the existing sanitary sewer lagoon system to meet current needs and codes.
- **Schematic design and tracking of actual sewer use continues.**

15. HICKS PARK REC. CENTER IMPROVEMENTS (2242B00009)

- 3443 S. Mingo Rd. – District 6
- IOT2 Sales Tax – Park Facilities
- **Purchase Order (Bacco) – repaint exterior walls of Rec. Center - \$34,167.90 (PO has been approved and work is being scheduled).**

16. REED PARK REC. CENTER IMPROVEMENTS (2244B00009)

- 4333 S. Yukon Ave. – District 2
- IOT2 – Parks Facilities (2242B00009)
- Scope: Paint exterior walls of Center
- Contractor: Bacco Construction (Purchase Order)
- Budget: \$81,696
- **Proposal of cost is being prepared by Contractor.**

Sewer, Stormwater, and Transportation

Attendees:

Kathy Sebert

Steve King

Matt Meyer

Deborah McKinney

Scott Asbjornson

Ashley Webb

Mareo Johnson

CITY OF TULSA, OKLAHOMA
SALES TAX OVERVIEW COMMITTEE
TRANSPORTATION PROJECTS STATUS REPORT

Design & Construction as of: 01/01/24

DESIGN										CONSTRUCTION				
Budget Number	Project Description	Estimated Start Date	Currently Anticipated Completion Date	Engineer	Contract Amount	Pct Compl	Adv or Contract Award Date	Currently Anticipated Completion Date	Contractor	Contract Amount	Pct Compl			
FUND 405 - SALES TAX FUND (2014)														
144017	Arterial Street Rehab													
a	Charras Page Blvd. - 33rd W. Ave. to 25th W. Ave.	Jun-15	Sep-17	Garver	\$206	90%	Oct-23							
b	Charras Page Blvd.	May-18	Apr-19	CEC	\$165	85%								
c	Utica Ave. - Pine St. to Admiral Blvd.	Nov-15	Apr-16	CEC	\$528	85%	Mar-24							
d	Lewis Ave. - 36th St. N. to Apache St.	Jun-18	Dec-18	Cyntergy	\$118	95%								
e	Southwest Blvd. - W. 23rd St. to W. 31st St.	Dec-16	Sep-17	Dewberry/Poe	\$300	100%	Jul-22	Feb-24	Becco	\$7,097	91%			
f	Southwest Blvd. - W. 31st St. to W. 40th St.	Dec-16	Sep-17	Dewberry/Poe	\$315	100%	Jul-22	Feb-24						
g	Union Ave. - Southwest Blvd. to W. 41st St.	May-15	Sep-17	Dewberry/COT	\$158	90%								
h	Union Ave. - W. 51st St. to W. 61st St.	Jun-15	Aug-17	Garver	\$157	100%	Jan-21	Aug-21	Ellsworth	\$1,598	100%			
i	Riverside Dr. - Joe Creek to 81st St.	Jan-17	Oct-17	CGA	\$53	100%	Jul-18	Sep-18	Becco	\$787	100%			
j	Pine St. - Harvard Ave. to Yale Ave.	May-18	Apr-19	Benham	\$289	94%								
k	Admiral Pl. - Lewis Ave. to Harvard Ave.	Jan-18	Aug-18	BKL	\$253	95%								
l	Admiral Pl. - Harvard Ave. to Yale Ave.	Nov-16	Jul-17	Poe	\$325	95%	Feb-21	May-22	Ellsworth	\$4,177	100%			
m	Sheridan Rd. - Apache St. to Pine St.	Nov-15	Sep-17	AAB	\$156	90%								
n	Mingo Rd. - 46th St. N. to 36th St. N.	Aug-15	Apr-16	McClelland	\$241	100%	Oct-17	May-18	Becco	\$3,743	100%			
o	Mingo Rd. - 36th St. N. to Pine St.	Nov-16	Nov-17	McClelland	\$727	100%	Mar-19	Sep-21	Becco	\$8,435	100%			
p	Mingo Rd. - Admiral Blvd. to 11th St.	Oct-18	Aug-09	Wallace	\$89	100%	Nov-21	Sep-22	Ellsworth	\$1,187	100%			
q	11th St. - 89th E. Ave. to Mingo Rd.	Feb-15	Nov-15	CEC	\$162	100%	Apr-19	Oct-19	Ellsworth	\$1,631	100%			
r	15th St. - Peoria Ave. to Lewis Ave.	May-15		Garver	\$248	100%	Sep-19	Nov-20	Crossland	\$3,094	100%			
s	15th St. - Lewis Ave. to Harvard Ave.	Jan-17	Oct-17	Garver	\$302	90%	Jul-24							
t	Peoria Ave. - Admiral Blvd. to 11th St.	May-18	Feb-19	MARQUARDT	\$214	90%								
u	Peoria Ave. - 11th St. to 21st St.	Feb-16	Nov-16	MARQUARDT	\$252	85%								
v	Utica Ave. - Admiral Blvd. to 11th St.	Nov-19	Aug-20	C&K	\$317	96%								
w	Utica Ave. - 11th St. to 15th St.	Dec-16	Jul-17	BKL	\$224	90%								
x	Harvard Ave. - 15th St. to 21st St.	Sep-19	Jul-20	Garver	\$245	90%								
y	Harvard Ave. - 21st St. to 31st St.	Apr-18	Apr-19	Poe	\$469	98%								
z	21st St. - Yale Ave. to Sheridan Rd.	May-18	Mar-19	CEC	\$259	98%	Sep-23							
aa	31st St. - Yale Ave. to Sheridan Rd.	Aug-19	May-20	HNTB	\$237	84%								
ab	31st St. - Riverside Dr. to Peoria Ave.	Jun-15	Aug-16	Walter P Moore	\$131	100%	Sep-17	Jan-18	Tri-Star	\$1,449	100%			
ac	41st St. - Sheridan Rd. to Memorial Dr.	Apr-18	Jan-19	CGA	\$262	90%								
ad	Memorial Dr. - 21st St. to 31st St.	Nov-15	Jun-16	BKL	\$289	100%	Jul-19	Oct-21	Grade Line	\$5,086	100%			
ae	51st St. - Mingo Rd. to Garnett Rd.	Apr-18	Jun-19	Garver	\$234	90%								
af	71st St. - Memorial Dr. to Mingo Rd.			COT		100%	Apr-21	Jun-22	Crossland	\$2,228	100%			
ag	91st St. - Mingo Rd. to Hwy 169.			COT/Poe		100%	May-20	Aug-20	Becco		100%			
ah	Memorial Dr. - 81st St. to 91st St.	Sep-17	Mar-18	Marquardt	\$129	100%	Mar-21	Jan-22	Crossland Heavy	\$2,987	100%			

CITY OF TULSA, OKLAHOMA
SALES TAX OVERVIEW COMMITTEE
TRANSPORTATION PROJECTS STATUS REPORT

Design & Construction as of: 01/01/24

Budget Number	Project Description	Estimated Start Date	Currently Anticipated Completion Date	Engineer	Contract Amount	Pct Compl	DESIGN				CONSTRUCTION			
							Adv or Contract Award Date	Currently Anticipated Completion Date	Contractor	Contract Amount	Pct Compl			
ai	Memorial Dr. - 91st St. to Creek Tpk.	Jun-15	Dec-15	Marquart	\$58	100%	Mar-21	Jan-22	Crossland Heavy		100%			
aj	Sheridan Rd. - 91st St. to 101st St.	Apr-18	Jun-19	HUB	\$84	95%	Oct-23							
ak	51st St. - Pittsburg Ave. to Yale Ave.	Jan-16	Sep-16	Schemmer	\$74	100%	Dec-18	May-19	Ellsworth	\$926	100%			
al	Harvard Ave. - 41st St. to 51st St.	Apr-18	Dec-18	PEC	\$236	90%	Feb-24							
am	36th. St. N. - Mingo Rd. to Hwy 169	Jun-18	Apr-19	K-H	\$301	100%	Jan-23	Jul-23	TriStar	\$4,739	100%			
ao	Downtown Arterial Streets	May-15	Aug-15	Poe	\$923	70%								
	Phase 1 - 1st Street		Apr-16	Poe		95%	Aug-17	Jan-18	Crossland	\$1,493	100%			
	Phase 2 - 5th Street		Aug-16	Poe		95%	Nov-17	Jul-18	Tri-Star	\$1,735	100%			
	Phase 3 - 6th Street South		Mar-16	Poe		100%	Oct-16	Mar-17			100%			
	Phase 4 - Boulder/1ST to 10th		May-17	Poe		95%	Jan-19	Apr-20	Becco	\$4,415	100%			
ao	Phase 5 - 6th Street / 7th Street		Jul-17	Poe		100%	Apr-20	Feb-21	Crossland	\$4,663	100%			
ao	Phase 6A - Detroit / 8th Street		Aug-17	Poe		95%	Oct-22	Aug-23	Crossland Heavy	\$4,146	100%			
ao	Phase 6B - 7th Street			Poe		95%								
ao	Phase 7 - Cheyenne		Jan-18	Poe		95%								
ap	Pine St. & MLK Jr. Blvd Intersection	May-08	Feb-19	CP&Y	\$117	98%								
aq	Pine St. & Peoria Ave. Intersection	Jun-17	Jun-18	Schemmer	\$135	90%								
ar	Pine St. & Lewis Ave. Intersection	Mar-17	Aug-17	Wallace	\$75	100%	Jan-21	Jun-21	Gradeline	\$1,598	100%			
as	41st St. & Union Ave. Intersection	May-15	Sep-19	Dawberry/COT	\$158	99%								
at	51st St. & Union Ave. Intersection			Garver		100%			ODOT		100%			
au	46th St. N. & Mingo Rd. Intersection	Aug-15	Apr-16	McClelland	\$241	100%	Oct-17	Oct-18	Becco		100%			
av	36th St. N. & Mingo Rd. Intersection	Nov-16	Nov-17	McClelland	\$727	100%	Aug-19	Sep-21	Becco		100%			
aw	Admiral Blvd. & Lewis Ave. Intersection	Dec-17	Aug-18	BKL	\$250	95%								
ax	11th St. & Ulca Ave. Intersection	Dec-16	Jul-17	BKL	\$224	90%								
ay	21st St. & Peoria Ave. Intersection			MARQUARDT		85%								
az	21st St. & Memorial Dr. Intersection	Nov-15	Apr-16	BKL	\$289	100%	Jul-19	Jul-21	Gradeline		100%			
ba	51st St. & Mingo Rd. Intersection	Apr-18	Mar-19	Garver	\$234	90%								
bb	71st St. & Sheridan Rd. Intersection	Mar-17	Nov-17	Cynergy	\$99	95%								
bc	61st St. & Sheridan Rd. Intersection	Jun-15	Aug-16	CGA	\$105	100%	Jan-17	Jun-17	Becco	\$5,889	100%			
bd	71st St. & Memorial Dr. Intersection			COT		100%	Apr-21	Jan-22	Crossland		100%			
be	81st St. & Memorial Dr. Intersection	May-17	Dec-17	Benham		100%	Jun-21	Jan-23	Becco	\$13,875	100%			
bf	61st St. & Yale Ave. Intersection	Dec-16	Aug-17	C&K	\$77	100%	Mar-21	Aug-21	Crossland	\$1,747	100%			
144020	Citywide Non-Arterial Routine and Preventive Maintenance			C&K		100%			Crossland					
144101	Widen Yale Avenue, 81st St. to 91st Street South	Jun-15	Jul-17	Benham	\$600	100%	Oct-21	Apr-24	Becco	\$29,257	89%			
144102	Widen 81st Street South, Sheridan Road to Memorial Drive	Sep-16	May-18	Benham	\$950	100%	May-21	May-23	Becco	\$13,875	100%			

CITY OF TULSA, OKLAHOMA
SALES TAX OVERVIEW COMMITTEE
TRANSPORTATION PROJECTS STATUS REPORT

Design & Construction as of: 01/01/24

Budget Number	Project Description	Estimated Start Date	Currently Anticipated Completion Date	DESIGN			CONSTRUCTION				
				Engineer	Contract Amount	Pct Compl	Adv or Contract Award Date	Currently Anticipated Completion Date	Contractor	Contract Amount	Pct Compl
144103	Widen Yale Avenue, 96th St. South to 101st St. South	Aug-16	Jul-17	CEC	\$200	100%	Mar-20	Jan-22	Becco	\$8,752	100%
144104	Widen Riverside Drive, 24th to 33rd Place South	Jun-14	Mar-15	HNTB	\$1,600	100%	Aug-15	Feb-17	Becco	\$14,999	100%
144105	Widen 25th W. Ave., Edison to Apache (design)	Apr-21		Poe		90%					
144108	Widen Pine Street, Mingo to U.S. 169 (design)	Jun-23	Apr-24	Garver	\$439	78%					
144120	Increase Expressway Local Match										
144063	Bridges - Replacement and Rehabilitation Programs										
a	Bridge No. 275 - 10100 E. 36th St. N.	Jun-18	Dec-19	K-H		80%					
b	Bridge No. 185 - 4000 N. Hartford Ave.		Jun-18	Cowen		100%	Oct-18	Mar-19	Grade Line	\$2,346	100%
c	Bridge No. 285 - 1900 W. 43rd St.		Jun-18	Cowen		100%	Oct-18	Mar-19	Grade Line	\$2,346	100%
d	Bridge No. 232 - 3600 S. Southwest Blvd.		Jun-18	Cowen		100%	Oct-18	Mar-19	Grade Line	\$2,346	100%
e	Bridge No. 181 - 300 N. Garnett Rd.		Jun-18	Cowen		100%	Oct-18	Mar-19	Grade Line	\$2,346	100%
f	Bridge No. 204A - 200 S. Mingo Rd.		Jun-18	Cowen		100%	Oct-18	Mar-19	Grade Line	\$2,346	100%
g	Bridge No. 250 - 11200 E. 11th St.	Jun-15	Dec-15	Cowen	\$39	100%			Becco	\$693	100%
h	Bridge No. 247 - 9200 E. 11th St.	Jun-15	Dec-15	Cowen	\$39	100%			Becco	\$693	100%
i	Bridge No. 239 - 2600 S. Yorktown Ave.		Jun-18	Cowen		100%	Oct-18	Mar-19	Grade Line	\$2,346	100%
j	Bridge No. 311 - 3900 S. 90th E. Ave.		Jun-18	Cowen		100%	Oct-18	Mar-19	Grade Line	\$2,346	100%
k	Bridge No. 401 - 3800 S. Memorial Dr.	Jun-15	Dec-15	Cowen	\$39	100%	Sep-19	Feb-20	Becco	\$693	100%

CITY OF TULSA, OKLAHOMA
 SALES TAX OVERVIEW COMMITTEE
 TRANSPORTATION PROJECTS STATUS REPORT

Design & Construction as of: 01/01/24

DESIGN										CONSTRUCTION				
Budget Number	Project Description	Estimated Start Date	Currently Anticipated Completion Date	Engineer	Contract Amount	Pct Compl	Adv or Contract Award Date	Currently Anticipated Completion Date	Contractor	Contract Amount	Pct Compl			
I	Bridge No. 310 - 2750 S. 90th E. Ave.		Jun-18	Cowen		100%	Oct-18	Mar-19	Grade Line		100%			
m	Bridge No. 254 - 8330 E. 14th St.		Jun-18	Cowen		100%	Oct-18	Mar-19	Grade Line		100%			
n	Bridge No. 403 - 4400 S. Memorial Dr.	Jun-15	Jan-16	Cowen	\$39	100%	Sep-19	Feb-20	Becco	\$693	100%			
o	Bridge No. 402 - 4200 S. Memorial Dr.	Nov-15	Jun-16	Cowen	\$62	100%	Jul-18	Oct-18	Crossland	\$274	100%			
p	Bridge No. 307 - 2900 S. 87th E. Ave.		Jun-18	Cowen		100%	Oct-18	Mar-19	Grade Line	\$2,346	100%			
q	Bridge No. 266 - 13700 E. 28th St.		Jun-18	Cowen		100%	Oct-18	Mar-19	Grade Line	\$2,346	100%			
r	Bridge No. 262 - 19200 E. 21st St.	Jun-15	Dec-15	Cowen	\$39	100%	Sep-19	Feb-20	Becco	\$693	100%			
s	Bridge No. 333 - 1300 S. 177th E. Ave.	Jun-20	Oct-21	CP&Y		100%	Jan-22	Oct-22	Grade Line	\$503	100%			
t	Bridge No. 316 - 3800 S. 93rd E. Ave.		Jun-18	Cowen		100%	Oct-18	Mar-19	Grade Line	\$2,346	100%			
u	Bridge No. 209 - 3000 N. Miringo Rd.	Nov-16	Nov-17	K-H	\$727	100%								
v	Bridge No. 352 - 12300 E. State Farm Blvd.	Nov-16	Nov-17	Cowen	\$177	100%	Jul-18	Apr-19	Grade Line	\$2,346	100%			
w	Bridge No. 226 - 8200 S. Pittsburg Ave.		Jun-18	Cowen		100%	Jul-18	Apr-19	Grade Line	\$2,346	100%			

CITY OF TULSA, OKLAHOMA
SALES TAX OVERVIEW COMMITTEE
TRANSPORTATION PROJECTS STATUS REPORT

Design & Construction as of: 01/01/24

Budget Number	Project Description	DESIGN					CONSTRUCTION				
		Estimated Start Date	Currently Anticipated Completion Date	Engineer	Contract Amount	Pct Compl	Adv or Contract Award Date	Currently Anticipated Completion Date	Contractor	Contract Amount	Pct Compl
x	Bridge No. 222 - 3200 S. Peoria Ave.	May-18	Jul-19	Garver	\$227	100%	Nov-21	Jun-22	Tri-Star	\$2,275	100%
y	Bridge No. 166 - 3200 S. Cincinnati Ave.		Jun-18	Cowen	\$177	100%	Jul-18	Apr-19	Grade Line	\$2,346	100%
z	Bridge No. 210 - 5600 S. Harvard Ave.	Jun-15	Dec-15	Cowen	\$39	100%	Sep-19	Feb-20	Becco	\$693	100%
aa	Bridge No. 194 - 5300 S. Louisville Ave.		Jun-18	Cowen		100%	Jul-18	Apr-19	Grade Line	\$2,346	100%
ab	Bridge No. 217 - 5300 S. New Have Ave.		Jun-18	Cowen		100%	Jul-18	Apr-19	Grade Line	\$2,346	100%
144094	ODOT Rehabilitation and Replacement Program			Cowen		95%					
144003	Citywide guardrail replacement										
144004	Citywide traffic signalization										
144005	Roadway, pedestrian, and decorative lighting replacement										
144006	Signing, pavement marking and delineation										
144007	Traffic calming										
144008	Traffic signal installation, modification, and safety improvements										
144009	Traffic signal pole replacement										
144010	Creek Turnpike Trail pedestrian bridge over Memorial Dr. (\$200,000 for study only)										
144011	GPS emergency vehicle preemption system (approx. 30 intersections)										
144109	Citywide ADA Transition Plan Implementation (Minimum for 30-Year Schedule - High and Medium Priority Needs)	Feb-16	Aug-18	BKL	\$639	90%					
	ADA Transition Plan - Package #1		Sep-17	BKL		100%	Mar-20	Nov-20	Daris	\$1,642	100%
	ADA Transition Plan - Package #2			BKL		100%			Crossland		100%
	ADA Transition Plan - Package #3		Mar-23	BKL		100%	Feb-24				
	ADA Transition Plan - Package #4			BKL		90%					
	ADA Transition Plan - Package #5			BKL		1%					

CITY OF TULSA, OKLAHOMA
SALES TAX OVERVIEW COMMITTEE
TRANSPORTATION PROJECTS STATUS REPORT

Design & Construction as of: 01/01/24

Budget Number	Project Description	Estimated Start Date	Currently Anticipated Completion Date	Engineer	Contract Amount	Pct Compl	DESIGN		CONSTRUCTION						
							Adv or Contract Award Date	Currently Anticipated Completion Date	Contractor	Contract Amount	Pct Compl				
144093	Citywide Matching Funds														
144018	Bicyclist/Pedestrian Master Plan Implementation														
144019	IDL Entrance Rehabilitation (1st, 7th, and 8th Streets; signals at 1st and Greenwood)	see ao 144017		Garver	\$1	100%									100%
TOTAL FUND 405 INCOMPLETE PROJECTS															
FUNDS 4270-4276 - 2014 STREETS GENERAL OBLIGATION BOND															
Streets, Expressways, Sidewalks, Traffic Calming															
Arterial Street Rehabilitation and Citywide Projects:															
144200	36th St. - N. MLK Jr. Blvd. to Peoria Ave.	Jun-15	Mar-20	PEC	\$232	90%	Sep-21	Feb-24	Ground Level		\$4,895	95%			
144201	Apache St. - MLK Jr. Blvd. to Peoria Ave.	Nov-14	Aug-15	MESHEK	\$267	100%	Mar-19	Nov-19	Crossland		\$3,380	100%			
144202	Apache St. - Peoria Ave. to Lewis Ave.	Aug-16	Mar-17	C&K	\$500	98%									
144203	W. 41st St. S. - 41st W. Ave. to S. 33rd W. Ave.	Sep-14	Aug-15	DEWBERRY/C OT	\$175	95%	Mar-22	Dec-23	Grade Line		\$3,692	85%			
144204	S. 33rd W. Ave. - 41st St. to 51st St.	Sep-14	Aug-15		\$275	95%									
144205	Apache St. - Lewis Ave. to Harvard Ave.	Sep-14	Sep-15	GUY	\$210	92%	Apr-22	Feb-23	Becco		\$3,987	100%			
144206	11th St. - Peoria Ave. to Utica Ave.	Nov-14	Nov-15	BKL	\$185	100%	Mar-20	Jan-21	Becco		\$2,343	100%			
144207	11th St. - Lewis Ave. to Harvard Ave.	Jun-16	Mar-17	BKL	\$205	85%									
144208	11th St. - Sheridan Rd. to Memorial Dr.	Nov-14	Nov-15	BKL	\$180	95%	Feb-22	Dec-22	Becco		\$3,227	100%			
144209	21st St. - Garnett Rd. to 129th E. Ave.	Dec-14	Jul-15	GARVER	\$235	100%	Oct-20	Aug-21	Becco		\$4,079	100%			
144210	21st St. - 129TH East Ave. Intersection	Dec-14	Jul-15	GARVER	\$156	100%	Oct-20	Aug-21	Becco			100%			
144211	41st St. - Garnett Rd. to 129th E. Ave.	Feb-16	Oct-16	BKL	\$102	95%	Mar-19	Aug-19	Ellsworth		\$1,610	100%			
144212	51st St. - Sheridan Rd. to Memorial Dr.	Dec-14	Feb-16	LEIDOS	\$148	95%	Sep-17	Jan-18	Becco		\$973	100%			
144213	91st St. - Harvard Ave. to Yale Ave.		May-19	CEC	\$177	95%									
144214	Sheridan Rd. - 81st St. to 91st St.	10/1/14	Jun-15	POE	\$136	95%	Oct-16	Mar-17	Crossland		\$1,509	100%			
144215	Peoria Ave. - 41st St. to 51st St.	Dec-16	Aug-17	MARQUARDT	\$340	95%	Feb-23	Mar-24	Becco		\$3,082	43%			
144216	41st St. - Lewis Ave. to Harvard Ave.	Oct-14	Aug-15	CEC	\$275	95%	Apr-21	Jul-22	Crossland		\$5,653	100%			
144217	Apache St. & Harvard Ave. Intersection	Sep-14	Sep-15	GUY	\$176	95%	Apr-22	Feb-23	Becco		\$3,987	100%			
144218	41st St. & Lewis Ave. Intersection	Oct-14	Aug-15	CEC	\$210	95%	Apr-21	Jul-22	Crossland			100%			
144309	Citywide - Arterial Rehabilitation														
144110	Citywide - Arterial Sidewalk Improvements														
144020	Citywide - Arterial Routine and Preventive Maintenance														
144093	Citywide Matching Funds														
193140000Z	Mingo Creek Trail - 41st to 51			RL Shears		100%	Feb-19	Jul-19	Crossland			100%			
144094	ODOT Rehabilitation and Replacement Program														

CITY OF TULSA, OKLAHOMA
SALES TAX OVERVIEW COMMITTEE
TRANSPORTATION PROJECTS STATUS REPORT

Design & Construction as of: 01/01/24

Budget Number	Project Description	Estimated Start Date	Currently Anticipated Completion Date	Engineer	Contract Amount	Pct Compl	DESIGN		CONSTRUCTION			
							Adv or Contract Award Date	Currently Anticipated Completion Date	Contractor	Contract Amount	Pct Compl	
144111	Non-Arterial Rehabilitation and Citywide Projects.	May-15	Feb-16	MAR / ARB	271 / 284	95%	Feb-22	Jun-24	Gradeline	\$8,291	75%	
144106	Maintenance Zone 1006:	Sep-14	Jun-15	TETRA-TECH	\$356	95%	Apr-19	Oct-19	Ellsworth	\$2,585	100%	
144107	Maintenance Zone 1007:	Oct-14	Apr-15	Cyntegy	\$56	95%	Nov-18	Jan-21	Becco		100%	
144168	Maintenance Zone 1068:	Sep-16	Sep-17	TEP / Cowan	152 / 168.	95 / 95%						
144173	Maintenance Zone 1073:	Oct-14	Jul-15	COWAN	\$49	100%	Jul-17	Nov-17	PCSI	\$437	100%	
144176	Maintenance Zone 1076:	Nov-14	Jul-15	MEHLBURGER	\$269	95%	Jan-19	Oct-19	Crossland	\$2,387	100%	
144199	Maintenance Zone 1099:	Jun-15	Dec-15	CP&Y	\$259	95%	Apr-21	Apr-22	Ellsworth	\$2,343	100%	
144153	Maintenance Zone 1153:	Sep-14	Jun-15	POE	\$334+	95%	Jul-23					
144157	Maintenance Zone 1157: N:	Sep-14	Jun-15	BKL	\$302	100%	May-18	Feb-19	Ellsworth	\$3,195	100%	
144158	Maintenance Zone 1157: S:	Jun-15	Mar-16	SKW	\$210	100%	Oct-19	May-20	Crossland	\$2,493	100%	
144255	Maintenance Zone 2055:	Sep-14	Jun-15	ALEXANDER	\$101	100%	Sep-16	Jan-17	Crossland	\$1,049	100%	
144256	Maintenance Zone 2056:	Nov-14	Jul-15	ROSENBAUM	\$113	99%	Dec-16	Apr-17	Becco	\$1,030	100%	
144264	Maintenance Zone 2064:	Sep-14	Mar-15	MARQUARDT	\$129	95%	Mar-17	Feb-18	Becco	\$1,193	100%	
144265	Maintenance Zone 2065:	Sep-14	Mar-15	TEP	\$81	95%	Sep-16	Jan-17	TriStar	\$838	100%	
144219	Maintenance Zone 2119:	Oct-14	Jul-15	OJC	\$39	99%	Dec-16	Apr-17	Elliot	\$462	100%	
144225	Maintenance Zone 2125:	Nov-14	Aug-15	WALLACE	\$179	100%	Apr-19	Jan-20	Becco	\$2,189	100%	
144226	Maintenance Zone 2126:	Oct-14	Jun-15	KEITHLINE	\$36	95%	Nov-16	Feb-17	Ellsworth	\$310	100%	
144230	Maintenance Zone 2130:	Oct-14	Aug-15	MESHEK	\$270	95%	Oct-20	Nov-21	Becco	\$3,485	100%	
144303	Maintenance Zone 3003:	Oct-14	May-15	CENTERGY	\$93	95%	Jan-17	Apr-17	Crossland	\$807	100%	
144304	Maintenance Zone 3004:	Sep-14	Mar-15	MARQUARDT	\$166	95%	Sep-17	Mar-18	Crossland	\$1,449	100%	
144310	Maintenance Zone 3010:	May-15	Jan-16	MCCLELLAND	\$544	85%						
144311	Maintenance Zone 3011:	Jun-16	Jun-17	POE	\$656	100%	Aug-20	Sep-21	Crossland Heavy	\$7,603	100%	
144317	Maintenance Zone 3017:	Oct-17	Jul-18	CGA	\$324	96%						
144318	Maintenance Zone 3018:	Oct-14	May-15	SCHEMMER	\$44	100%	Mar-17	Jan-18	Becco	\$484	100%	
144320	Maintenance Zone 3020:	Aug-16	May-17	AAB	\$345	80%						
144380	Maintenance Zone 3080:	Oct-14	Mar-15	CP&K	\$19	95%		Jan-16	Crossland	\$176	100%	
144413	Maintenance Zone 4013:	Sep-14	Apr-15	LEIDOS	\$512	90%	Jun-24					
144415	Maintenance Zone 4015:	Oct-14	May-15	EST	\$80	90%		Feb-19	Becco	\$641	100%	
144421	Maintenance Zone 4021:	Jul-16	Apr-17	CEC	\$343	96%	Oct-23	Jul-24	Crossland Heavy	\$2,908	33%	
144430	Maintenance Zone 4030:	Oct-14	Jun-15	AAB	\$151	95%	Mar-18	Dec-18	Becco	\$1,928	100%	
144431	Maintenance Zone 4031:	May-15	Feb-16	GARVER	\$576	95%	Nov-22	Apr-24	Crossland Heavy	\$10,082	99%	
144467	Maintenance Zone 4067: phase 1	Oct-14	Jun-15	GUY	\$344	100%	Jan-20	Aug-20	Crossland	\$3,127	100%	
144467	Maintenance Zone 4067: phase 2			COT		80%						
144452	Maintenance Zone 4152:	Oct-17	Jul-18	HUB	\$373	97%						
144527	Maintenance Zone 5027:	Nov-14	May-15	CRAFTENTULL	\$115	95%	Sep-18	Jan-19	Paragon	\$1,144	100%	
144533	Maintenance Zone 5033:	Oct-14	Jun-15	CGA	\$444	100%	Oct-18	Aug-19	Crossland	\$4,847	100%	
144539	Maintenance Zone 5039:	Oct-14	Jun-15	DEWBERRY	\$274	100%	Oct-17	Apr-18	Becco	\$2,918	100%	
144546	Maintenance Zone 5046:	Jun-16	Mar-17	MCCLELLAND	\$540	96%						
144547N	Maintenance Zone 5047: North											

CITY OF TULSA, OKLAHOMA
SALES TAX OVERVIEW COMMITTEE
TRANSPORTATION PROJECTS STATUS REPORT

Design & Construction as of:

01/01/24

Budget Number	Project Description	Estimated Start Date	Currently Anticipated Completion Date	Engineer	Contract Amount	Pct Compl	Adv or Contract Award Date	Currently Anticipated Completion Date	Contractor	Contract Amount	Pct Compl	DESIGN		CONSTRUCTION	
144547S	Maintenance Zone 5047: South	Aug-16	Jun-17	GARVER	\$584	90%	Apr-23	Mar-24	RL Constr	\$1,690	42%				
144627	Maintenance Zone 6027:	Sep-14	Apr-15	PEC	\$83	95%	Nov-16	Mar-17	Ellsworth	\$920	100%				
144628E	Maintenance Zone 6028: East	Jan-18	Aug-19	MCCLELLAND	\$428	80%			Becco	\$9,827	41%				
144628W	Maintenance Zone 6028: West			MESHEK		90%	Feb-23	Nov-24	Becco	\$2,768	100%				
144635	Maintenance Zone 6035:	May-15	Apr-16	HUB	\$253	100%	Oct-19	Jul-19	Becco	\$1,313	100%				
144642	Maintenance Zone 6142:	Oct-14	Jun-15	HOOD/Poe	\$78	95%	Feb-22	Feb-23	Ellsworth	\$2,957	100%				
144645	Maintenance Zone 6145:	Oct-04	May-15	Cynergy	\$195	95%	Mar-21	Jul-22	Becco	\$770	100%				
144647	Maintenance Zone 6147:	Oct-14	Jun-15	WP MOORE	\$75	99%	Apr-18	Jul-18	Crossland	\$3,478	100%				
144740	Maintenance Zone 7040:	Jun-16	Apr-17	HUB	\$254	95%	Dec-20	Oct-21	Crossland Heavy	\$1,097	100%				
144748	Maintenance Zone 7048:	Nov-14	Jul-15	SKW	\$150	95%	Sep-08	Feb-19	Becco	\$3,227	100%				
144754	Maintenance Zone 7054:	Sep-17	Feb-19	POE	\$747	90%			Becco	\$5,684	100%				
144760	Maintenance Zone 7060:	Oct-14	Jun-15	HUB	\$250	100%	Oct-16	Jul-17	Becco	\$707	100%				
144700	Maintenance Zone 7100:	Jun-15	Feb-16	ALEXANDER	\$171	100%	Feb-18	Aug-18	Becco	\$1,601	100%				
144733	Maintenance Zone 7133:	Oct-14	Apr-15	AAB	\$120	95%	Aug-16	Nov-16	Crossland	\$3,211	41%				
144857	Maintenance Zone 8057:	Apr-17	Jul-19	WALLACE	\$107	100%	Oct-20	Jun-21	Ellsworth	\$4,008	15%				
144863A	Maintenance Zone 8063: North	Oct-17	Sep-19	Carlton Till	\$195	95%	Jan-23	Mar-24	Crossland Heavy	\$2,720	100%				
144863B	Maintenance Zone 8063: South	Oct-17	Sep-19	PEC	\$195	95%	Sep-23	Feb-25	R & L	\$2,898	100%				
144803	Maintenance Zone 8103:	Oct-14	Jun-15	MCCLELLAND	\$137	95%	Oct-16	Feb-25	Crossland	\$2,934	100%				
144812	Maintenance Zone 8112:	Dec-13	Nov-14	GARVER	\$193	95%	Sep-15	May-16	AA Asphalt	\$3,557	100%				
144931	Maintenance Zone 9031:	Nov-14	7/1/15	WALLACE	\$59	95%	Oct-16	Apr-17	Crossland	\$3,600	99%				
144943	Maintenance Zone 9043:	Nov-14	Jul-15	CEC	\$334	95%	Mar-17	Dec-17	Crossland	\$1,476	98%				
144944	Maintenance Zone 9044:	Oct-14	May-15	Meshak	\$293	95%	Sep-20	May-21	Tri-Star	\$934	100%				
144945	Maintenance Zone 9045:	Oct-14	Jul-15	GARVER	\$200	100%	Jan-19	Nov-19	Crossland	\$637	100%				
144949	Maintenance Zone 9049:	Sep-17	May-19	GARVER	\$770	85%									
144950	Maintenance Zone 9050:	Jul-16	Feb-17	CP&Y	\$255	95%	Nov-22	Aug-23	Tri-Star	\$1,476	98%				
144951	Maintenance Zone 9051:	Jul-16	Feb-17	SKW	\$130	95%	Jun-23	Oct-23	Tri-Star	\$934	100%				
144958	Maintenance Zone 9058:	Oct-14	Jun-15	WP MOORE	\$165	95%	Oct-18	Feb-19	Crossland						
144015	Citywide Non-Arterial Rehabilitation														
144021	Citywide Non-Arterial Routine and Preventive Maintenance														
144016	Citywide Non-Arterial Sidewalk Improvements														
144060	Bridge No. 189 - 4700 N. Iroquois Ave.	Nov-14	Jul-15	MEHLBURGER		90%									
144061	Bridge No. 298 - 2100 E. 61st St.	Oct-14	Apr-15	G&K	\$70	95%	Jul-16	Oct-16	MX Corp	\$637	100%				
144062	Bridge No. 323B - 12000 E. 21st	Dec-14		GARVER	\$10	95%	Oct-20	Aug-21	Becco		100%				
TOTAL FUNDS 4270-4273 - 2014 Streets General Obligation Bond															
FUNDS 4281-4285 - 2020 STREETS GENERAL OBLIGATION BOND															
Non-Arterial Street Rehabilitation Projects:															
2036N1007Z	Maintenance Zone 1007:	Dec-20	Aug-21	COT	\$81	98%									
2036N1068Z	Maintenance Zone 1068:														
2036N1070Z	Maintenance Zone 1070:	Feb-21	Oct-21	CGA	\$204	97%									

CITY OF TULSA, OKLAHOMA
SALES TAX OVERVIEW COMMITTEE
TRANSPORTATION PROJECTS STATUS REPORT

Design & Construction as of: 01/01/24

DESIGN										CONSTRUCTION			
Budget Number	Project Description	Estimated Start Date	Currently Anticipated Completion Date	Engineer	Contract Amount	Pct Compl	Adv or Contract Award Date	Currently Anticipated Completion Date	Contractor	Contract Amount	Pct Compl		
2036N1071Z	Maintenance Zone 1071:			PEC									
2036N1072Z	Maintenance Zone 1072:			BKL									
2036N1076Z	Maintenance Zone 1076:			K-H	\$236	90%							
2036N1078Z	Maintenance Zone 1078:	Oct-20	Jun-21	Olsson	\$253	85%							
2036N1097Z	Maintenance Zone 1097:												
2036N1098Z	Maintenance Zone 1098:												
2036N1153Z	Maintenance Zone 1153:	Apr-22	Feb-23	Poe	\$164	65%							
2036N1155Z	Maintenance Zone 1155:	Aug-22	Apr-23	CGA	\$45	95%							
2036N1157Z	Maintenance Zone 1157:			Poe		80%							
2036N2056Z	Maintenance Zone 2056:			TEP		25%							
2036N2065Z	Maintenance Zone 2065:	Jan-21	Sep-21	Garver	\$218	95%			Crossland				
2036N2066Z	Maintenance Zone 2066:	Oct-20	Jul-21	C&K	\$101	100%							
2036N2131Z	Maintenance Zone 2131:												
2036N3004Z	Maintenance Zone 3004:			Marquardt									
2036N3005Z	Maintenance Zone 3005:			CEC									
2036N3008Z	Maintenance Zone 3008:												
2036N3010Z	Maintenance Zone 3010:	Aug-22	Jul-23	K-H	\$115	15%							
2036N3011Z	Maintenance Zone 3011:												
2036N3017Z	Maintenance Zone 3017:			HUB		1%							
2036N3075Z	Maintenance Zone 3075:	Aug-22	Apr-23	CGA	\$45	95%							
2036N3080Z	Maintenance Zone 3080:												
2036N3081Z	Maintenance Zone 3081:	Feb-21	Mar-22	EST	\$58	95%							
2036N3082Z	Maintenance Zone 3082:												
2036N4014Z	Maintenance Zone 4014:												
2036N4015Z	Maintenance Zone 4015:	Oct-20	May-21	Poe	\$136	95%							
2036N4021Z	Maintenance Zone 4021:	Sep-20	Feb-22	CEC	\$256	80%							
2036N4022Z	Maintenance Zone 4022:	Oct-20	Apr-21	BKL	\$322	90%							
2036N4023Z	Maintenance Zone 4023:	Aug-22	Apr-23	CGA	\$45	95%							
2036N4029Z	Maintenance Zone 4029:												
2036N4030Z	Maintenance Zone 4030:	Dec-20	Aug-21	Poe	\$143	95%	Dec-22	Oct-23	R&L	\$1,886	99%		
2036N4031Z	Maintenance Zone 4031:												
2036N4067Z	Maintenance Zone 4067:			Benham		2%							
2036N4069Z	Maintenance Zone 4069:	Aug-22	Jul-23	BKL	\$200	80%							
2036N5016Z	Maintenance Zone 5016:	Jun-22	Apr-23	Garver		92%							
2036N5026Z	Maintenance Zone 5026:												
2036N5027Z	Maintenance Zone 5027:	Sep-22	Jul-23	Wallace	\$46	86%							
2036N5033Z	Maintenance Zone 5033:												
2036N5039Z	Maintenance Zone 5039:	Jun-23	Dec-23	FNI	\$86	60%							
2036N5040Z	Maintenance Zone 5040:	Apr-21	Mar-22	TEP	\$81	95%	Aug-23		H&G				
2036N6035Z	Maintenance Zone 6035:			Benham		95%							
2036N6142Z	Maintenance Zone 6142:	Jul-22	Nov-22	C&K	\$50	95%			Ellsworth				
2036N6144Z	Maintenance Zone 6144:												

CITY OF TULSA, OKLAHOMA
SALES TAX OVERVIEW COMMITTEE
TRANSPORTATION PROJECTS STATUS REPORT

Design & Construction as of: 01/01/24

DESIGN										CONSTRUCTION			
Budget Number	Project Description	Estimated Start Date	Currently Anticipated Completion Date	Engineer	Contract Amount	Pct Compl	Adv or Contract Award Date	Currently Anticipated Completion Date	Contractor	Contract Amount	Pct Compl		
2036N6148Z	Maintenance Zone 6148:												
2036N6149Z	Maintenance Zone 6149:												
2036N6150Z	Maintenance Zone 6150:			Poe									
2036N7048Z	Maintenance Zone 7048:	Nov-20	Mar-22	Benham	\$252	95%							
2036N7060Z	Maintenance Zone 7060:	Dec-20	Dec-21	HUB	\$73	95%			Gradeline	\$1,483			
2036N7104Z	Maintenance Zone 7104:												
2036N7109Z	Maintenance Zone 7109:			Keithline		1%							
2036N7115Z	Maintenance Zone 7115:												
2036N8057Z	Maintenance Zone 8057:	Feb-21	Mar-22	Wallace	\$107	95%	Aug-23	Nov-23	Elisworth	\$1,478	60%		
2036N8102Z	Maintenance Zone 8102:	Oct-20	Apr-22	FNI	\$171	95%	Aug-23						
2036N8113Z	Maintenance Zone 8113:	Aug-22	Feb-23	Keithline		95%	Jun-23		R&L Construction				
2036N8116Z	Maintenance Zone 8116:												
2036N9036Z	Maintenance Zone 9036:	Sep-22		CEC	\$236	35%							
2036N9037Z	Maintenance Zone 9037:	Jan-21	Aug-21	CP&Y	\$183	85%							
2036N9038Z	Maintenance Zone 9038:	Dec-20	Oct-21	PEC	\$71	95%	Jul-23	Oct-23	Tri-Star	\$520	99%		
2036N9043Z	Maintenance Zone 9043:												
2036N9044Z	Maintenance Zone 9044:	Sep-22	Sep-23	Benham		60%							
2036N9045Z	Maintenance Zone 9045:	Aug-22	Feb-23	Keithline		95%			R&L Construction				
2036N9049Z	Maintenance Zone 9049:	Jun-22	Mar-23	Marquardt	\$207	91%							
2036N9050Z	Maintenance Zone 9050:	Jan-21	Sep-21	CP&Y	\$98	90%			R&L Construction				
2036N9051Z	Maintenance Zone 9051:	Sep-20	Apr-21	Keithline	\$83	95%							
2036N9052Z	Maintenance Zone 9052:			Keithline		95%			R&L Construction				
Arterial Street Rehabilitation Projects:													
Arterial Street Projects:													
2036A0001Z	56th St N-MLK Blvd to 1500ft W of Peoria												
2036A0002Z	46th St N - Peoria Ave to Lewis Ave	Apr-22	Mar-23	C&K	\$273	90%			Becco				
2036A0003Z	46th St N - Elwood Ave to MLK Jr Blvd												
2036A0004Z	36th St N - Peoria Ave to Lewis Ave												
2036A0005Z	36th St N - Osage Cnty Line to MLK Blvd	Jul-23	Aug-24	Benham	\$52	1%							
2036A0006Z	31st St N - 53rd W Ave to 41st W Ave												
2036A0007Z	Apache St - Harvard Ave to Yale Ave	Jun-22	Jan-23		\$49	20%							
2036A0008Z	Pine St - Gilcrease Museum Rd to Union	Sep-21	Sep-22	Poe		90%	Aug-23	Jul-24	Becco		44%		
2036A0009Z	Pine St - Peoria Ave to Lewis Ave			CEC		50%			ODOT-STP				
2036A0010Z	Edison St - 33rd W Ave to Union Ave	Sep-21	Sep-22	Poe		90%	Aug-23	Jul-24	Becco		44%		
2036A0011Z	33rd W Ave - Apache St to Pine St	Sep-21	Sep-22	Poe		90%	Aug-23	Jul-24	Becco		44%		
2036A0012Z	33rd W Ave - Pine St to Edison St	Sep-21	Sep-22	Poe		90%	Aug-23	Jul-24	Becco		44%		
2036A0013Z	Gilcrease Museum Rd - Apache to Pine	Sep-21	Sep-22	Poe		90%							
2036A0014Z	MLK Jr Blvd - 56th St N to 46th St N												
2036A0015Z	MLK Jr Blvd - 36th St N to Apache St	Jul-23	Aug-24	Benham	\$100	30%							
2036A0016Z	MLK Jr Blvd - Apache St to Pine St	Jul-23	Aug-24	Benham	\$50	30%							
2036A0017Z	Peoria Ave - 56th St N to 46th St N	Apr-22	Mar-23	C&K	\$273	90%			Becco				
2036A0018Z	Peoria Ave - 46th St N to 36th St N	Apr-22	Mar-23	C&K	\$273	90%			Becco				

CITY OF TULSA, OKLAHOMA
SALES TAX OVERVIEW COMMITTEE
TRANSPORTATION PROJECTS STATUS REPORT

Design & Construction as of: 01/01/24

Budget Number	Project Description	Estimated Start Date	Currently Anticipated Completion Date	Engineer	Contract Amount	Pct Compl	Adv or Contract Award Date	Currently Anticipated Completion Date	DESIGN		CONSTRUCTION	
									Contract Amount	Pct Compl	Contractor	Contract Amount
2036A0019Z	Peoria Ave - Pine St to Admiral Blvd											
2036A0020Z	Lewis Ave - Pine St to Admiral Pl	Oct-22	Feb-24	K-H	\$179	60%						
2036A0021Z	Harvard Ave - Mohawk Blvd to 36th St N			CEC								
2036A0025Z	41st St S - Union Ave to Elwood Ave	Jan-23	Sep-23	Schemmer	\$49							
2036A0026Z	51st St S - 33rd W Ave to Union Ave			BKL	\$223	70%						
2036A0027Z	61st St S - Lewis Ave to Harvard Ave	Jun-22	Jan-23	Native Strategies	\$49	90%					Becco	
2036A0028Z	Elwood Ave - 71st St S to 81st St S											
2036A0029Z	Lewis Ave - 61st St S to 71st St S											
2036A0030Z	Lewis Ave - 71st St S to 81st St S											
2036A0031Z	Delaware Ave - 81st St S to 91st St S	Jun-23	Nov-23	BKL	\$109	90%	Oct-23					
2036A0032Z	Harvard Ave - 61st St S to 71st St S											
2036A0033Z	Harvard Ave - 71st St S to 81st St S			Berham								
2036A0034Z	Harvard Ave - 81st St S to 91st St S											
2036A0039Z	36th St N - Garnett Rd to 129th E Ave	Nov-23	Aug-24	Keithline	\$88	90%						
2036A0040Z	36th St N - 129th E Ave to 141st E Ave											
2036A0041Z	Apache St - Gilcrease Expy to Sheridan Rd											
2036A0042Z	Pine St - Lewis Ave to Harvard Ave			K-H								
2036A0043Z	Pine St - State Hwy 11 to Miringo Rd	Jun-23	Feb-24	Garver	\$189	85%						
2036A0044Z	Pine St - Miringo Rd to Garnett Rd											
2036A0045Z	Pine St - Garnett Rd to 129th E Ave	Jan-23	Feb-24	PEC	\$75	40%						
2036A0046Z	Admiral Pl - Sheridan Rd to Memorial Dr			CEC								
2036A0047Z	Admiral Pl - Memorial Dr to Miringo Rd			CEC								
2036A0048Z	Admiral Pl - Garnett Rd to 129th E Ave			CEC								
2036A0049Z	11th St S - Memorial Dr to 89th E Ave											
2036A0050Z	Yale Ave - Apache St to Pine St	Jul-23	Apr-24	HUB	\$200	30%						
2036A0051Z	Yale Ave - Pine St to Admiral Pl											
2036A0052Z	Sheridan Rd - 36th St N to Apache St			CGA								
2036A0053Z	Garnett Rd - Admiral Pl to 11th St S											
2036A0054Z	129th E Ave - 36th St N to Apache St	Nov-22	Aug-23	Keithline	\$88	90%						
2036A0055Z	129th E Ave - Apache St to Pine St	Feb-23	Jun-23	CGA		85%						
2036A0064Z	11th St S - Ullica Ave to Lewis Ave			Wallace		100%						
2036A0065Z	11th St S - Harvard Ave to Yale Ave											
2036A0066Z	15th St S - Boston Ave to Denver Ave											
2036A0067Z	15th St S - Harvard Ave to Yale Ave											
2036A0068Z	21st St S - Lewis Ave to Harvard Ave	Nov-22	May-24	Garver	\$110	80%						
2036A0069Z	21st St S - Harvard Ave to Yale Ave											
2036A0070Z	Peoria Ave - 21st St S to 31st St S											
2036A0077Z	15th St S - Sheridan Rd to 73rd E Ave											
2036A0078Z	41st St S - Yale Ave to Sheridan Ave											
2036A0079Z	Yale Ave - 31st St S to 36th St S											
2036A0080Z	Yale Ave - 41st St S to 144											

CITY OF TULSA, OKLAHOMA
SALES TAX OVERVIEW COMMITTEE
TRANSPORTATION PROJECTS STATUS REPORT

Design & Construction as of: 01/01/24

Budget Number	Project Description	Estimated Start Date	Currently Anticipated Completion Date	Engineer	Contract Amount	Pct Compl	DESIGN		CONSTRUCTION					
							Adv or Contract Award Date	Currently Anticipated Completion Date	Contractor	Contract Amount	Pct Compl			
2036A0081Z	Sheridan Rd - 21st St S to 31st St S													
2036A0082Z	Sheridan Rd - 31st St S to 41st St S													
2036A0083Z	Sheridan Rd - 41st St S to 51st St S			Garver										
2036A0086Z	Admiral Pl: 225th EA to 22200 Blk E Adm.			CEC										
2036A0087Z	11th St S - 145th E Ave to 161st E Ave													
2036A0088Z	11th St S - 161st E Ave to 177th E Ave	Jun-23	Aug-24	TEP	\$54	60%								
2036A0089Z	11th St S - 177th E Ave to 193rd E Ave	Jun-23	Aug-24	TEP	\$84	60%								
2036A0090Z	21st St S - 145th E Ave to 161st E Ave													
2036A0091Z	21st St S - 161st E Ave to 177th E Ave													
2036A0092Z	31st St S - Garnett Rd to 129th E Ave			Marquardt										
2036A0093Z	41st St S - 177th E Ave to 193rd E Ave													
2036A0094Z	129th E Ave - 51st St S to 61st St S													
2036A0095Z	145th E Ave - 11th St S to 21st St S													
2036A0096Z	145th E Ave - 21st St S to 31st St S													
2036A0097Z	161st E Ave - 11th St S to 21st St S	Jun-23		TEP	\$91	10%								
2036A0108Z	61st St S - Sheridan Rd to Memorial Dr													
2036A0109Z	Memorial Dr - 51st St S 61st St S	Jan-23	May-24	Poe	\$438	10%								
2036A0110Z	Mingo Rd - 61st St S to 71st St S			C&K										
2036A0111Z	Mingo Rd - 91st St S to 101st St S													
2036A0113Z	101st St S - Yale Ave to Sheridan Ave													
2036A0114Z	101st St S - Sheridan Rd to Memorial Dr													
2036A0115Z	111st St S - Yale Ave to Sheridan Rd													
2036A0116Z	121st St S - Yale Ave to Sheridan Rd													
2036A0117Z	Yale Ave - 61st St S to 71st St S													
2036A0118Z	Yale Ave - 111th St S to 121st St S			CEC										
2036A0119Z	Sheridan Rd - 71st St S to 81st St S	Apr-23	Feb-24	CGA	\$138	10%								
2036A0122Z	41st St S - Riverside Dr to Peoria Ave													
2036A0123Z	41st St S - Peoria Ave to Lewis Ave													
2036A0124Z	Peoria Ave - 31st St S to 41st St S	Jun-23	Oct-24	Marquardt	\$59	30%								
2036A0125Z	Lewis Ave - 41st St S to I-44	Aug-22	Jun-24	Benham	\$85	64%								
	Intersection Projects													
2036A0022Z	36th St N & Harvard Ave Intersection			Schemmer										
2036A0023Z	Apache St & MLK Jr Blvd Intersection			Benham										
2036A0024Z	Pine St & Gilcrease Museum Rd Intersection													
2036A0035Z	41st St S & Elwood Ave Intersection	Jan-23	Sep-23	BKL	\$223	90%								
2036A0036Z	51st St S & 33rd W Ave Intersection													
2036A0037Z	71st St S & Union Ave Intersection													
2036A0038Z	81st St S & Union Ave Intersection													
2036A0056Z	36th St N & 129th E Ave Intersection	Nov-22	Aug-23	Keithline	\$65	90%								
2036A0057Z	Pine St & Sheridan Rd Intersection													
2036A0058Z	Pine St & Mingo Rd Intersection	Jan-23	Feb-24	Garver		88%								
2036A0059Z	Pine St & Garnett Rd Intersection	Jun-23		PEC	\$35	10%								

CITY OF TULSA, OKLAHOMA
SALES TAX OVERVIEW COMMITTEE
TRANSPORTATION PROJECTS STATUS REPORT

Design & Construction as of: 01/01/24

Budget Number	Project Description	Estimated Start Date	Currently Anticipated Completion Date	Engineer	Contract Amount	Pct Compl	DESIGN		CONSTRUCTION				
							Adv or Contract Award Date	Currently Anticipated Completion Date	Contractor	Contract Amount	Pct Compl		
2036A0060Z	Admiral PI & Sheridan Rd Intersection			CEC									
2036A0061Z	Admiral PI & Garnett Rd Intersection												
2036A0062Z	11th St S & Sheridan Rd Intersection												
2036A0063Z	11th St S & Mingo Rd Intersection												
2036A0071Z	11th St S & Peoria Ave Intersection												
2036A0072Z	11th St S & Lewis Ave Intersection			Wallace		100%					TIF-IDP		100%
2036A0073Z	11th St S & Harvard Ave Intersection												
2036A0074Z	15th St S & Harvard Ave Intersection			Garver									
2036A0075Z	21st St S & Harvard Ave Intersection												
2036A0076Z	31st St S & Peoria Ave Intersection	Jun-23		Marquardt	\$42	30%							
2036A0084Z	15th St S & Sheridan Rd Intersection												
2036A0085Z	41st St S & Yale Ave Intersection												
2036A0098Z	11th St S & 145th E Ave Intersection	Jun-23	Aug-24	TEP	\$16	60%							
2036A0099Z	11th St S & 161st E Ave Intersection	Jun-23	Aug-24	TEP	\$14	60%							
2036A0100Z	11th St S & 177th E Ave Intersection	Jun-23	Aug-24	TEP	\$14	60%							
2036A0101Z	11th St S & 193rd E Ave Intersection	Jun-23	Aug-24	TEP	\$14	60%							
2036A0102Z	21st St S & 145th E Ave Intersection												
2036A0103Z	21st St S & 161st E Ave Intersection												
2036A0104Z	21st St S & 177th E Ave Intersection												
2036A0105Z	21st St S & 193rd E Ave Intersection												
2036A0106Z	31st St S & 145th E Ave Intersection												
2036A0107Z	41st St S & 177th E Ave Intersection												
2036A0112Z	91st St S & Memorial Dr Intersection												
2036A0120Z	121st St S & Yale Ave Intersection												
2036A0121Z	111th St S & Yale Ave Intersection			CEC									
2036A0126Z	41st St S & Peoria Ave Intersection												
Arterial Street Widening Projects:													
2036W0001Z	Gilcrease Museum Rd - Pine to Admiral	Sep-22	Aug-23	Poe		90%							
2036W0002Z	81st St S - Tacoma Ave to Maybelle Ave			ODOT							ODOT		
2036W0003Z	81st St S & Elwood Ave Intersection			BKL									
2036W0004Z	91st St S - Memorial Dr to Mingo Rd	Mar-20	Dec-23	Garver	\$814	95%							
2036W0005Z	101st St S & Sheridan Rd Intersection	Nov-23	Jan-24	CEC	\$603	1%							
2036W0006Z	81st St S - Harvard Ave to Yale Ave	Jun-23	Jan-24	Garver	\$1,485	10%							
Central Business District (CBD)													
Streets and Alleys													
2036D0001Z	4th St	6/1/2023	Feb-24	Poe		60%							
2036D0002Z	MLK Ave & Detroit Ave north of BNSF	Aug-20	Feb-21	Poe	\$130	95%							
2036D0003Z	Cincinnati Ave	Oct-23		Poe		25%							
2036D0004Z	Detroit Ave south of BNSF	Aug-23	Sep-24	Poe		30%							
2036D0005Z	Reconciliation Way	Aug-20	Feb-21	Poe		95%							
2036D0006Z	Lansing Ave	Jun-23	Feb-24	Poe		60%							

CITY OF TULSA, OKLAHOMA
SALES TAX OVERVIEW COMMITTEE
TRANSPORTATION PROJECTS STATUS REPORT

Design & Construction as of:

01/01/24

DESIGN										CONSTRUCTION			
Budget Number	Project Description	Estimated Start Date	Currently Anticipated Completion Date	Engineer	Contract Amount	Pct Compl	Adv or Contract Award Date	Currently Anticipated Completion Date	Contractor	Contract Amount	Pct Compl		
2036D0007Z	Alleeways			Sir & Sivrt									
Bridge Maintenance & Rehabilitation													
2037B0201C	Bridge #201C	Oct-22	Oct-23	Benham	\$8	90%							
2037B0216Z	Bridge #216												
2037B0219D	Bridge #219D												
2037B0286Z	Bridge #286	Oct-22	Oct-23	Benham	\$8	90%							
2037B0340Z	Bridge #340												
2037B0343Z	Bridge #343	Oct-22	Oct-23	Benham	\$8	90%							
2037B0179Z	Bridge #179												
2037B0232Z	Bridge #232												
2037B0245Z	Bridge #245	Jan-21	Sep-21	Garver	\$89	95%	Sep-23	Jan-24	Gradelline	\$600			
2037B0258Z	Bridge #258	Jan-21	Sep-21	Garver	\$35	95%	Sep-23	Jan-24	Gradelline	\$300			
2037B0263Z	Bridge #263	Jul-21		CP&Y	\$30	90%							
2037B0301Z	Bridge #301	Jul-21		CP&Y	\$30	90%							
2037B0359Z	Bridge #359	Feb-22	Dec-22	Garver		95%	Aug-23	Nov-23	Daris	\$150	40%		
2037B0232A	Bridge #232A	Jan-21	Sep-21	Garver		95%							
2037B0301A	Bridge #301A												
2037B0425Z	Bridge #425												
2037B0225Z	Bridge #225												
2037B0167Z	Bridge #167	Feb-22	Dec-22	Garver		90%	Aug-23	Nov-23	Daris	\$60	40%		
2037B0173Z	Bridge #173			Poe									
2037B0236Z	Bridge #236			CP&Y	\$54	60%							
2037B0241Z	Bridge #241	Jul-21		CP&Y									
2037B0261A	Bridge #261A	Feb-22	Dec-22	Garver		90%	Aug-23	Nov-23	Daris	\$120	40%		
2037B0261B	Bridge #261B	Feb-22	Dec-22	Garver		90%	Aug-23	Nov-23	Daris	\$100	40%		
2037B0269Z	Bridge #269			Benham									
2037B0474Z	Bridge #474												
2037B0482Z	Bridge #482												
2037B0153Z	Bridge #153												
2037B0183Z	Bridge #183												
2037B0252Z	Bridge #252												
2037B0271Z	Bridge #271												
2037B0322Z	Bridge #322			Benham									
2037B0329Z	Bridge #329												
2037B0478Z	Bridge #478												
2037B0204Z	Bridge #204	Mar-21		CP&Y		90%							
2037B0315Z	Bridge #315												
2037B0336Z	Bridge #336												
2037B0404Z	Bridge #404												
2037B0346Z	Bridge #346												
2037B0423Z	Bridge #423			Benham									
2037B0424Z	Bridge #424												

CITY OF TULSA, OKLAHOMA
 SALES TAX OVERVIEW COMMITTEE
 TRANSPORTATION PROJECTS STATUS REPORT

Design & Construction as of: 01/01/24

Budget Number	Project Description	Estimated Start Date	Currently Anticipated Completion Date	Engineer	Contract Amount	Pct Compl	Adv or Contract Award Date	Currently Anticipated Completion Date	DESIGN		CONSTRUCTION	
									Contractor	Contract Amount	Pct Compl	
2037B1000Z	Citywide Bridge Rehab and Inspection											
Citywide Projects												
	Citywide ADA Transition Plan Impl & Update (ROW)											
2036X0001Z	Transition Plan Update											
2036X0002Z	Transit Stops			BKL								
2036X0003Z	Signalized Intersections			BKL								
2036S0001Z	Sidewalk Corridors			BKL								
2036X0004Z	Citywide Infrastructure Partnership Funds											
2036N0001Z	Citywide Non-Arterial Routine & Preventive											
2036A1000Z	Citywide Arterial Routine and Preventive											
2036A1001Z	Pavement Reinspection											
2035X0001Z	Transit-MTTA-Route 66 Bus Rapid Transit			HNTB	\$1,317	80%						
Traffic Engineering												
2036X0005Z	Signal Coordination & Communication											
2036X0006Z	Signal Installation, Repair and Replace											
2036X0007Z	Traffic Calming											
2036X0008Z	Lighting Repair and Replacement											
2036X0009Z	Pavement Markings and Signs											
2036X0010Z	Guardrail Repair and Replacement											
2039X0009Z	Traffic Studies											
Bicycle-Pedestrian Infrastructure												
2036S0002Z	Go Plan Implementation - Engineering			Garver								
2036S0003Z	Go Plan Implementation-Traffic Operation			Traffic								
2036S0004Z	Arterial Sidewalk			Sirt & Strmwtr								
2036S0005Z	Non Arterial Sidewalk			Sirt & Strmwtr								
2036X0011Z	Arena District Mstr Plan Implementation			MKSK								
TOTAL FUNDS 4281-4285 - 2020 STREETS GENERAL OBLIGATION BOND												
* Same design contract for \$35,000												
** Same design contract for \$15,000												
* Total contract with Becco is \$4,448,000 for stormwater project 993311 & street projects 6008-014180 & 6312-994526												

Finance and Economic Indicators

STOC

SALES TAX OVERVIEW COMMITTEE

Ashley Webb
Chair

Ashley R. Webb
Riggs, Abney, Neal, Turpen, Orbison & Lewis Inc.
Attorney At Law
Tulsa, OK 74119
(918) 699-8905

To: City Council
Date: February 7, 2024
Subject: February Report to City Council

Attached is the January 2024 Sales Tax Overview Committee (STOC) Status Report

2006 Special Extended Sales Tax

January expenditures totaled \$664,000, of which \$577,000 was spent on the Tulsa Zoo Elephant Exhibit project. Encumbrances and commitments total \$784,000. Current appropriations for the 2006 Third Penny Sales Tax Extension Fund total \$272,920,000. There is a current appropriation balance of \$6,253,000.

2008 Sales Tax Special Temporary Streets

There were no expenditures in January. Encumbrances and commitments total \$158,000. Current appropriations for the 2008 Sales Tax Special Temporary Streets Fund total \$145,494,000. There is a current appropriation balance of \$38,000.

2014 Sales Tax

January expenditures totaled \$2,193,000, of which \$1,360,000 was spent on the widening of Yale Ave from 81st to 91st project. Encumbrances and commitments total \$28,246,000. Current appropriations for the 2014 Sales Tax Fund total \$579,640,000. There is a current appropriation balance of \$125,683,000.

2016 Sales Tax

January expenditures totaled \$5,017,000, of which \$4,560,000 was spent on the the Tulsa Vision advanced sales tax revenue bonds debt service project. Encumbrances and commitments total \$2,226,000. Current appropriations for the 2016 Sales Tax Fund total \$332,124,000. There is a current appropriation balance of \$75,841,000.

2016 Revenue Bond

January expenditures totaled \$6,074,000, of which \$3,039,000 was spent on the Gilcrease Museum Expansion project. Encumbrances and commitments total \$16,773,000. Current appropriations for the 2016 Revenue Bond Fund total \$350,600,000. There is a current appropriation balance of \$22,188,000.

2020 Sales Tax

January expenditures totaled \$1,065,000, of which \$940,000 was spent on the Capital Equipment project. Encumbrances and commitments total \$9,106,000. Current appropriations for the 2020 Sales Tax Fund total \$111,033,000. There is a current appropriation balance of \$40,444,000.

2020 General Obligation Bonds

January expenditures totaled \$2,214,000, of which \$612,000 was spent on the Citywide Non-aerterial routine and preventative maintenance project. Encumbrances and commitments total \$35,856,000. Current appropriations for the 2020 General Obligation Bonds Fund total \$149,015,000. There is a current appropriation balance of \$75,155,000.

2014 General Obligation Bonds

January expenditures totaled \$2,471,000, of which \$648,000 was spent on the Maintenance Zone 4031 project. Encumbrances and commitments total \$29,687,000. Current appropriations for the 2014 General Obligation Bonds Fund total \$313,615,000. There is a current appropriation balance of \$37,981,000.

2008 General Obligation Bonds

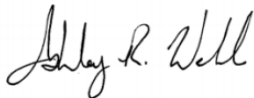
There were no expenditures in January. There are currently no encumbrances or commitments. Current appropriations for the 2008 General Obligation Bonds Fund total \$230,055,000. There is a current appropriation balance of \$294,000.

2005 General Obligation Bonds

There were no expenditures in January. Encumbrances and commitments total \$5,000. Current appropriations for the 2005 General Obligation Bonds Fund total \$74,919,000. There is a current appropriation balance of \$11,000.

Respectfully submitted,

Ashley Webb, Chair



Attachments

cc: Tammy Pitts
Christy Basgall
Jarrod Moore
Jake Epp



FINANCIAL REPORT TO CITY COUNCIL

Wednesday, February 7, 2024

I. Financial Report

Revenue: 2016 Vision 0.805 Percent and 2020 Sales Tax 0.45 Percent Sales Tax Funds

	Fiscal Year to Date	
	January	Thru January
Actual	\$ 10,342,587	\$ 61,247,945
Adopted Budget - Current Year	9,672,896	58,305,871
Actual vs Budget	\$ 669,691	\$ 2,942,074

Expenditures

Fund	December	Fiscal Year to Date Thru December
409 - 2020 Sales Tax	\$ 1,064,524	\$ 11,852,095
4001, 4003-4004 - Tulsa Vision Rev Bonds	6,073,932	19,196,825
4000 - Tulsa Vision Sales Tax	5,016,727	30,079,051
405 - 2014 Sales Tax	2,193,441	12,138,260
404 - 2008 Streets Temporary Sales Tax	-	-
402 - 2006 Special Extended Sales Tax	663,888	813,954
TOTAL \$	15,012,512	\$ 74,080,185

II. Expenditures in Other Funds

Fund	December	Fiscal Year to Date Thru December
401 - 2001 Sales Tax	-	-
428 - 2020 GO Bond	2,213,540	9,582,419
427 - 2014 GO Bond	2,470,573	9,610,785
426 - 2008 GO Bond	(294,096)	(294,096)
425 - 2005 GO Bond	(2,793)	(2,793)
TOTAL \$	4,387,225	\$ 18,896,315

III. Items for the City Council's Attention

- A. Monthly Financial Reports
- B. STOC Committee and Subcommittee Minutes and Reports

IV. Attachments

- A. Attendance Record for the last 12 months
- B. STOC Committee and Subcommittee Minutes and Reports

Respectfully submitted,

Ashley R. Webb, Chair

Attachments

cc: Tammy Pitts
Jarrod Moore
Jake Epp

MAJOR CAPITAL IMPROVEMENTS CONSTRUCTION FUNDS SUMMARY
As of December, 2024

	CURRENT		EXPENDITURES		ENCUMBERED	PERCENT	BALANCE
	APPROPRIATIONS		Current Month	Life To Date			
Fund 401 and Fund 403							
2001 Third Penny Sales Tax and 2006 Advance Funded Sales Tax	\$ 112,611,653	\$ -	\$ 112,597,047	\$ (0)	100%	\$ 14,605	
Fund 402							
2006 Third Penny Sales Tax Extension	\$ 272,920,362	\$ 663,888	\$ 265,883,356	\$ 783,807	98%	\$ 6,253,199	
Fund 404							
2008 Sales Tax Special Temporary Streets Fund	\$ 145,493,500	\$ -	\$ 145,298,037	\$ 157,931	100%	\$ 37,532	
Fund 405							
2014 Sales Tax Fund	\$ 579,639,705	\$ 2,193,441	\$ 425,710,328	\$ 28,245,999	78%	\$ 125,683,379	
Fund 406: 4000							
2016 Sales Tax Fund	\$ 332,123,895	\$ 5,016,727	\$ 254,057,154	\$ 2,225,931	77%	\$ 75,840,809	
Fund 406: 4001, 4003, 4004							
2016 Revenue Bond Fund	\$ 350,600,000	\$ 6,073,932	\$ 311,639,415	\$ 16,772,801	94%	\$ 22,187,784	
Fund 409							
2020 Sales Tax Fund	\$ 111,033,334	\$ 1,064,524	\$ 61,483,728	\$ 9,106,040	64%	\$ 40,443,566	
Fund 429							
2024 General Obligation Bonds							
Fund 428							
2020 General Obligation Bonds	\$ 149,015,000	\$ 2,213,540	\$ 38,004,035	\$ 35,856,196	50%	\$ 75,154,769	
Fund 427							
2014 General Obligation Bonds	\$ 313,615,000	\$ 2,470,573	\$ 245,946,184	\$ 29,687,494	88%	\$ 37,981,322	
Funds 426							
2008 General Obligation Bonds	\$ 230,054,937	\$ (294,096)	\$ 229,760,841	\$ 0	100%	\$ 294,096	
Funds 425							
2005 General Obligation Bonds	\$ 74,919,257	\$ (2,793)	\$ 74,903,455	\$ 5,136	100%	\$ 10,667	
Fund 740: 7401-7408							
TMUA--Water Capital Fund	\$ 485,925,405	\$ 2,298,192	\$ 377,707,295	\$ 37,963,227	86%	\$ 70,254,884	
Funds 750: 7501-7522							
TMUA-Sanitary Sewer Capital Funds	\$ 621,159,957	\$ 3,781,009	\$ 501,497,781	\$ 47,848,452	88%	\$ 71,813,724	

Report On Tulsa Economic Indicators November 2023

Economic Overview

Economic Overview will be updated at the end of every quarter. The Next EO Summary will be posted with the December 2024 Report.

Wage & Salary Employment Conditions

Labor force participation grew in November, reporting a total of 513,900. Compared to the previous month, this was an increase of 6,400 or 1.3% in participants. Meanwhile, the Total Employment survey grew by 7,100 positions within the metro area. This was an increase of 1.4% over the previous month for a total of 497,100. The area unemployment rate was reported at 3.3% for November - which fell from the October figure of 3.5%. Total unemployment for the area was 3.0% during the same period last year. According to the second employment survey, Wage and Salary Employment increased by 6,600 in November, to report a total of 472,100. The Manufacturing sector fell by 200 positions in November, totaling 52,600 jobs. The Service sector grew by 500 positions in November, equaling 236,200 jobs. The Trade sector grew to 90,300 total jobs.

Freight Conditions

Tulsa International Airport reported 1,440,218 total passengers YTD through November '23. This is approximately 110,000 more than last year. Freight at the Port of Catoosa reported 142,395 of barge tonnage for the month. This is an increase versus the previous month of 67,377 tons. Compared to the same month a year ago, we have experienced an increase of 3.6% in barge tonnage.

Enterprise Customers

Month over month total Sewer customers saw an increase in November, totaling 135,438 for the current period. The current customer base is 0.8% greater than this month last year. The water customer count has an increase in November, totaling 147,505 for the month. The current customer base is 0.62% greater than this month last year.

Price Indices

PPI remained stable at 0.0% in November at 211.0

MCI fell by 0.03% in November to 313.2

CPI-U came up slightly to 291.1 for the month of November

20-Year GO Bond rates fell by 29 basis points to 3.83% in November

Revenue Bonds were at 4.11% for the month

30-Day Treasury Bill rates fell by 1.20 points to 5.39% in November

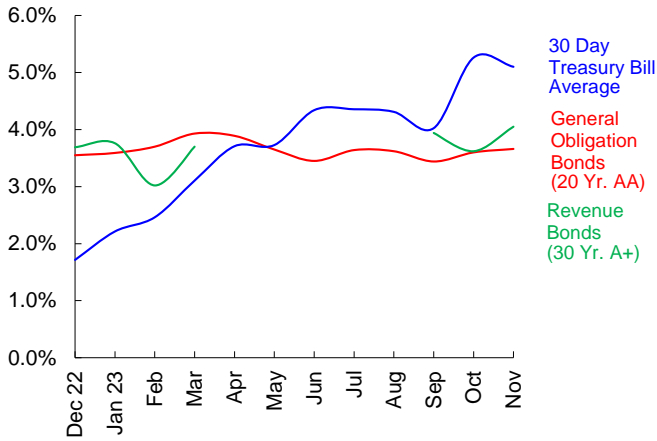
Tulsa Economic Indicators

Most Recent Twelve Months

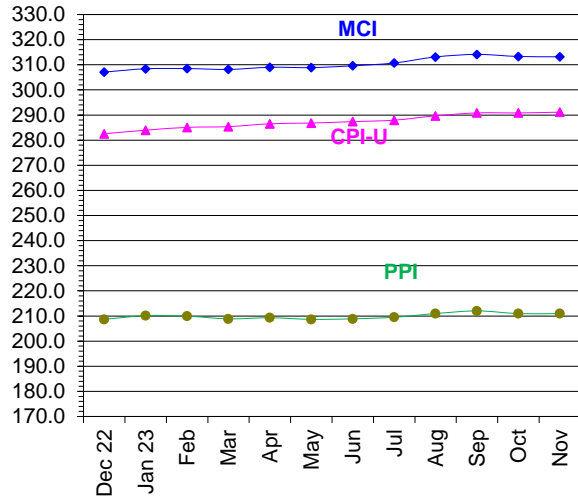
(unless otherwise indicated)

	December 22 to November 23	December 21 to November 22	Change
Wage & Salary			
Employment (TMSA 12 Mo. Avg.):	<u>Nov-23</u>	<u>Nov-22</u>	
Manufacturing	49,700	48,200	3.1%
Services	235,300	229,600	2.5%
Trade	87,900	89,400	(1.7%)
Other	<u>88,500</u>	<u>88,100</u>	0.5%
Total	461,400	455,300	1.3%
Unemployment Rates (TMSA 12 Mo. Avg.):			
	<u>Nov-23</u>	<u>Nov-22</u>	
Tulsa MSA	3.1%	3.1%	0.0%
Oklahoma	3.0%	2.9%	0.1%
United States	3.6%	3.6%	0.0%
Air Passengers (Calendar YTD):			
	<u>Nov-23</u>	<u>Nov-22</u>	
Barge Tonnage (Calendar YTD):	1,440,218	1,329,759	8.3%
	1,730,600	1,893,100	(8.6%)
Price and Cost Indices:			
	<u>Nov-23</u>	<u>Nov-22</u>	
Consumer Price Index - Urban	291.1	282.8	2.9%
Producer Price Index	211.0	209.7	0.6%
Municipal Cost Index (Est.)	313.2	308.6	1.5%
(Indices are not adjusted for seasonality)			
Financial Rates (Monthly Avg.):			
	<u>Nov-23</u>	<u>Nov-22</u>	
30-Day Treasury Bill	5.388%	3.71%	1.68
Municipal General Obligation Bond			
Buyer 11 Bond Index (20 Yr. A-AAA)	3.83%	3.89%	(0.06)
Municipal Revenue Bond Buyer			
25 Bond Index (25 Yr. A-AA+)	4.11%	3.70%	0.41
Utilities:			
	<u>Nov-23</u>	<u>Nov-22</u>	
Water Customers	147,500	146,300	0.8%
Sewer Customers	135,400	134,300	0.8%

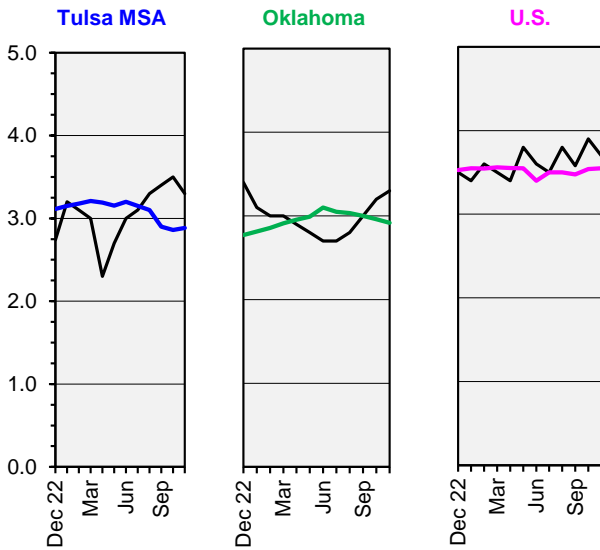
Rates on Municipal Investments and Cost of Financing**



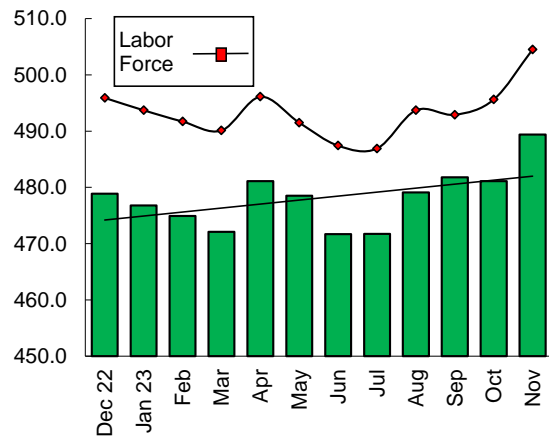
Consumers, Producers, and Municipal Price/Cost Indices



Monthly (- -) and Average (—) Unemployment Rates (Most Recent 12 Months)



Tulsa MSA Wage & Salary Employment, 12 Month MA, and Labor Force (000's)




**Short Term Capital Purchases Summary (Fund 477) as of December 2023
2006 Sales Tax Capital Equipment Replacement Report**

Department/Entitiy	Appropriations	Month's Expenditures	Year to Date Expenditures	Encumbrances Commitments	Balance
Human Resources	\$ 107,940	\$ 36,210	\$ 36,263	\$ 36,202	\$ 35,475
Finance	\$ 74,474	\$ -	\$ 54,778	\$ -	\$ 19,696
Customer Care	\$ 105,500	\$ -	\$ 99,500	\$ -	\$ 6,000
Legal	\$ 4,800	\$ -	\$ -	\$ -	\$ 4,800
Asset Management	\$ 1,126,502	\$ 45,115	\$ 337,035	\$ 288,682	\$ 500,785
Communications	\$ 7,067	\$ -	\$ -	\$ -	\$ 7,067
Information Technology	\$ 7,054,218	\$ 249,418	\$ 2,913,765	\$ 1,650,429	\$ 2,490,024
Police	\$ 9,172,779	\$ 271,410	\$ 2,313,083	\$ 4,097,825	\$ 2,761,872
Fire	\$ 7,413,087	\$ 79,107	\$ 166,362	\$ 5,706,861	\$ 1,539,864
Engineering Services	\$ 42,456	\$ -	\$ -	\$ 42,456	\$ 0
Public Works	\$ 6,331,981	\$ 310,225	\$ 983,025	\$ 3,154,628	\$ 2,194,328
Parks & Recreation	\$ 1,224,726	\$ 80,852	\$ 449,894	\$ 301,990	\$ 472,841
Manage Entities - Culture & Recreation	\$ 173,000	\$ -	\$ 73,000	\$ -	\$ 100,000
Dept. of City Experience	\$ 737,374	\$ -	\$ 69,842	\$ 343,379	\$ 324,153
Development Services	\$ 330,365	\$ 115,137	\$ 197,205	\$ 124,701	\$ 8,459
Transfer to Other Funds*	\$ 123,000	\$ -	\$ 123,000	\$ -	\$ -
Transfer to River Parks*	\$ 436,000	\$ -	\$ 36,000	\$ 221,665	\$ 178,335
Transfer to Tulsa Transit*	\$ 115,000	\$ -	\$ 115,000	\$ -	\$ -
	\$ 34,580,269.00	\$ 1,187,473.08	\$ 7,967,752.49	\$ 15,968,816.55	\$ 10,643,699.96

* Total appropriation is transferred to the agency in a lump sum during the year and incorporated into their budget.

City of Tulsa
Department of Finance
FINANCIAL REPORT



SALES TAX OVERVIEW COMMITTEE

PERIOD ENDING **December 31, 2023**

City of Tulsa
Department of Finance
FINANCIAL REPORT



G. T. Bynum
Mayor

Tammy Pitts
Director of Finance

MAYOR

G. T. Bynum

CITY COUNCIL

VANESSA HALL-HARPER.....DISTRICT 1
JEANNIE CUEDISTRICT 2
CRISTA PATRICK.....DISTRICT 3
LAURA BELLIS.....DISTRICT 4
GRANT MILLER.....DISTRICT 5
CHRISTIAM BENGELDISTRICT 6
LORI DECTER WRIGHTDISTRICT 7
PHIL LAKIN JRDISTRICT 8
JAYME FOWLERDISTRICT 9

CITY AUDITOR

CATHY CRISWELL

SALES TAX OVERVIEW COMMITTEE

Ashley Webb, Chair
Kathy Sebert, Vice Chair
Linda Jenkins, Secretary

Charles Wilkes
Scott Asbjornson

Linda Jenkins
Sylvia Powell

Kathy Sebert
Maia Treleaven
Matt Meyer
Deborah McKinney
Scott Grizzle
Pamela Amburgy
Jennifer White

Ashley Webb
Jeffrey Covington
Bruce Denny
Steve King
Paul Hassink
Mareo Johnson

SALES TAX OVERVIEW COMMITTEE REPORT
Table of Contents

<u>FUND NO.</u>	<u>PAGE NO.</u>
TABLE OF CONTENTS	3
CONSOLIDATED REPORTS	
Balance Sheets.....	4
Schedule of Sales Tax Revenue	5
402.....2006 SPECIAL EXTENDED SALES TAX.....	6
Statement of Revenue, Expenditures, and Encumbrances.....	7
405.....2014 EXTENDED 1.1% SALES TAX.....	10
Statement of Revenue, Expenditures, and Encumbrances.....	11
409.....2020 SALES TAX.....	15
Statement of Revenue, Expenditures, and Encumbrances.....	16
40002016 LIMITED PURPOSE TEMPORARY SALES TAX	18
Statement of Revenue, Expenditures, and Encumbrances.....	19
40012016 VISION ADVANCE FUNDED REVENUE BOND FUND	21
Statement of Revenue, Expenditures, and Encumbrances.....	22
40032016 VISION ADVANCE FUNDED REVENUE BOND FUND	24
Statement of Revenue, Expenditures, and Encumbrances.....	25
40042016 VISION ADVANCE FUNDED REVENUE BOND FUND	27
Statement of Revenue, Expenditures, and Encumbrances.....	28
4260-42662008 GO BOND FUNDS	30
Statement of Revenue, Expenditures, and Encumbrances.....	31
4270-42762014 GO BOND FUNDS	34
Statement of Revenue, Expenditures, and Encumbrances.....	35
4281-42832020 GO BOND FUNDS	38
Statement of Revenue, Expenditures, and Encumbrances.....	39
COMBINED STATEMENT OF OTHER FUND ACTIVITY	44
(401, 403, 404, 425).....	45
BUDGET ACTIONS.....	46

**CITY OF TULSA, OKLAHOMA
SALES TAX OVERVIEW COMMITTEE REPORT
BALANCE SHEET
DECEMBER 2023**

	FUND 402 2006 SPECIAL EXTENDED SALES TAX	FUND 405 2014 EXTENDED 1.1% SALES TAX	FUND 409 2020 SALES TAX	FUND 4000 2016 LIMITED PURPOSE TEMPORARY SALES TAX	FUNDS 4260 through 4266 2008 GO BOND FUNDS	FUNDS 4270 through 4276 2014 GO BOND FUNDS	FUNDS 4281 through 4285 2020 GO BOND FUNDS	TOTAL
ASSETS:								
POOLED EQUITY WITH TREASURER ACCRED INTERST RECEIVABLE	\$7,287,729.46	\$163,581,230.99	\$49,290,303.35	\$96,500,315.88	\$1,048,941.04	\$164,819,466.38	\$16,093,657.91	\$482,527,987.10
OTHER CURRENT RECEIVABLES TAX RECEIVABLE	31,346.12	671,093.03	186,589.43	359,512.74				\$1,248,541.32
			5,917,532.57	10,585,808.27				\$16,503,340.84
				1,753,915.89				\$1,753,915.89
TOTAL ASSETS	\$7,319,075.58	\$164,252,324.02	\$55,394,425.35	\$109,199,552.78	\$1,048,941.04	\$164,819,466.38	\$16,093,657.91	\$502,033,785.15
LIABILITIES, RESERVES, AND FUND BALANCE:								
LIABILITIES AND RESERVE FOR ENC.:								
ACCOUNTS PAYABLE			58,333.74					58,333.74
CONTRACTS PAYABLE - RETAINAGE	842.35	1,696,752.39	34,091.02	409,805.48	338,768.90	1,775,650.49	457,693.08	4,255,910.63
CONTRACTS RETAINAGE CLEAR PURCHASING CARD ESCROW DUE TO OTHER FUNDS								
ADVANCES FROM OTHER FUNDS		110,149.30						110,149.30
RESERVE FOR ENCUMBRANCES	783,806.96	27,600,111.32	11,508,405.78	2,175,931.38		29,684,883.91	32,877,728.43	71,753,139.35
RESERVE FOR COMMITMENTS								
UNENCUMBERED FUND BALANCE:								
APPROPRIATED	6,253,199.02	125,683,378.84	40,443,566.49	75,840,809.27	294,095.52	37,981,321.98	(17,241,763.60)	286,496,371.12
UNAPPROPRIATED RESERVED FOR ADVANCES	281,227.25	9,161,932.17	3,350,028.32	30,773,006.65	416,076.62	95,377,610.00		139,359,881.01
TOTAL FUND BALANCE	6,534,426.27	134,845,311.01	43,793,594.81	106,613,815.92	710,172.14	133,358,931.98	(17,241,763.60)	425,856,252.13
TOTAL LIABILITIES, RESERVES, AND FUND BALANCE	\$7,319,075.58	\$164,252,324.02	\$55,394,425.35	\$109,199,552.78	\$1,048,941.04	\$164,819,466.38	\$16,093,657.91	\$502,033,785.15

CITY OF TULSA, OKLAHOMA
SALES TAX OVERVIEW COMMITTEE REPORT
SCHEDULE OF SALES TAX REVENUE
December 2023

Month	COMPARISON TO BUDGET (2022-2023)			COMPARISON TO PRIOR YEAR				
	BUDGET	ACTUAL	DIFFERENCE	2021-2022	2022-2023	AMOUNT	PERCENT	
	AMOUNT	AMOUNT		ACTUAL	ACTUAL	INCREASE (DECREASE)	INCREASE/DECREASE ACTUAL BUDGET	
July	\$ 9,720,773.00	\$ 10,349,764.41	\$ 628,991.41	\$ 9,845,859.25	\$ 10,349,764.41	\$ 503,905.16	5.1%	-1.3%
August	\$ 9,970,563.00	\$ 10,323,915.14	353,352.14	\$ 10,095,265.54	\$ 10,323,915.14	228,649.60	2.3%	-1.2%
September	\$ 9,666,526.00	\$ 10,106,613.79	440,087.79	\$ 9,641,274.74	\$ 10,106,613.79	465,339.05	4.8%	0.3%
October	\$ 9,626,968.00	\$ 10,385,003.09	758,035.09	\$ 10,019,197.63	\$ 10,385,003.09	365,805.46	3.7%	-3.9%
November	\$ 9,648,145.00	\$ 10,062,271.57	414,126.57	\$ 9,615,664.08	\$ 10,062,271.57	446,607.49	4.6%	0.3%
December	\$ 9,672,896.00	\$ 10,062,794.34	389,898.34	\$ 9,937,888.82	\$ 10,062,794.34	124,905.52	1.3%	-2.7%
January	\$10,277,220.00			\$10,072,232.25				2.0%
February	\$10,276,136.00			\$10,361,581.82				-0.8%
March	\$ 8,821,273.00			\$ 9,821,460.85				-10.2%
April	\$ 9,221,522.00			\$ 9,378,599.48				-1.7%
May	\$10,073,262.00			\$10,291,299.34				-2.1%
June	\$ 9,713,485.00			\$ 9,712,756.46				0.0%
TOTAL	\$ 116,688,769.00	\$ 61,290,362.34	\$ 2,984,491.34	\$ 118,793,080.26	\$ 61,290,362.34	\$ 2,135,212.28	3.6%	-1.8%

PERCENT INCREASE (DECREASE) 4.87%

2006 SPECIAL EXTENDED SALES TAX

FUND 402

(SIXTH THIRD PENNY SALES TAX PROGRAM)

**CITY OF TULSA, OKLAHOMA
SALES TAX OVERVIEW COMMITTEE REPORT
FUND 402 - 2006 SPECIAL EXTENDED SALES TAX**

**STATEMENT OF REVENUES, EXPENDITURES AND ENCUMBRANCES
FOR THE SIX MONTHS ENDED DECEMBER 31, 2023**

	FY ESTIMATED REVENUES/ LIFE-TO-DATE APPROPRIATIONS	CURRENT MONTH	ACTUAL YEAR TO DATE	LIFE TO DATE	OUTSTANDING REVENUES/ BALANCE OF APPROPRIATIONS
Revenue					
Sales Tax	\$	\$	\$	\$ 430,935,953.99	\$
Donations					
Interest on Investments		13,620.24	83,976.19	16,597,700.05	(83,976.19)
Intergovernmental Revenue					
Federal, State & Local grants					
Transfers from other funds					
Miscellaneous Revenue				1,424,225.61	
Total Revenue		13,620.24	83,976.19	448,957,879.65	-83,976.19
Expenditures					
Project Expenditures	272,920,362.47	6,638,887.93	6,904,350.74	271,605,359.80	1,315,002.67
Total Expenditures	272,920,362.47	6,638,887.93	6,904,350.74	271,605,359.80	1,315,002.67
Excess (Deficiency) of Revenue Over Expenditures			(6,820,374.55)	177,352,519.85	
Completed Projects Encumbrances			783,806.96	174,416,586.99 783,806.96	
Excess (Deficiency) of Revenue Over Expenditures and Encumbrances			(7,604,181.51)	2,152,125.90	
June 30, 2022 Ending Fund Balance			8,882,061.76		
Prior year expenditures					
June 30, 2022 Encumbrances			874,245.65		
Adjusted Beginning Fund Balance			9,756,307.41		
Ending Fund Balance			\$ 2,152,125.90	\$ 2,152,125.90	

Fund 402
2016 VISION ED CAPITAL PROJ

as of: 12/31/2023

FUND	PROJECT	TITLE	REVISED BUDGET	MTD ACTUAL	YTD ACTUAL	LTD ACTUAL	ENC	COMM	BALANCE
402	016100	Forensic Lab Expansion	14,729,241.90	-	-	14,729,241.90	-	-	-
402	016130	Replace 2 Police Helicopters	4,344,475.00	-	-	4,344,475.00	-	-	-
402	016200	Apparatus Replacement	12,863,575.91	-	-	12,863,575.91	-	-	-
402	016240	Site Acq. For Addnl. Station	5,300,000.00	-	1,006.75	4,834,838.97	1,250.00	-	463,911.03
402	016310	Network System Replacement	1,402,150.04	-	-	1,402,150.04	-	-	-
402	017110	General Park Improvements	4,829,359.78	-	-	4,828,917.98	441.80	-	(0.00)
402	017120	Golf Course Development	459,640.57	-	-	459,640.57	-	-	-
402	017140	Tulsa Zoo Department	2,938,780.81	-	-	2,938,780.81	-	-	-
402	060020	Comprehensive Plan Update	649,253.49	-	-	649,253.49	-	-	-
402	060040	Equipment Mgmt Projects	2,242,000.00	-	-	2,242,000.00	-	-	-
402	062100	Unservd Area & Offsite Mns	7,200,000.00	-	-	7,200,000.00	-	-	-
402	062120	Sswwtp 71 Ls Expansion	400,000.00	-	-	400,000.00	-	-	-
402	062130	Spunky Crk Bsn Ms & Ls	9,497,696.77	-	-	9,497,696.77	0.00	-	(0.00)
402	062140	Lower Bird Creek Wwtp Expn	11,000,000.00	-	-	11,000,000.00	-	-	-
402	063101	Fred Creek Drainage Imprv	12,250,000.00	-	-	12,250,000.00	-	-	(0.00)
402	063106	Elm Crk 6th St Drainage	2,000,000.00	-	-	2,000,000.00	(0.00)	-	(0.00)
402	063107	Citywide Mdp Updates	450,000.00	-	-	450,000.00	-	-	-
402	063109	Engr And Insp Svc-Fc	500,000.00	-	-	500,000.00	-	-	-
402	064001	Arterial Streets Rehab	28,169,343.33	-	33,721.10	28,149,953.57	19,389.76	-	(0.00)
402	064002	Residential Streets Rehab	25,849,169.10	-	-	25,849,169.10	0.00	-	0.00
402	064003	Traffic Signals & Lighting	2,600,000.00	-	-	2,600,000.00	0.00	-	(0.00)
402	064004	TRAFFIC SIGNAL SYNCH	1,700,000.00	-	-	1,692,173.06	7,826.94	-	(0.00)
402	064005	St Surface Rpr & Crack Seal	10,000,000.00	-	-	10,000,000.00	0.00	-	0.00
402	064060	Bridge Replacement	2,500,000.00	-	-	2,499,613.73	385.00	-	1.27
402	064062	Bridge Rehab/Repair Cw	2,500,000.00	-	2,335.54	2,490,497.85	9,502.15	-	(0.00)
402	064093	City Match-Fed/St/Co Projs	1,500,000.00	-	-	1,410,000.00	90,000.00	-	-
402	064101	41St-Garnett To 129Th E Ave	500,000.00	-	-	498,500.00	1,500.00	-	(0.00)
402	064102	81St-Memorial To Mingo	7,402,272.09	-	-	7,402,272.09	-	-	0.00
402	064103	91St & Harvard Intersection	2,217,000.00	-	-	2,217,000.00	-	-	-
402	064104	91St And Sheridan Inters	4,417,718.54	-	-	4,414,613.00	-	-	3,105.54
402	064105	61St St Riverside To Peoria	800,000.00	-	-	705,989.93	23,660.27	-	70,349.80
402	064106	Garnett-11Th To I-244	500,000.00	-	-	499,555.00	-	-	445.00
402	064107	Mingo 71St To 81St	500,000.00	-	-	498,721.40	-	-	1,278.60
402	064108	Pine St-Memorial To Mingo	500,000.00	-	-	487,498.67	(0.00)	-	12,501.33
402	064109	129Th-31St To 41St	5,500,000.00	-	-	5,500,000.00	-	-	-
402	064110	61St-Riverside To Peoria	7,369,000.00	-	-	7,369,000.00	-	-	-
402	064111	91St-Memorial To Mingo	500,000.00	87,702.00	189,104.00	254,212.17	6,872.00	-	238,915.83
402	065100	Public Facilities Renov	7,080,000.00	-	11,600.44	6,972,462.27	107,447.08	-	90.65
402	065300	Energy Efficiency Facil Impr	1,600,000.00	-	-	1,134,165.67	-	-	465,834.33
402	065320	Gilcrease Museum Renovation	4,451,158.00	-	-	4,450,747.45	410.55	-	(0.00)
402	065330	Performing Arts Ctr Renova	1,560,000.00	-	-	1,560,000.00	-	-	-
402	066210	New Fs 11-11Th/177Th	-	-	-	-	-	-	-
402	066220	Homeland Sec Equip Facil	2,708,852.22	-	-	2,708,852.22	-	-	(0.00)
402	066310	Weather Alert Sirens Repl	1,694,929.61	-	-	1,694,929.61	-	-	-

Fund 402
2016 VISION ED CAPITAL PROJ

as of: 12/31/2023

FUND	PROJECT	TITLE	REVISED BUDGET	MTD ACTUAL	YTD ACTUAL	LTD ACTUAL	ENC	COMM	BALANCE
402	066320	61St Twr Comm Shelter Repl	299,964.04	-	-	299,964.04	-	-	-
402	066330	Pwr Prtct Bok Comm Site Bok	104,569.00	-	-	104,569.00	-	-	-
402	066340	Log Sys 800 Mhz Radio Sys	118,787.61	-	-	118,787.61	-	-	-
402	066350	Computer Sys Repl/Enhance	511,449.95	-	-	511,449.95	-	-	-
402	067120	Plgnd Splashpad Park Surfs	3,095,280.61	-	-	3,029,533.40	-	-	65,747.21
402	067130	Playground Equip Repl/Renov	1,063,517.00	-	-	1,054,597.78	-	-	8,919.22
402	067170	Carl Smith Facil Devel	235,421.96	-	-	231,991.95	3,430.01	-	0.00
402	067510	Trails Resurf And Widening	2,924,423.01	-	-	2,924,423.01	-	-	-
402	067520	EST BANK IMPR 11TH-21STS	5,250,000.00	-	-	346,031.29	-	-	4,903,968.71
402	067530	RVR WST FESTIVAL PRK RENOV	7,491,683.05	-	-	7,491,683.05	-	-	-
402	067540	RIVER PRKS FACIL REHAB/REPL	345,186.15	-	-	345,186.15	-	-	-
402	068100	Tda Downtown Prop Acq	1,720,000.00	-	-	1,720,000.00	-	-	-
402	068110	Kendall Whittier Plan Impl	5,000,000.00	-	-	5,000,000.00	-	-	-
402	068120	Dirty Butter Crk Acq Ph2	2,096,066.28	-	-	2,096,066.28	-	-	0.00
402	068130	Downtown Signage	1,813,710.24	-	-	1,813,710.24	-	-	-
402	068140	Econ Devel Infrastructure	3,000,000.00	-	-	3,000,000.00	-	-	-
402	068160	New Parking Garage	5,000,000.00	-	-	4,488,308.60	511,691.40	-	0.00
402	069100	Mta System Projects	2,410,000.00	-	-	2,409,999.89	-	-	0.11
402	096005	Electronic Ticketing Equip	182,707.40	-	-	182,707.40	-	-	-
402	144104	Riverside Dr & Rltd Infrstr	250,252.64	-	-	250,252.64	-	-	-
402	146200	Fire - SCBA	94,389.51	-	-	94,389.51	-	-	-
402	156000	Radio Sys Upgrd & Assc Equip	3,545,000.00	-	-	3,545,000.00	-	-	-
402	170101	Capital Equipment	172,000.00	-	-	172,000.00	-	-	0.00
402	203400001Z	Tulsa Zoo Department	1,027,836.86	576,185.93	576,185.93	1,027,836.86	-	-	(0.00)
402	914411	Tulsa Trails	1,492,500.00	-	-	1,492,500.00	0.00	-	(0.00)
402	962301	Tulsa Convention Center Impr	2,000,000.00	-	-	1,981,869.61	0.00	-	18,130.39
402	966120	Gilcrease Exp Osage Exp-41st	4,500,000.00	-	-	4,500,000.00	-	-	-
			\$ 272,920,362.47	\$ 663,887.93	\$ 813,953.76	\$ 265,883,356.49	\$ 783,806.96	\$ -	\$ 6,253,199.02

2014 EXTENDED 1.1% SALES TAX

FUND 405

(2014 EXTENDED 1.1% SALES TAX FUND)

**CITY OF TULSA, OKLAHOMA
SALES TAX OVERVIEW COMMITTEE REPORT
FUND 405 - 2014 EXTENDED 1.1% SALES TAX**

**STATEMENT OF REVENUES, EXPENDITURES AND ENCUMBRANCES
FOR THE SIX MONTHS ENDED DECEMBER 31, 2023**

	FY ESTIMATED REVENUES/ LIFE-TO-DATE APPROPRIATIONS	CURRENT MONTH	ACTUAL YEAR TO DATE	LIFE TO DATE	OUTSTANDING REVENUES/ BALANCE OF APPROPRIATIONS
Revenue					
Sales Tax	\$	\$	\$	\$ 551,323,376.53	\$
Donations					
Interest on Investments		291,848.61	1,799,530.75	21,233,673.24	(1,799,530.75)
Intergovernmental Revenue					
Federal, State & Local grants					
Transfers from other funds					
Miscellaneous Revenue				98,580.75	
Total Revenue		<u>291,848.61</u>	<u>1,799,530.75</u>	<u>572,655,630.52</u>	<u>-1,799,530.75</u>
Expenditures					
Project Expenditures	579,639,705.22	2,193,440.75	14,311,826.69	417,180,252.56	162,459,452.66
Total Expenditures	<u>579,639,705.22</u>	<u>2,193,440.75</u>	<u>14,311,826.69</u>	<u>417,180,252.56</u>	<u>162,459,452.66</u>
Excess (Deficiency) of Revenue Over Expenditures			(12,512,295.94)	155,475,377.96	
Completed Projects Encumbrances			<u>28,245,998.65</u>	<u>28,245,998.65</u>	
Excess (Deficiency) of Revenue Over Expenditures and Encumbrances			(40,758,294.59)	127,229,379.31	
June 30, 2022 Ending Fund Balance			129,725,585.23		
Prior year expenditures					
June 30, 2022 Encumbrances			<u>38,262,088.67</u>		
Adjusted Beginning Fund Balance			<u>167,987,673.90</u>		
Ending Fund Balance			<u>\$ 127,229,379.31</u>	<u>\$ 127,229,379.31</u>	

Fund 405
2016 VISION ED CAPITAL PROJ

as of: 12/31/2023

FUND	PROJECT	TITLE	REVISED BUDGET	MTD ACTUAL	YTD ACTUAL	LTD ACTUAL	ENC	COMM	BALANCE
405	140040	Cng Fuel Expansion	1,800,000.00	-	-	1,787,810.17	-	-	12,189.83
405	140050	Radio Frequency ID Devices	750,000.00	-	-	-	-	-	750,000.00
405	140060	Emd Emergency Generators	200,000.00	-	-	196,879.85	3,120.15	-	0.00
405	140070	Emd Facilities Maintenance	1,000,000.00	33,000.00	33,000.00	888,975.46	9,337.00	-	101,687.54
405	140080	Emd Lights, Hvac, Plumbing	2,300,000.00	-	4,945.00	1,480,357.70	-	44,238.50	775,403.80
405	140100	Capital Equipment	46,235,000.00	-	-	46,234,996.00	-	-	4.00
405	143001	Levee District #12 Rehab	3,400,000.00	-	(960,155.50)	446,463.00	120,002.85	-	2,833,534.15
405	144003	Citywide Guardrail Repl	1,000,000.00	-	7,604.97	542,391.76	54,481.22	-	403,127.02
405	144004	CW Traffic Signalization	2,000,000.00	-	204,252.15	1,621,584.74	204,537.46	-	173,877.80
405	144005	Roadway & Pedestrian Lights	1,000,000.00	1,809.30	55,335.39	945,552.86	54,447.14	-	-
405	144006	Signing Pvmt Mark Dlintion	2,510,000.00	-	98,791.99	1,889,067.52	87,500.00	-	533,432.48
405	144007	Traffic Calming & Safety	1,000,000.00	-	-	1,000,000.00	(0.00)	-	0.00
405	144008	TRAFFIC SIGNAL INSTALLATION	3,045,164.92	-	77,962.50	2,662,200.56	138,069.80	54,500.00	190,394.56
405	144009	TRAFFIC SIGNAL POLE RPL	1,000,000.00	-	-	819,100.37	17,464.78	-	163,434.85
405	144010	Creek Turnpike Trail Bridge	200,000.00	-	2,857.59	88,173.68	5,726.32	-	106,100.00
405	144011	GPS Emgncy Vehicle Preemp Sys	400,000.00	-	-	400,000.00	-	-	-
405	144017	Art Street Rehab & Citywide	127,340,000.00	183,359.90	664,976.23	76,108,807.21	1,950,190.17	-	49,281,002.62
405	144018	Bike Ped Master Plan Improv	4,200,000.00	-	23,182.99	4,199,999.07	0.93	-	0.00
405	144019	IDL Entrance Rehab	3,000,000.00	-	-	3,000,000.00	(0.00)	-	0.00
405	144020	Citywide-Arterial Rt&Pv Main	3,120,000.00	-	-	3,037,318.98	82,681.02	-	-
405	144063	Bridge Replacement And Rehab	14,685,000.00	25,957.04	72,311.47	7,813,502.61	221,364.47	-	6,650,132.92
405	144093	CW Match Funds - Comanche Park	8,429,500.00	-	-	3,429,500.00	0.00	-	5,000,000.00
405	144094	ODOT Rehab & Replacement	3,800,000.00	-	-	3,770,928.06	(0.00)	-	29,071.94
405	144101	Yale Ave 81St - 91St Wdn	30,250,000.00	1,359,881.88	3,298,238.84	18,604,855.62	8,570,604.99	-	3,074,539.39
405	144102	81St St Sheridan - Meml Wdn	12,000,000.00	12,830.00	13,160.00	9,844,081.48	107,329.18	-	2,048,589.34
405	144103	Yale 96th - 101st St Wdn	13,000,000.00	-	-	11,406,496.12	168,336.52	-	1,425,167.36
405	144104	Riverside Dr & Rltd Infrstr	19,678,159.48	-	-	19,657,945.32	20,214.16	-	0.00
405	144105	25 W Ave: Edison-Apache (DS-W)	750,000.00	-	-	750,000.00	0.00	-	(0.00)
405	144108	Pine St: Mingo-U.S. 169 (DS-W)	500,000.00	53,426.80	86,804.67	86,804.67	351,995.33	-	61,200.00
405	144109	Ada Transition Plan - Street	10,200,000.00	152,903.50	178,962.56	6,595,947.24	794,037.27	-	2,810,015.49
405	144120	Gilcrease Exp Local Match	7,500,000.00	-	-	3,439,884.37	1,025,000.00	-	3,035,115.63
405	145100	Ada Transition Plan - Bldgs	1,275,000.00	-	-	499,305.20	150,550.42	-	625,144.38
405	145200	Ada Transition Plan - Parks	1,140,000.00	-	8,790.00	958,060.19	18,237.05	-	163,702.76
405	145300	Public Facilities, Otc	3,295,000.00	74,151.60	351,099.99	1,764,269.76	77,749.60	-	1,452,980.64
405	145330	Pac - Fire Alarm System	520,000.00	-	-	315,379.37	204,620.63	-	(0.00)
405	145340	Pac - Fire Sprinklers	1,140,000.00	(441.98)	(66.98)	537,611.82	556,049.11	-	46,339.07
405	145350	Pac - Renovations	1,840,000.00	(57,023.36)	439,365.44	1,644,320.72	135,286.56	-	60,392.72
405	145360	Pac - Fan Coil Replacement	555,000.00	(24,156.38)	(24,156.38)	523,971.07	(0.00)	-	31,028.93
405	145370	Pac - Hvac Motor Replacement	175,000.00	-	-	20,000.00	(0.00)	-	155,000.00
405	145380	PAC: Roof Replacement	1,300,000.00	-	-	1,241,015.27	10,353.77	-	48,630.96
405	145400	Public Facilities, Roofing	3,000,000.00	-	19,650.36	2,849,468.98	150,531.02	-	(0.00)
405	145500	Animal Shelter Expn Ph 1	8,850,000.00	146,679.16	171,022.12	458,896.95	84,612.46	-	8,306,490.59
405	145600	Animal Shelter Facility Imp	750,000.00	-	-	705,467.71	-	-	44,532.29
405	145610	Gm - Cctv Camera Upgrade	491,854.46	-	-	491,854.46	-	-	0.00

Fund 405
2016 VISION ED CAPITAL PROJ

as of: 12/31/2023

FUND	PROJECT	TITLE	REVISED BUDGET	MTD ACTUAL	YTD ACTUAL	LTD ACTUAL	ENC	COMM	BALANCE
405	145620	Gilcrease Lib/Arch Storage	300,000.00	-	-	300,000.00	-	-	0.00
405	145630	Helmerich Hall Floor Repl	1,374.12	-	-	1,374.12	-	-	(0.00)
405	145640	Gilcrease: Gallery wood floor	-	-	-	-	-	-	-
405	145650	GM - Grease Trap & Sewer	54,047.48	-	-	54,047.48	-	-	-
405	145660	GM - Gallery Lighting Cntrls	218,393.61	-	-	218,393.61	0.00	-	(0.00)
405	145670	GM - Fire Suppression	43,119.58	-	-	43,119.51	-	-	0.07
405	145680	Gilcrease: Kitchen renovation	-	-	-	-	-	-	-
405	145690	GM - Perimeter Fence	30,595.39	-	-	30,595.39	-	-	0.00
405	145700	GM - Public Restroom	11,553.31	-	-	11,553.31	-	-	0.00
405	145710	Gilcrease: Restore N Park	-	-	-	-	-	-	-
405	145710A	Gilcrease: Restore N Park	-	-	-	-	-	-	-
405	145720	GM HVAC Humidification	1,078,145.54	-	-	976,129.11	-	-	102,016.43
405	145730	Gilcrease: Chromatic Glass	-	-	-	-	-	-	-
405	145740	GM Chilled Water Drive	155,000.00	-	-	155,000.00	-	-	-
405	145750	GM HVAC Controls	400,000.00	-	-	400,000.00	-	-	-
405	145760	GM - Halon Fire Suppression	632,623.06	-	-	632,623.06	0.00	-	(0.00)
405	145770	Gilcrease: Parking Expansion	-	-	-	-	-	-	-
405	145780	GM - Roof Replacement	1,322,531.58	-	-	1,322,531.58	-	-	(0.00)
405	145790	GM - Thoms Gilcrease Roof	518,324.73	-	-	518,324.73	-	-	-
405	145800	Tulsa Centrl Library Project	10,000,000.00	-	-	10,000,000.00	-	-	-
405	146100	Helicopter Replacement	2,802,000.00	-	-	2,802,000.00	-	-	-
405	146110	Police Academy-Crt-Compstat	4,040,000.00	-	-	2,943,752.18	-	-	1,096,247.82
405	146120	Uniform Division Renovations	3,000,000.00	-	13,336.95	361,589.95	77,823.05	-	2,560,587.00
405	146130	Police Capital Equipment	22,265,000.00	-	-	22,265,000.00	-	-	-
405	146200	Fire - SCBA	2,600,000.00	-	-	2,600,000.00	-	-	-
405	146210	Apparatus Replacement	17,000,000.00	-	-	16,166,371.83	794,765.36	-	38,862.81
405	146220	Fire Station Rehabilitation	7,250,000.00	-	39,390.00	6,678,968.12	398,855.36	18,132.00	154,044.52
405	146230	Fire Station Generators	1,500,000.00	-	-	1,441,943.79	(0.00)	-	58,056.21
405	146240	Fire Department Facilities	2,000,000.00	-	750.00	180,807.50	61,854.50	-	1,757,338.00
405	146300	Financial Sys Replacement	10,000,000.00	-	-	8,540,491.86	-	-	1,459,508.14
405	146310	Law Enforcement Records Mgmt	7,030,000.00	-	96,762.24	6,129,333.62	345,951.00	-	554,715.38
405	147100	Rp - Park Facilities Refurb	4,000,000.00	5,130.75	77,537.85	3,326,498.58	-	-	673,501.42
405	147120	Reed - Pool Reconstruction	2,410,000.00	-	-	2,358,763.54	51,236.46	-	(0.00)
405	147130	Security System Upgrades	160,000.00	-	-	140,896.78	15,564.24	-	3,538.98
405	147140	Tiger & Snow Leopard Exhibit	3,165,497.09	-	-	3,165,497.09	-	-	-
405	147150	Carnivores Exhibits	8,000,000.00	-	-	619.32	7,999,380.68	-	-
405	147160	Hicks Park Improvements	635,000.00	-	-	633,313.45	1,686.55	-	(0.00)
405	147170	Hunter: Restroom (Exp & Repr)	400,000.00	-	-	-	-	-	400,000.00
405	147180	Lacy Park Master Plan - Ph 1	3,600,000.00	-	-	3,600,000.00	-	-	(0.00)
405	147190	Water Playgrounds	1,580,000.00	-	-	1,580,000.00	0.00	-	(0.00)
405	147200	Rp - Pedestrian Bridge Imp	7,760,000.00	-	16,282.67	7,760,000.00	(0.00)	-	0.00
405	147210	Mohawk Golf Club House	265,000.00	-	48,932.00	234,292.51	-	-	30,707.49
405	147220	Page Belcher Improvements	400,000.00	-	4,976.00	181,790.20	-	-	218,209.80
405	147230	Savage Park Improvements	120,000.00	-	-	15,313.82	8,501.87	-	96,184.31

Fund 405
2016 VISION ED CAPITAL PROJ

as of: 12/31/2023

FUND	PROJECT	TITLE	REVISED BUDGET	MTD ACTUAL	YTD ACTUAL	LTD ACTUAL	ENC	COMM	BALANCE
405	147240	Whiteside Plumbing Repairs	355,000.00	-	-	251,097.34	(0.00)	-	103,902.66
405	147250	Woodward: Comp Landscaping	4,850,000.00	-	15,952.96	1,189,947.73	58,861.39	-	3,601,190.88
405	147260	Cousins Park Improvements	1,975,000.00	-	-	-	-	-	1,975,000.00
405	147270	Carl Smith Improvements	185,000.00	-	-	76,935.35	7,388.98	-	100,675.67
405	147300	Chamberlain - Pool Reconstruct	2,424,185.98	-	2,000.00	243,526.09	25,057.68	-	2,155,602.21
405	147400	Lacy - Pool	2,640,000.00	-	-	2,634,677.94	2,450.08	-	2,871.98
405	147500	Mcclure - Pool	4,725,000.00	-	-	4,521,834.20	10,372.73	-	192,793.07
405	147510	Whiteside Pool	1,350,000.00	-	-	1,349,674.19	0.00	-	325.81
405	147520	Playground Safety Surfaces	7,300,000.00	2,660.72	205,408.15	3,258,684.30	206,733.52	-	3,834,582.18
405	148100	Annual Economic Development	6,675,000.00	-	675.56	4,366,163.11	1,218,284.70	-	1,090,552.19
405	148110	Op Ser - Strategic Mobility	1,500,000.00	-	-	528,679.00	20,000.00	-	951,321.00
405	148120	Op Ser - Corridor & Small Ar	2,000,000.00	-	-	1,132,935.44	14,589.19	-	852,475.37
405	148130	Op Ser - Northland Str. Acq	5,000,000.00	-	-	2,695,971.00	13,917.50	-	2,290,111.50
405	148140	Retail and Res Development	4,000,000.00	-	-	3,998,400.00	-	-	1,600.00
405	148150	Pearl District Flood Control	5,000,000.00	-	-	2,747,184.21	96,884.93	-	2,155,930.86
405	148160	Charles Page Boulevard - Plan	445,000.00	-	73,900.00	200,206.51	13,295.96	-	231,497.53
405	148170	Eugene Field Redevelopment	10,900,000.00	-	57,224.04	9,173,962.85	1,175,685.72	-	550,351.43
405	148180	Route 66 Restrooms & Parking	550,000.00	-	-	524,394.54	0.00	-	25,605.46
405	149100	Transit Coach & Lift Match	14,750,000.00	35,000.00	105,000.00	9,497,573.60	-	-	5,252,426.40
405	149200	Peoria (Brt) Project	14,052,005.06	-	-	13,634,729.05	2.00	-	417,274.01
405	170050	Tulsa Zoo & Living Museum	198,271.82	188,271.82	188,271.82	188,271.82	10,000.00	-	-
405	193400000Z	Zoo Playground	1,451,728.18	-	-	1,451,728.18	-	-	(0.00)
405	2059FR0046	Consulting Services - Match	70,500.00	-	-	27,488.00	-	-	43,012.00
405	2125X0001Z	Computer Aided Dispatch (CAD)	660,000.00	-	-	659,998.00	-	-	2.00
405	2132X0001Z	MTTA Parking Lot	947,994.94	-	-	689,501.75	-	-	258,493.19
405	2134B0001Z	Gilcrease Museum Facility Imp	8,262,134.89	-	6,363,924.23	8,136,581.57	125,553.32	-	-
			\$ 579,639,705.22	\$ 2,193,440.75	\$ 12,138,259.87	\$ 425,710,327.73	\$ 28,129,128.15	\$ 116,870.50	\$ 125,683,378.84

2020 SALES TAX

FUND 409

(2020 SALES TAX FUND)

**CITY OF TULSA, OKLAHOMA
SALES TAX OVERVIEW COMMITTEE REPORT
FUND 409 - 2020 SALES TAX**

**STATEMENT OF REVENUES, EXPENDITURES AND ENCUMBRANCES
FOR THE SIX MONTHS ENDED DECEMBER 31, 2023**

	FY ESTIMATED REVENUES/ LIFE-TO-DATE APPROPRIATIONS	CURRENT MONTH	ACTUAL YEAR TO DATE	LIFE TO DATE	OUTSTANDING REVENUES/ BALANCE OF APPROPRIATIONS
Revenue					
Sales Tax	\$ 41,840,595.00	\$ 3,608,173.27	\$ 21,976,623.94	\$ 107,577,075.92	\$ 19,863,971.06
Donations					
Interest on Investments		86,589.95	473,587.39	1,240,294.05	(473,587.39)
Intergovernmental Revenue					
Federal, State & Local grants					
Transfers from other funds					
Miscellaneous Revenue					
Total Revenue	<u>41,840,595.00</u>	<u>3,694,763.22</u>	<u>22,450,211.33</u>	<u>108,817,369.97</u>	<u>19,390,383.67</u>
Expenditures					
Project Expenditures	111,033,334.00	1,064,523.98	12,160,174.71	54,764,974.01	56,268,359.99
Total Expenditures	<u>111,033,334.00</u>	<u>1,064,523.98</u>	<u>12,160,174.71</u>	<u>54,764,974.01</u>	<u>56,268,359.99</u>
Excess (Deficiency) of Revenue Over Expenditures			10,290,036.62	54,052,395.96	
Completed Projects Encumbrances			<u>9,106,039.68</u>	<u>9,106,039.68</u>	
Excess (Deficiency) of Revenue Over Expenditures and Encumbrances			1,183,996.94	44,946,356.28	
June 30, 2022 Ending Fund Balance			25,377,927.47		
Prior year expenditures					
June 30, 2022 Encumbrances			<u>18,384,431.87</u>		
Adjusted Beginning Fund Balance			43,762,359.34		
Ending Fund Balance			<u>\$ 44,946,356.28</u>	<u>\$ 44,946,356.28</u>	

Fund 409
2016 VISION ED CAPITAL PROJ

as of: 12/31/2023

FUND	PROJECT	TITLE	REVISED BUDGET	MTD ACTUAL	YTD ACTUAL	LTD ACTUAL	ENC	COMM	BALANCE
409	2215X00001	Capital Equipment	33,833,334.00	939,814.84	5,638,889.04	28,194,444.96	-	-	5,638,889.04
409	2225X00013	Fire Apparatus and Equipment	18,600,000.00	-	-	10,189,768.35	5,176,610.76	-	3,233,620.89
409	2225X00014	911 Station Alert System	3,000,000.00	-	-	-	-	-	3,000,000.00
409	2225X00015	Police Helicopter Replacement	4,700,000.00	-	4,022,634.00	4,022,634.00	677,366.00	-	-
409	2225X00016	Municipal Lockup Data Storage	510,000.00	-	-	-	-	-	510,000.00
409	2234B000000	Greenwood Cultural Center Reha	5,340,000.00	-	-	240,905.58	592,619.45	-	4,506,474.97
409	2234B000004	Gilcrease Museum Improvements	6,660,000.00	-	-	6,660,000.00	-	-	-
409	2234B000006	CW- Public Facilities - Roofs	1,400,000.00	-	417,610.44	682,529.73	382,381.42	-	335,088.85
409	2234B000007	Animal Shelter Phase II	2,080,000.00	-	-	-	-	-	2,080,000.00
409	2234B000008	One Technology Center - Maint/	300,000.00	-	1,100.88	26,297.48	-	-	273,702.52
409	2234B000024	CW - Public Facilities Rehab/R	2,950,000.00	9,712.50	466,546.53	491,478.08	1,097,018.86	-	1,361,503.06
409	2234B000025	ADA Imp for City Facilities	1,250,000.00	-	1,447.70	1,447.70	-	-	1,248,552.30
409	2235X00019	Transit Fleet Replacement	6,300,000.00	-	628,286.00	1,713,617.80	-	-	4,586,382.20
409	2236S000002	Parking Facilities	8,000,000.00	-	-	8,000,000.00	-	-	-
409	2242P00030	Swan Lake Rehabilitation	1,700,000.00	25,308.74	25,308.74	50,775.36	77,573.22	-	1,571,651.42
409	2244B000009	CW - Park Facilities	5,250,000.00	89,687.90	508,602.07	837,472.86	940,225.59	3,500.00	3,468,801.55
409	2244B000027	ADA Imp for City Parks	1,000,000.00	-	-	-	-	-	1,000,000.00
409	2244P00010	CW - Outdoor Park Play Ameniti	500,000.00	-	-	-	-	-	500,000.00
409	2244P00011	CW - Tennis Court Rehab/Replac	1,200,000.00	-	-	-	95,141.88	62,500.00	1,042,358.12
409	2244P00012	Fred Johnson Rehab	3,125,000.00	-	5,312.00	39,950.00	-	-	3,085,050.00
409	2258X00017	CW - Eco Devo Infrastructure	2,850,000.00	-	-	-	-	-	2,850,000.00
409	2259X00018	CW - Commtty Dev Priority Proje	485,000.00	-	136,357.50	332,405.93	1,102.50	-	151,491.57
			\$ 111,033,334.00	\$ 1,064,523.98	\$ 11,852,094.90	\$ 61,483,727.83	\$ 9,040,039.68	\$ 66,000.00	\$ 40,443,566.49

**2016 VISION TULSA ECONOMIC
DEVELOPMENT SALES FUND**

FUND 4000

(2016 LIMITED PURPOSE TEMPORARY SALES TAX FUND)

**CITY OF TULSA, OKLAHOMA
SALES TAX OVERVIEW COMMITTEE REPORT
FUND 4000 - 2016 VISION TULSA ECONOMIC DEVELOPMENT**

**STATEMENT OF REVENUES, EXPENDITURES AND ENCUMBRANCES
FOR THE SIX MONTHS ENDED DECEMBER 31, 2023**

	FY ESTIMATED REVENUES/ LIFE-TO-DATE APPROPRIATIONS	CURRENT MONTH	ACTUAL YEAR TO DATE	LIFE TO DATE	OUTSTANDING REVENUES/ BALANCE OF APPROPRIATIONS
Revenue					
Sales Tax	\$ 74,848,175.00	\$ 6,454,621.07	\$ 39,313,738.40	\$ 339,165,756.58	\$ 35,534,436.60
Donations					
Interest on Investments		166,103.79	903,169.43	4,281,060.57	(903,169.43)
Intergovernmental Revenue					
Federal, State & Local grants					
Transfers from other funds					
Miscellaneous Revenue					
Total Revenue	<u>74,848,175.00</u>	<u>6,620,724.86</u>	<u>40,216,907.83</u>	<u>343,446,817.15</u>	<u>34,631,267.17</u>
Expenditures					
Project Expenditures	<u>332,123,894.98</u>	<u>5,016,726.52</u>	<u>30,093,319.30</u>	<u>253,527,730.09</u>	<u>78,596,164.89</u>
Total Expenditures	<u>332,123,894.98</u>	<u>5,016,726.52</u>	<u>30,093,319.30</u>	<u>253,527,730.09</u>	<u>78,596,164.89</u>
Excess (Deficiency) of Revenue Over Expenditures			10,123,588.53	89,919,087.06	
Completed Projects Encumbrances			<u>2,225,931.38</u>	<u>2,225,931.38</u>	
Excess (Deficiency) of Revenue Over Expenditures and Encumbrances			7,897,657.15	87,693,155.68	
June 30, 2023 Ending Fund Balance			77,299,614.67		
Prior year expenditures					
June 30, 2023 Encumbrances			<u>2,495,883.86</u>		
Adjusted Beginning Fund Balance			79,795,498.53		
Ending Fund Balance			<u>\$ 87,693,155.68</u>	<u>\$ 87,693,155.68</u>	

Fund 4000
2016 VISION ED CAPITAL PROJ

as of: 12/31/2023

FUND	PROJECT	TITLE	REVISED BUDGET	MTD ACTUAL	YTD ACTUAL	LTD ACTUAL	ENC	COMM	BALANCE
4000	170000	Williams Crossing Bridge Xfer	21,690,000.00	104,088.29	1,542,997.68	19,513,982.23	1,587,947.67	-	588,070.10
4000	170005	Low-Water Dam and Pedestrian B	15,974,000.00	-	-	-	-	-	15,974,000.00
4000	170010	Turkey Mountain Urban Wilderne	2,600,000.00	-	-	2,600,000.00	-	-	-
4000	170015	Levee Dist #12 Rehab (Match)	5,000,000.00	-	-	-	-	-	5,000,000.00
4000	170020	Trail E Bank 101 Cousins Park	2,400,000.00	-	-	69,165.48	19.59	-	2,330,814.93
4000	170025	23rd Jackson Redevelop Study	1,000,000.00	-	-	762,600.95	610.71	-	236,788.34
4000	170035	Cox Center & Dist Master Plan	14,100,000.00	-	-	14,100,000.00	(0.00)	-	0.00
4000	170060	BMX National Headquarters	5,801.19	-	-	-	-	-	5,801.19
4000	170065	South Mingo Corridor	1,000,000.00	-	22,703.50	1,000,000.00	-	-	-
4000	170075	Capital Equip (Non Pub Safety)	9,000,000.00	250,000.00	1,500,000.00	7,500,000.00	-	-	1,500,000.00
4000	170080ENGR	CW & Rt 66 Beaut Rvst_ENGR	1,500,000.00	-	-	-	-	-	1,500,000.00
4000	170080MOED	CW & Rt 66 Beaut Rvst_MOED	3,550,000.00	-	-	2,357,000.00	228,000.00	-	965,000.00
4000	170080PLAN	CW & Rt 66 Beaut Rvst_PLAN	1,620,093.79	85,387.75	119,110.56	897,959.06	182,371.11	50,000.00	489,763.62
4000	170085	Peoria - Mohawk: Business Park	3,300,000.00	-	-	1,817,410.02	0.00	-	1,482,589.98
4000	170090	Public School Partnership	8,600,000.00	-	-	5,353,154.65	-	-	3,246,845.35
4000	170095	Community Health Connection	4,570,000.00	-	-	4,570,000.00	-	-	-
4000	170105	Discovery Lab Site	-	-	-	-	-	-	-
4000	170110	N Peoria Conn 56-Mohawk	3,100,000.00	-	-	-	-	-	3,100,000.00
4000	170125	McCullough Park	3,060,000.00	1,058.80	1,188.80	3,017,517.69	42,482.30	-	0.01
4000	170145	Tulsa Arts Commission	1,050,000.00	16,400.00	50,500.00	729,689.19	134,500.00	-	185,810.81
4000	170155	PAC Improvement Master Plan	1,000,000.00	-	-	1,000,000.00	-	-	0.00
4000	170160	Transfer to TPFA 2017	228,004,000.00	4,559,791.68	26,842,550.05	188,768,675.06	-	-	39,235,324.94
\$ 332,123,894.98			\$ 5,016,726.52	\$ 30,079,050.59	\$ 254,057,154.33	\$ 2,175,931.38	\$ 50,000.00	\$ 75,840,809.27	

**2016 VISION ADVANCE FUNDED
REVENUE BOND FUND**

FUND 4001

(2016 ADVANCE FUNDED BOND FUND)

**CITY OF TULSA, OKLAHOMA
SALES TAX OVERVIEW COMMITTEE REPORT
FUND 4001 - 2017 VISION ECONOMIC DEVELOPMENT BOND ISSUE 1**

**STATEMENT OF REVENUES, EXPENDITURES AND ENCUMBRANCES
FOR THE SIX MONTHS ENDED DECEMBER 31, 2023**

	FY ESTIMATED REVENUES/ LIFE-TO-DATE APPROPRIATIONS	CURRENT MONTH	ACTUAL YEAR TO DATE	LIFE TO DATE	OUTSTANDING REVENUES/ BALANCE OF APPROPRIATIONS
Revenue					
Bond Sale Receipts	\$	\$	\$	\$ 115,300,000.00	\$
Donations					
Miscellaneous Revenue				3,175,000.00	
Total Revenue				<u>118,475,000.00</u>	
Expenditures					
Project Expenditures	118,475,000.00	4,458.05	11,813.77	114,921,967.17	3,553,032.83
Total Expenditures	<u>118,475,000.00</u>	<u>4,458.05</u>	<u>11,813.77</u>	<u>114,921,967.17</u>	<u>3,553,032.83</u>
Excess (Deficiency) of Revenue Over Expenditures			(11,813.77)	3,553,032.83	
Completed Projects Encumbrances			<u>1,168,014.34</u>	<u>1,168,014.34</u>	
Excess (Deficiency) of Revenue Over Expenditures and Encumbrances			(1,179,828.11)	2,385,018.49	
June 30, 2022 Ending Fund Balance			2,373,213.10		
Prior year expenditures					
June 30, 2022 Encumbrances			<u>1,191,633.50</u>		
Adjusted Beginning Fund Balance			<u>3,564,846.60</u>		
Ending Fund Balance			<u>\$ 2,385,018.49</u>	<u>\$ 2,385,018.49</u>	

Fund 4001
2016 VISION ED CAPITAL PROJ

as of: 12/31/2023

FUND	PROJECT	TITLE	REVISED BUDGET	MTD ACTUAL	YTD ACTUAL	LTD ACTUAL	ENC	COMM	BALANCE
4001	170000	Zink Lake and Related Improve	24,425,000.00	-	-	24,299,862.85	125,137.15	-	(0.00)
4001	170030	Gilcrease Museum Expansion	1,000,000.00	-	-	1,000,000.00	-	-	(0.00)
4001	170035	Cox Center & Dist Master Plan	13,250,000.00	-	-	13,144,135.27	104,865.74	-	998.99
4001	170040	Tulsa Fairgrounds	26,325,000.00	-	-	26,325,000.00	0.00	-	(0.00)
4001	170045	Airport Infrastructure	9,100,000.00	-	-	8,879,996.59	220,003.41	-	0.00
4001	170055	Langston Health Complex Exp	1,800,000.00	-	-	1,800,000.00	-	-	0.00
4001	170060	BMX National Headquarters	1,350,000.00	-	-	1,350,000.00	(0.00)	-	0.00
4001	170065	South Mingo Corridor	11,000,000.00	1,383.05	5,996.00	8,411,948.08	688,008.04	-	1,900,043.88
4001	170070	Public School Safety First	5,000,000.00	3,075.00	4,425.00	4,989,647.00	(0.00)	-	10,353.00
4001	170095	Community Health Connection	5,405,000.00	-	-	5,405,000.00	-	-	-
4001	170100	Air National Guard Training Ce	9,400,000.00	-	-	9,370,000.00	30,000.00	-	0.00
4001	170110	N Peoria Conn 56-Mohawk	900,000.00	-	-	900,000.00	-	-	(0.00)
4001	170115	TCC Career Placement	5,320,000.00	-	-	5,320,000.00	-	-	-
4001	170120	UCAT Auth OSU Tulsa	-	-	-	-	-	-	-
4001	170130	Mohawk Sports Complex	3,500,000.00	-	-	3,475,000.00	(0.00)	-	25,000.00
4001	170135	Go Plan Priority Projects	-	-	-	-	-	-	-
4001	170140	Rt 66 Village Train Depot	400,000.00	-	-	400,000.00	-	-	-
4001	170150A	2017 Vision ED Issue Costs_1	300,000.00	-	-	226,339.38	-	-	73,660.62
			\$ 118,475,000.00	\$ 4,458.05	\$ 10,421.00	\$ 115,296,929.17	\$ 1,168,014.34	\$ -	\$ 2,010,056.49

2016 VISION ADVANCE FUNDED REVENUE BOND FUND

FUND 4003

(2016 ADVANCE FUNDED BOND FUND)

**CITY OF TULSA, OKLAHOMA
SALES TAX OVERVIEW COMMITTEE REPORT
FUND 4003 - 2017 VISION ECONOMIC DEVELOPMENT BOND ISSUE 2**

**STATEMENT OF REVENUES, EXPENDITURES AND ENCUMBRANCES
FOR THE SIX MONTHS ENDED DECEMBER 31, 2023**

	FY ESTIMATED REVENUES/ LIFE-TO-DATE APPROPRIATIONS	CURRENT MONTH	ACTUAL YEAR TO DATE	LIFE TO DATE	OUTSTANDING REVENUES/ BALANCE OF APPROPRIATIONS
Revenue					
Bond Sale Receipts	\$	\$	\$	\$ 118,100,000.00	\$
Donations					
Miscellaneous Revenue					
Total Revenue				<u>118,100,000.00</u>	
Expenditures					
Project Expenditures	118,100,000.00	2,731.76	4,532,885.55	115,341,394.65	2,758,605.35
Total Expenditures	<u>118,100,000.00</u>	<u>2,731.76</u>	<u>4,532,885.55</u>	<u>115,341,394.65</u>	<u>2,758,605.35</u>
Excess (Deficiency) of Revenue Over Expenditures			(4,532,885.55)	2,758,605.35	
Completed Projects Encumbrances			<u>1,126,551.14</u>	<u>1,126,551.14</u>	
Excess (Deficiency) of Revenue Over Expenditures and Encumbrances			(5,659,436.69)	1,632,054.21	
June 30, 2022 Ending Fund Balance			1,616,107.21		
Prior year expenditures					
June 30, 2022 Encumbrances			<u>5,675,383.69</u>		
Adjusted Beginning Fund Balance			7,291,490.90		
Ending Fund Balance			<u>\$ 1,632,054.21</u>	<u>\$ 1,632,054.21</u>	

Fund 4003
2016 VISION ED CAPITAL PROJ

as of: 12/31/2023

FUND	PROJECT	TITLE	REVISED BUDGET	MTD ACTUAL	YTD ACTUAL	LTD ACTUAL	ENC	COMM	BALANCE
4003	170000	Zink Lake and Related Improvem	16,885,000.00	-	985,767.03	16,885,000.00	(0.00)	-	0.00
4003	170005	Low-Water Dam and Pedestrian B	-	-	-	-	-	-	-
4003	170010	Turkey Mountain Urban Wilderne	5,000,000.00	-	-	4,999,980.00	-	-	20.00
4003	170030	Gilcrease Museum Expansion	6,000,000.00	-	3,252.76	6,000,000.00	(0.00)	-	(0.00)
4003	170035	Cox Center & Dist Master Plan	27,650,000.00	-	-	27,301,956.98	1,590.74	-	346,452.28
4003	170040	Tulsa Fairgrounds	3,675,000.00	-	-	3,675,000.00	-	-	0.00
4003	170045	Airport Infrastructure	9,100,000.00	-	-	9,100,000.00	-	-	-
4003	170050	Tulsa Zoo & Living Museum	3,000,000.00	831.76	831.76	3,000,000.00	0.00	-	(0.00)
4003	170055	Langston Health Complex Exp	11,450,000.00	-	-	11,450,000.00	-	-	-
4003	170060	BMX National Headquarters	13,650,000.00	1,900.00	5,700.00	13,420,882.92	0.00	-	229,117.08
4003	170070	Public School Safety First	4,750,000.00	-	-	4,509,208.16	240,791.84	-	(0.00)
4003	170085	Peoria - Mohawk: Business Park	2,500,000.00	-	-	2,500,000.00	-	-	-
4003	170105	Discovery Lab Site	8,000,000.00	-	-	8,000,000.00	-	-	-
4003	170110	N Peoria Conn 56-Mohawk	3,000,000.00	-	-	1,915,755.95	864,168.56	-	220,075.49
4003	170125	McCullough Park	540,000.00	-	10,870.26	540,000.00	-	-	(0.00)
4003	170140	Rt 66 Village Train Depot	2,600,000.00	-	-	2,575,337.93	-	20,000.00	4,662.07
4003	170150B	2017 Vision ED Issue Bond Cost	300,000.00	-	-	266,171.09	-	-	33,828.91
			\$ 118,100,000.00	\$ 2,731.76	\$ 1,006,421.81	\$ 116,139,293.03	\$ 1,106,551.14	\$ 20,000.00	\$ 834,155.83

**2016 VISION ADVANCE FUNDED
REVENUE BOND FUND**

FUND 4004

(2016 ADVANCE FUNDED BOND FUND)

**CITY OF TULSA, OKLAHOMA
SALES TAX OVERVIEW COMMITTEE REPORT
FUND 4004 - 2017 VISION ECONOMIC DEVELOPMENT BOND ISSUE 3**

**STATEMENT OF REVENUES, EXPENDITURES AND ENCUMBRANCES
FOR THE SIX MONTHS ENDED DECEMBER 31, 2023**

	FY ESTIMATED REVENUES/ LIFE-TO-DATE APPROPRIATIONS	CURRENT MONTH	ACTUAL YEAR TO DATE	LIFE TO DATE	OUTSTANDING REVENUES/ BALANCE OF APPROPRIATIONS
Revenue					
Bond Sale Receipts	\$	\$	\$	\$ 114,025,000.00	\$
Donations					
Miscellaneous Revenue					
Total Revenue				<u>114,025,000.00</u>	
Expenditures					
Project Expenditures	114,025,000.00	6,066,742.68	18,861,287.70	76,885,305.72	37,139,694.28
Total Expenditures	<u>114,025,000.00</u>	<u>6,066,742.68</u>	<u>18,861,287.70</u>	<u>76,885,305.72</u>	<u>37,139,694.28</u>
Excess (Deficiency) of Revenue Over Expenditures			(18,861,287.70)	37,139,694.28	
Completed Projects Encumbrances			<u>14,478,235.51</u>	<u>14,478,235.51</u>	
Excess (Deficiency) of Revenue Over Expenditures and Encumbrances			(33,339,523.21)	22,661,458.77	
June 30, 2022 Ending Fund Balance			21,151,754.78		
Prior year expenditures					
June 30, 2022 Encumbrances			<u>34,849,227.20</u>		
Adjusted Beginning Fund Balance			56,000,981.98		
Ending Fund Balance			<u>\$ 22,661,458.77</u>	<u>\$ 22,661,458.77</u>	

Fund 4004
2016 VISION ED CAPITAL PROJ

as of: 12/31/2023

FUND	PROJECT	TITLE	REVISED BUDGET	MTD ACTUAL	YTD ACTUAL	LTD ACTUAL	ENC	COMM	BALANCE
4004	170005	Low-Water Dam and Pedestrian B	2,800,000.00	-	-	47.05	-	-	2,799,952.95
4004	170030	Gilcrease Museum Expansion	58,000,000.00	3,038,919.61	11,967,806.55	50,089,928.27	3,206,134.98	-	4,703,936.75
4004	170045	Airport Infrastructure	9,100,000.00	174,722.60	175,262.76	2,302,049.27	1,279,446.65	-	5,518,504.08
4004	170050	Tulsa Zoo & Living Museum	22,000,000.00	2,853,100.47	5,087,850.48	14,045,628.52	7,189,081.97	-	765,289.51
4004	170055	Langston Health Complex Exp	3,000,000.00	-	-	3,000,000.00	-	-	-
4004	170060	BMX National Headquarters	3,600,000.00	-	-	3,600,000.00	(0.00)	-	-
4004	170065	South Mingo Corridor	3,000,000.00	-	-	-	-	-	3,000,000.00
4004	170070	Public School Safety First	4,750,000.00	-	939,402.86	1,946,428.09	2,803,571.91	-	(0.00)
4004	170080MOED	CW & Rt 66 Beaut Reinvestment_	150,000.00	-	-	-	-	-	150,000.00
4004	170085	Peoria - Mohawk Business Park	4,200,000.00	-	9,660.00	1,842,364.40	-	-	2,357,635.60
4004	170135	Go Plan Priority Projects	3,125,000.00	-	-	3,125,000.00	(0.00)	-	0.00
4004	170150C	2017 Vision ED Issue Bond Cost	300,000.00	-	-	251,746.96	-	-	48,253.04
			\$ 114,025,000.00	\$ 6,066,742.68	\$ 18,179,982.65	\$ 80,203,192.56	\$ 14,478,235.51	\$ -	\$ 19,343,571.93

2008 GO BOND FUNDS

FUNDS 4260-4266 COMBINED

(2008 GENERAL OBLIGATION BOND FUNDS)

**CITY OF TULSA, OKLAHOMA
SALES TAX OVERVIEW COMMITTEE REPORT
FUND 4260-4266 - 2008 GO BOND FUNDS**

**STATEMENT OF REVENUES, EXPENDITURES AND ENCUMBRANCES
FOR THE SIX MONTHS ENDED DECEMBER 31, 2023**

	FY ESTIMATED REVENUES/ LIFE-TO-DATE APPROPRIATIONS	CURRENT MONTH	ACTUAL YEAR TO DATE	LIFE TO DATE	OUTSTANDING REVENUES/ BALANCE OF APPROPRIATIONS
Revenue					
Bond Sale Receipts	\$	\$	\$	\$ 285,000,000.00	\$
Donations					
Miscellaneous Revenue					
Total Revenue				285,000,000.00	
Expenditures					
Project Expenditures	230,054,936.55		3,980,618.46	230,054,936.55	
Total Expenditures	230,054,936.55		3,980,618.46	230,054,936.55	
Excess (Deficiency) of Revenue Over Expenditures			(3,980,618.46)	54,945,063.45	
Completed Projects Encumbrances				54,945,063.45	
Excess (Deficiency) of Revenue Over Expenditures and Encumbrances			(3,980,618.46)		
June 30, 2022 Ending Fund Balance			3,980,618.46		
Prior year expenditures					
June 30, 2022 Encumbrances					
Adjusted Beginning Fund Balance			3,980,618.46		
Ending Fund Balance			\$	\$	

Fund

426

2016 VISION ED CAPITAL PROJ

as of: 12/31/2024

\$ 230,054,936.55 \$ - \$ - \$ 230,054,936.55 \$ 0.00 \$ - \$ (0.00)

Project	Project Title	Revised Budget	MTD Actual	YTD Actual	LTD Actual	Encumb	Committed	Balance
104003	61st S-33rd W Ave to Union	1,396,673.54	-	-	1,396,673.54	-	-	0.00
104004	71st S-Hwy 75 to Arkansas Rive	3,960,048.74	-	-	3,960,048.74	-	-	-
104005	81ST S-YALE AVE TO SHERIDAN	923,488.36	-	-	923,488.36	-	-	-
104006	101St S-Harvard Ave To Yale	4,708,361.56	-	-	4,708,361.56	(0.00)	-	0.00
104008	129th E Ave-21st S to 11th	1,024,994.29	-	-	1,024,994.29	-	-	-
104009	Citywide-Arterial Rehab&Cons	1,027,656.28	-	-	1,027,656.28	-	-	-
104010	Citywide-Arterial Sidewalk R	400,000.00	-	-	400,000.00	-	-	-
104011	Citywide - Trails	1,000,000.00	-	-	1,000,000.00	-	-	-
104012	Citywide-Railroad Crossings	500,000.00	-	-	500,000.00	-	-	-
104013	Citywide - Local Match	3,000,000.00	-	-	3,000,000.00	-	-	-
104014	Citywide General Eng/Test/In	164,140.00	-	-	164,140.00	(0.00)	-	0.00
104015	Citywide Nonarterial Reh&Re	2,870,000.00	-	-	2,870,000.00	-	-	0.00
104016	Citywide Nonarterial Sidewlk	300,000.00	-	-	300,000.00	-	-	-
104018	129th E Ave Admiral to Pine	2,266,780.70	-	-	2,266,780.70	0.00	-	0.00
104020	Citywide-Arterial Rt&Pv Main	3,694,184.00	-	-	3,694,184.00	(0.00)	-	0.00
104023	Lewis Ave 21st to 11th	-	-	-	-	-	-	-
104024	Memorial Ave 11Th To Admiral	-	-	-	-	-	-	-
1040316324	Admiral & Memorial Intersect	445,721.30	-	-	445,721.30	-	-	-
104032	River Road - 111th to 101st	884,830.08	-	-	884,830.08	-	-	-
104033	61St & Memorial Intersection	817,595.75	-	-	817,595.75	-	-	-
104035	Pine St 129th E Ave Intersec	1,083,614.80	-	-	1,083,614.80	-	-	(0.00)
104036	Harvard Ave - 61St S To 51St	4,124,138.14	-	-	4,124,138.14	-	-	-
104037	Apache St-Yale To Sheridan	395,997.45	-	-	395,997.45	(0.00)	-	0.00
104038	Cinci/Detroit-1244 To Jasper	710,000.00	-	-	710,000.00	-	-	-
104039	Harvard Ave-Admiral To Pine	426,655.29	-	-	426,655.29	-	-	-
104040	Lewis Ave-36Th St N To 46Th	450,400.19	-	-	450,400.19	-	-	(0.00)
104041	Memorial Dr-21St St S To11Th	1,066,589.14	-	-	1,066,589.14	-	-	-
104043	PINE ST-YALE TO SHERIDAN RD	411,176.00	-	-	411,176.00	0.00	-	(0.00)
104045	River Rd-111Th St S To 101St	297,000.00	-	-	297,000.00	-	-	-
104046	Riverside Dr-41St St S To 31	472,541.00	-	-	472,541.00	-	-	-
104047	Union Ave-51St St S To 41St	700,000.00	-	-	700,000.00	-	-	-
104049	21st St S Utica Ave Intersect	200,000.00	-	-	200,000.00	-	-	-
104050	31St St S-Harvard Intersect	300,000.00	-	-	300,000.00	-	-	-
104051	36TH ST N-LEWIS AVE INTERSEC	248,140.69	-	-	248,140.69	0.00	-	(0.00)
104052	41St St S-Harvard Intersect	413,881.00	-	-	413,881.00	-	-	-
104053	Pine St- Yale Ave Intersect	500,000.00	-	-	500,000.00	-	-	-
104054	Citywide-Gen Engr/Test/Inspe	451,860.00	-	-	451,860.00	-	-	-
104060	Bridge 160-5400 E. Apache St	3,444,992.49	-	-	3,444,992.49	-	-	-
104061	Bridge 163-100 S Boulder Ave	7,284,170.84	-	-	7,284,170.84	-	-	-
104062	Bridge 228-3200 S. Riverside	288,476.00	-	-	288,476.00	-	-	0.00
104063	Bridge 234-4200 S. Union Ave	497,012.27	-	-	497,012.27	-	-	-
104064	Bridge 290-200 N 49th W Ave	1,687,083.90	-	-	1,687,083.90	-	-	(0.00)
104065	Bridge 318A 10100 S 72nd E A	3,837,026.52	-	-	3,837,026.52	-	-	(0.00)
104102	Maintenance Zone 1001 (Sw)	2,024,232.64	-	-	2,024,232.64	-	-	-
104106	Maintenance Zone 1006	3,155,338.38	-	-	3,155,338.38	-	-	-
104107	Maintenance Zone 1007	8,150,155.45	-	-	8,150,155.45	0.00	-	(0.00)
104171	Maintenance Zone 1071	1,662,194.41	-	-	1,662,194.41	-	-	-
104230	Maintenance Zone 2130	757,539.81	-	-	757,539.81	-	-	-
104231	Maintenance Zone 2131	2,451,015.56	-	-	2,451,015.56	-	-	-
104266	Maintenance Zone 2065 C	5,429,106.70	-	-	5,429,106.70	0.00	-	(0.00)

Fund

426

2016 VISION ED CAPITAL PROJ

as of: 12/31/2024

\$ 230,054,936.55 \$ - \$ - \$ 230,054,936.55 \$ 0.00 \$ - \$ (0.00)

Project	Project Title	Revised Budget	MTD Actual	YTD Actual	LTD Actual	Encumb	Committed	Balance
104303	Maintenance Zone 3003	1,715,018.19	-	-	1,715,018.19	-	-	-
104307	Maintenance Zone 3007	1,685,140.62	-	-	1,685,140.62	-	-	-
104309	Maintenance Zone 3009	3,664,377.59	-	-	3,664,377.59	-	-	-
104310	Maintenance Zone 3010	3,825,661.04	-	-	3,825,661.04	-	-	-
104311	Maintenance Zone 3011	678,300.11	-	-	678,300.11	-	-	-
104317	Maintenance Zone 3017	1,672,100.70	-	-	1,672,100.70	-	-	(0.00)
104413	Maintenance Zone 4013	4,725,252.22	-	-	4,725,252.22	-	-	-
104415	Maintenance Zone 4015	3,037,188.65	-	-	3,037,188.65	-	-	(0.00)
104416	Maintenance Zone 4016	7,304,489.05	-	-	7,304,489.05	-	-	-
104467	Maintenance Zone 4067 (A)	3,000,140.22	-	-	3,000,140.22	-	-	-
104525	Maintenance Zone 5025	5,027,770.95	-	-	5,027,770.95	(0.00)	-	0.00
104533	Maintenance Zone 5033	2,527,651.81	-	-	2,527,651.81	-	-	(0.00)
104534	Maintenance Zone 5034	5,535,532.71	-	-	5,535,532.71	-	-	(0.00)
104541	Maintenance Zone 5041	5,454,744.30	-	-	5,454,744.30	-	-	-
104619	Maintenance Zone 6019	1,769,054.10	-	-	1,769,054.10	-	-	-
104628	Maintenance Zone 6028	6,365,510.34	-	-	6,365,510.34	-	-	-
104642	Maintenance Zone 6042	3,548,988.07	-	-	3,548,988.07	-	-	-
104651	Maintenance Zone 6151	5,090,498.00	-	-	5,090,498.00	-	-	(0.00)
104747	Maintenance Zone 7046	2,285,961.71	-	-	2,285,961.71	-	-	-
104753	Maintenance Zone 7053	6,766,990.82	-	-	6,766,990.82	-	-	0.00
104759	Maintenance Zone 7059	2,180,027.87	-	-	2,180,027.87	-	-	-
104760	Maintenance Zone 7060	1,404,314.01	-	-	1,404,314.01	-	-	-
104803	Maintenance Zone 8103	3,883,263.82	-	-	3,883,263.82	-	-	(0.00)
104807	Maintenance Zone 8107	1,865,736.82	-	-	1,865,736.82	-	-	-
104813	Maintenance Zone 8113	3,451,308.54	-	-	3,451,308.54	-	-	-
104863	Maintenance Zone 8063	4,744,774.00	-	-	4,744,774.00	-	-	-
104928	Maintenance Zone 9029 (W)	8,101,606.56	-	-	8,101,606.56	-	-	(0.00)
104930	Maintenance Zone 9030	3,387,206.36	-	-	3,387,206.36	-	-	-
104931	Maintenance Zone 9031	148,855.68	-	-	148,855.68	-	-	-
104936	Maintenance Zone 9036	2,360,756.60	-	-	2,360,756.60	-	-	-
104937	Maintenance Zone 9037	986,951.95	-	-	986,951.95	-	-	-
104944	Maintenance Zone 9044	579,000.00	-	-	579,000.00	-	-	-
134001	5th Street Frisco to Denver	7,221,994.13	-	-	7,221,994.13	-	-	-
144022	Art/NonArt Routine & Preventio	7,164,860.69	-	-	7,164,860.69	0.00	-	(0.00)
144023	CW - Arterial Rt & Pv Main	8,853,905.93	-	-	8,853,905.93	0.00	-	(0.00)
144063	Bridge Replacement And Rehab	2,200,000.00	-	-	2,200,000.00	-	-	-
144101	Yale Ave 81st - 91st Wdn	10,886,657.08	-	-	10,886,657.08	-	-	-
144467	Maintenance Zone 4067	-	-	-	-	-	-	-
144642	Maintenance Zone 6142	400,000.00	-	-	400,000.00	-	-	-
147200	RP - Pedestrian Bridge Imp	2,248,532.04	-	-	2,248,532.04	-	-	-

2014 GO BOND FUNDS

FUND 4270~4274 COMBINED

(2014 GENERAL OBLIGATION BOND FUNDS)

**CITY OF TULSA, OKLAHOMA
SALES TAX OVERVIEW COMMITTEE REPORT
FUND 4270-4276 - 2014 GO BOND FUNDS**

**STATEMENT OF REVENUES, EXPENDITURES AND ENCUMBRANCES
FOR THE SIX MONTHS ENDED DECEMBER 31, 2023**

	FY ESTIMATED REVENUES/ LIFE-TO-DATE APPROPRIATIONS	CURRENT MONTH	ACTUAL YEAR TO DATE	LIFE TO DATE	OUTSTANDING REVENUES/ BALANCE OF APPROPRIATIONS
Revenue					
Bond Sale Receipts	\$	\$	\$	\$ 313,615,000.00	\$
Donations					
Miscellaneous Revenue					
Total Revenue				<u>313,615,000.00</u>	
Expenditures					
Project Expenditures	313,615,000.00	3,678,137.89	11,901,811.38	241,543,048.37	72,071,951.63
Total Expenditures	<u>313,615,000.00</u>	<u>3,678,137.89</u>	<u>11,901,811.38</u>	<u>241,543,048.37</u>	<u>72,071,951.63</u>
Excess (Deficiency) of Revenue Over Expenditures			(11,901,811.38)	72,071,951.63	
Completed Projects Encumbrances			<u>29,754,679.96</u>	<u>29,754,679.96</u>	
Excess (Deficiency) of Revenue Over Expenditures and Encumbrances			(41,656,491.34)	42,317,271.67	
June 30, 2022 Ending Fund Balance			49,931,261.68		
Prior year expenditures					
June 30, 2022 Encumbrances			<u>34,042,501.33</u>		
Adjusted Beginning Fund Balance			83,973,763.01		
Ending Fund Balance			<u>\$ 42,317,271.67</u>	<u>\$ 42,317,271.67</u>	

Fund

427

2016 VISION ED CAPITAL PROJ

as of: 12/31/2024

\$ 313,615,000.00 \$ 3,678,137.89 \$ 7,140,211.84 \$ 243,475,610.77 \$ 29,754,679.96 \$ - \$ 40,384,709.27

Project	Project Title	Revised Budget	MTD Actual	YTD Actual	LTD Actual	Encumb	Committed	Balance
144000	Bond Issuance Costs	579,999.78	-	-	578,425.68	-	-	1,574.10
144015	Citywide Nonarterial Reh&Re	2,999,950.00	435,344.88	567,790.80	2,138,150.60	861,799.40	-	0.00
144016	Citywide Non-Art Sidewalks	500,000.00	-	-	500,000.00	-	-	0.00
144020	Citywide-Arterial Rt&Pv Main	22,167,489.89	-	-	22,141,378.30	26,111.59	-	0.00
144021	Citywide-Nonarterial Rt&Pv M	52,153,841.85	69,046.12	310,962.84	51,969,674.46	106,943.82	-	77,223.57
144060	Bridge189 - 4700 N. Iroquois	191,321.19	-	-	191,321.19	-	-	-
144061	Bridge298 - 2100 E. 61St St	66,650.26	-	-	66,650.26	-	-	-
144061	Bridge298 - 2100 E. 61St St.	543,739.50	-	-	543,739.50	-	-	-
144062	Bridge323B - 12000 E. 21St	60,000.00	-	-	60,000.00	-	-	-
144093	Citywide Matching Funds	3,103,170.00	-	151,972.35	3,087,853.51	14,966.49	-	350.00
144094	ODOT Rehab & Replacement	8,200,000.00	-	4,240.00	5,275,904.52	1,733,219.67	-	1,190,875.81
144106	Maintenance Zone 1006	2,408,802.62	-	-	2,394,359.09	14,443.53	-	0.00
144107	Maintenance Zone 1007	530,000.00	-	-	530,000.00	-	-	-
144110	Citywide-Arterial Sidewalks	1,500,000.00	-	-	1,500,000.00	(0.00)	-	(0.00)
144111	Maintenance Zone 1001	8,275,000.00	301,871.07	343,571.17	5,752,460.21	2,279,444.39	-	243,095.40
144153	Maintenance Zone 1153	4,020,000.00	106,968.20	151,238.32	544,492.33	3,320,310.61	-	155,197.06
144157	Maintenance Zone 1157	3,612,823.69	-	-	3,612,823.69	0.00	-	0.00
144158	Maintenance Zone 1157	2,326,843.29	-	-	2,318,648.48	8,194.81	-	(0.00)
144168	Maintenance Zone 1068	3,600,000.00	-	-	332,346.88	52,340.85	-	3,215,312.27
144173	Maintenance Zone 1073	458,552.85	-	-	458,552.85	-	-	(0.00)
144176	Maintenance Zone 1076	1,678,019.41	-	-	1,678,019.41	0.00	-	-
144199	Maintenance Zone 1099	3,120,000.00	-	-	2,513,214.59	134,284.22	-	472,501.19
144200	Architect and Engineering Serv	330,000.00	-	-	330,000.00	-	-	-
144200	36 St: N MLK - Peoria Ave	2,920,000.00	-	-	2,919,920.00	80.00	-	-
144201	Apache St: Mlk - Peoria	2,692,774.79	-	-	2,652,774.79	0.00	-	40,000.00
144202	Apachee: Peoria - Lewis Ave	300,000.00	-	-	300,000.00	-	-	-
144202	Apache: Peoria - Lewis Ave	2,365,000.00	-	6,717.99	52,396.29	9,554.63	-	2,303,049.08
144203	W 41st St S 41st W - S 33rd W	1,685,000.00	-	-	1,685,000.00	(0.00)	-	-
144204	S33rd W: 41st St to 51st St	2,730,000.00	570,650.88	716,331.69	1,389,994.90	1,064,024.04	-	275,981.06
144205	Apache St: Lewis To Harvard	2,070,000.00	3,379.35	6,534.99	1,714,705.50	10,285.52	-	345,008.98
144206	11th St: Peoria to Utica	1,820,000.00	-	-	1,820,000.00	(0.00)	-	0.00
144207	11Th St: Lewis Ave - Harvard	200,000.00	-	-	200,000.00	-	-	-
144208	11th St: Sheridan - Memorial	1,780,000.00	-	-	1,625,764.67	0.00	-	154,235.33
144209	21St St: Garnett To 129Th E	300,000.00	-	-	300,000.00	-	-	-
144209	21st St: Garnett to 129th E	2,435,050.00	-	-	2,018,320.64	-	-	416,729.36
144210	21St St-129Th East Ave Inter	250,000.00	-	-	249,843.47	(0.00)	-	156.53
144210	21st St-129th East Ave Inter	-	-	-	-	-	-	-
144210	21st St-129th East Ave INTERSC	1,965,000.00	-	-	1,828,247.11	-	-	136,752.89
144211	41St: Garnett - 129 E Ave	1,601,612.81	-	-	1,601,612.81	(0.00)	-	0.00
144212	51st St Sheridan to Memorial	1,055,651.29	-	-	1,047,661.29	0.00	-	7,990.00
144213	91st Harvard - Yale	285,000.00	-	-	176,003.18	18,903.29	-	90,093.53
144214	Sheridan 81st to 91st	1,525,950.99	-	-	1,525,950.99	(0.00)	-	0.00
144215	Peoria: 41St St - 51St St.	300,000.00	-	-	300,000.00	-	-	-
144215	Peoria: 41st - 51st	2,885,000.00	-	294,434.96	641,315.13	1,911,469.62	-	332,215.25
144216	41st St: Lewis to Harvard	2,730,000.00	-	-	2,721,437.50	8,562.50	-	(0.00)
144217	Apache & Harvard Intersectio	197,740.00	-	-	196,823.70	-	-	916.30
144217	Apache & Harvard Intersect	785,000.00	-	-	775,000.00	10,000.00	-	-
144217	Apache & Harvard INTERSCTN	990,000.00	-	-	753,076.17	236,923.83	-	0.00
144218	41st St & Lewis Intersection	2,055,000.00	-	-	2,055,000.00	-	-	-
144219	Maintenance Zone 2119	367,980.36	-	-	366,480.36	1,500.00	-	(0.00)
144225	Maintenance Zone 2125	2,574,462.36	-	-	2,526,962.36	(0.00)	-	47,500.00
144226	Maintenance Zone 2126	349,710.26	-	-	349,710.26	-	-	0.00
144230	Maintenance Zone 2130	3,895,000.00	-	798.07	3,698,428.49	(0.00)	-	196,571.51

Fund

427

2016 VISION ED CAPITAL PROJ

as of: 12/31/2024

\$ 313,615,000.00 \$ 3,678,137.89 \$ 7,140,211.84 \$ 243,475,610.77 \$ 29,754,679.96 \$ - \$ 40,384,709.27

Project	Project Title	Revised Budget	MTD Actual	YTD Actual	LTD Actual	Encumb	Committed	Balance
144255	Maintenance Zone 2055	1,269,095.86	-	-	1,268,068.10	1,027.76	-	0.00
144256	Maintenance Zone 2056	1,268,393.91	-	-	1,268,393.91	-	-	(0.00)
144264	Maintenance Zone 2064	1,266,509.88	-	-	1,266,509.88	0.00	-	(0.00)
144265	Maintenance Zone 2065	959,200.67	-	-	957,942.60	-	-	1,258.07
144303	Maintenance Zone 3003	625,681.40	-	-	625,681.40	-	-	(0.00)
144304	Maintenance Zone 3004	1,412,273.54	-	-	1,412,273.54	0.00	-	0.00
144309	Citywide - Arterial Rehab	13,095,677.29	328,640.45	1,019,988.67	5,509,035.99	497,792.52	-	7,088,848.78
144310	Maintenance Zone 3010	7,929,998.00	-	30,360.54	754,643.66	113,108.52	-	7,062,245.82
144311	Maintenance Zone 3011	9,485,000.00	-	-	7,933,694.64	51,385.00	-	1,499,920.36
144317	Maintenance Zone 3017	750,000.00	-	408.51	600,323.66	62,859.93	-	86,816.41
144318	Maintenance Zone 3018	417,056.72	-	-	415,498.17	1,558.55	-	(0.00)
144320	Maintenance Zone 3020	4,500,000.00	-	-	335,436.20	213,318.85	-	3,951,244.95
144380	Maintenance Zone 3080	189,047.02	-	-	189,047.02	-	-	0.00
144413	Maintenance Zone 4013	535,058.95	-	-	511,528.37	23,530.58	-	(0.00)
144415	Maintenance Zone 4015	637,042.77	-	-	637,042.77	-	-	-
144421	Maintenance Zone 4021	3,655,000.00	-	234.72	385,707.92	2,541,741.63	-	727,550.45
144430	Maintenance Zone 4030	1,686,709.57	-	-	1,686,709.57	-	-	0.00
144431	Maintenance Zone 4031	11,680,000.00	962,411.72	2,240,080.45	10,602,092.27	1,026,520.73	-	51,387.00
144452	Maintenance Zone 4152	600,000.00	-	-	395,908.06	29,806.79	-	174,285.15
144467	Maintenance Zone 4067	4,855,000.00	-	-	3,371,805.21	10,000.00	-	1,473,194.79
144527	Maintenance Zone 5027	1,387,897.01	-	-	1,387,897.01	-	-	-
144533	Maintenance Zone 5033	4,880,000.00	-	-	4,879,987.32	-	-	12.68
144539	Maintenance Zone 5039	3,382,395.92	-	-	3,382,395.92	0.00	-	(0.00)
144546	Maintenance Zone 5046	600,000.00	-	-	600,000.00	(0.00)	-	0.00
144547	Maintenance Zone 5047	10,470,000.00	28,202.70	36,416.34	1,009,585.61	7,281,988.14	-	2,178,426.25
144627	Maintenance Zone 6027	1,006,165.51	-	-	1,006,165.51	-	-	(0.00)
144628	Maintenance Zone 6028	8,060,000.00	-	1,507.50	3,010,465.15	1,027,662.59	-	4,021,872.26
144635	Maintenance Zone 6035	3,306,365.97	-	-	3,304,854.80	0.00	-	1,511.17
144642	Maintenance Zone 6142	900,000.00	-	-	831,619.90	0.00	-	68,380.10
144645	Maintenance Zone 6145	2,640,000.00	-	-	2,544,554.52	18,488.01	-	76,957.47
144647	Maintenance Zone 6147	991,060.09	-	-	991,060.09	-	-	0.00
144700	Maintenance Zone 7100	1,313,991.88	-	-	1,313,991.88	(0.00)	-	0.00
144733	Maintenance Zone 7133	950,370.76	-	-	950,370.76	-	-	-
144740	Maintenance Zone 7040	3,275,000.00	-	-	3,224,845.00	48,848.75	-	1,306.25
144748	Maintenance Zone 7048	1,181,565.79	-	-	1,181,565.79	(0.00)	-	-
144754	Maintenance Zone 7054	1,000,000.00	-	-	727,510.40	18,989.60	-	253,500.00
144760	Maintenance Zone 7060	3,320,928.33	-	-	3,320,928.33	-	-	(0.00)
144803	Maintenance Zone 8103	1,775,162.45	-	-	1,775,162.45	-	-	(0.00)
144812	Maintenance Zone 8112	1,778,077.06	-	-	1,778,077.06	-	-	0.00
144857	Maintenance Zone 8057	2,570,000.00	-	6,859.34	2,142,072.81	56,391.11	-	371,536.08
144863	Maintenance Zone 8063	6,620,000.00	38,967.43	207,361.78	1,456,828.35	4,469,081.77	-	694,089.88
144931	Maintenance Zone 9031	518,453.57	-	-	518,453.57	-	-	(0.00)
144943	Maintenance Zone 9043	2,615,462.22	-	-	2,615,462.22	0.00	-	(0.00)
144944	Maintenance Zone 9044	4,000,000.00	-	-	3,906,614.67	88,116.37	-	5,268.96
144945	Maintenance Zone 9045	3,860,000.00	-	-	3,381,803.09	(0.00)	-	478,196.91
144949	Maintenance Zone 9049	1,200,000.00	-	-	694,919.86	164,635.48	-	340,444.66
144950	Maintenance Zone 9050	2,975,000.00	344,270.14	346,340.14	2,974,225.28	774.72	-	0.00
144951	Maintenance Zone 9051	1,550,000.00	488,384.95	696,060.67	1,293,184.65	183,689.75	-	73,125.60
144958	Maintenance Zone 9058	936,390.67	-	-	936,390.67	-	-	(0.00)
193140000Z	Mingo Creek Trail - 41st to 51	196,830.00	-	-	196,830.00	-	-	-

2020 GO BOND FUNDS

FUND 4281~428x COMBINED

(2020 GENERAL OBLIGATION BOND FUNDS)

**CITY OF TULSA, OKLAHOMA
SALES TAX OVERVIEW COMMITTEE REPORT
FUND 4281-4283 - 2020 GO BOND FUNDS**

**STATEMENT OF REVENUES, EXPENDITURES AND ENCUMBRANCES
FOR THE SIX MONTHS ENDED DECEMBER 31, 2023**

	FY ESTIMATED REVENUES/ LIFE-TO-DATE APPROPRIATIONS	CURRENT MONTH	ACTUAL YEAR TO DATE	LIFE TO DATE	OUTSTANDING REVENUES/ BALANCE OF APPROPRIATIONS
Revenue					
Bond Sale Receipts	\$	\$	\$	\$ 149,015,000.00	\$
Donations					
Miscellaneous Revenue					
Total Revenue				<u>149,015,000.00</u>	
Expenditures					
Project Expenditures	<u>149,015,000.00</u>	<u>1,875,317.52</u>	<u>10,951,638.72</u>	<u>35,450,787.71</u>	<u>113,564,212.29</u>
Total Expenditures	<u>149,015,000.00</u>	<u>1,875,317.52</u>	<u>10,951,638.72</u>	<u>35,450,787.71</u>	<u>113,564,212.29</u>
Excess (Deficiency) of Revenue Over Expenditures			(10,951,638.72)	113,564,212.29	
Completed Projects Encumbrances			<u>31,492,654.84</u>	<u>31,492,654.84</u>	
Excess (Deficiency) of Revenue Over Expenditures and Encumbrances			(42,444,293.56)	82,071,557.45	
June 30, 2022 Ending Fund Balance			98,471,334.32		
Prior year expenditures					
June 30, 2022 Encumbrances			<u>26,044,516.69</u>		
Adjusted Beginning Fund Balance			<u>124,515,851.01</u>		
Ending Fund Balance			<u>\$ 82,071,557.45</u>	<u>\$ 82,071,557.45</u>	

Fund

428

2016 VISION ED CAPITAL PROJ

as of: 12/31/2024

\$ 149,015,000.00 \$ 1,875,317.52 \$ 7,368,879.07 \$ 35,790,495.13 \$ 31,492,654.84 \$ - \$ 81,731,850.03

Project	Project Title	Revised Budget	MTD Actual	YTD Actual	LTD Actual	Encumb	Committed	Balance
2019X0000Z	Bond Issuance Cost	432,542.00	-	-	347,105.11	-	-	85,436.89
2035X0001Z	Transit-MTTA - Route 66 BRT	5,330,000.00	-	77,522.63	1,446,098.47	723,015.84	-	3,160,885.69
2036A0007Z	Apache St: Harvard Ave - Yale	990,000.00	-	-	-	49,500.00	-	940,500.00
2036A0013Z	Gilcrease Rd: Apache St - Pine	800,000.00	-	-	-	-	-	800,000.00
2036A0025Z	41st St S: Union Ave - Elwood	250,000.00	-	34,942.23	79,930.58	90,018.42	-	80,051.00
2036A0035Z	41st St S & Elwood Ave INTERSC	50,000.00	-	-	50,000.00	-	-	-
2036A0042Z	Pine St: Lewis Ave - Harvard A	200,000.00	-	-	-	200,000.00	-	-
2036A0043Z	Pine St: State Hwy 11 - Mingo	175,000.00	-	9,248.74	37,879.87	137,120.13	-	-
2036A0047Z	Admiral Pl: Memorial Dr - Mingo	240,000.00	-	-	8,000.00	0.00	-	232,000.00
2036A0050Z	Yale Ave: Apache St - Pine St	150,000.00	-	-	-	150,000.00	-	-
2036A0055Z	129th E Ave: Apache St - Pine	150,000.00	-	-	93,893.19	33,106.81	-	23,000.00
2036A0058Z	Pine St & Mingo Rd INTERSCTN	200,000.00	-	-	14,510.00	-	-	185,490.00
2036A0064Z	11th St S: Utica Ave - Lewis A	500,000.00	-	-	20,360.60	470,000.00	-	9,639.40
2036A0072Z	11th St S & Lewis Ave INTERSCT	270,000.00	-	-	-	270,000.00	-	-
2036A0092Z	31st St S: Garnett Rd - 129th	200,000.00	-	-	-	-	-	200,000.00
2036A0119Z	Sheridan Rd: 71st St S - 81st	200,000.00	41,014.82	45,184.82	63,524.57	115,190.25	-	21,285.18
2036A1000Z	CW Arterial Routine & Preventi	14,567,575.89	100,701.70	1,192,474.33	9,050,014.42	1,830,500.56	-	3,687,060.91
2036A1001Z	R&P: Pavement Reinspection	500,000.00	-	16,061.75	478,002.00	21,998.00	-	(0.00)
2036D0002Z	CBD: MLK & Detroit north of BN	1,400,000.00	-	-	1,345,182.99	0.00	-	54,817.01
2036D0004Z	CBD: Detroit Ave south of BNSF	1,090,000.00	-	-	140,000.00	-	-	950,000.00
2036D0005Z	CBD: Reconciliation Way	765,000.00	-	-	83,102.75	-	-	681,897.25
2036D0007Z	CBD: Alleyways	695,000.00	40,457.10	153,602.00	600,019.29	9,542.90	-	85,437.81
2036N0001Z	CW NonArterial Routine & Preve	18,399,914.34	803,045.06	3,285,263.18	10,702,654.85	5,099,489.98	-	2,597,769.51
2036N1007Z	Maintenance Zone 1007	119,999.77	-	-	84,055.86	11,706.24	-	24,237.67
2036N1070Z	Maintenance Zone 1070	250,000.00	-	27,639.04	246,539.04	11.44	-	3,449.52
2036N1076Z	Maintenance Zone 1076	250,000.00	-	-	224,661.26	25,338.74	-	-
2036N1078Z	Maintenance Zone 1078	300,000.00	-	-	226,834.03	26,097.54	-	47,068.43
2036N2056Z	Maintenance Zone 2056	200,000.00	-	-	6,201.23	86,822.89	-	106,975.88
2036N2065Z	Maintenance Zone 2065	3,802,167.00	655.62	1,961.01	220,266.99	2,348,042.65	-	1,233,857.36
2036N2066Z	Maintenance Zone 2066	187,833.00	-	-	111,861.47	10,305.53	-	65,666.00
2036N3081Z	Maintenance Zone 3081	840,000.00	-	-	66,754.11	10,532.26	-	762,713.63
2036N4014Z	Maintenance Zone 4014	200,000.00	-	-	126,298.68	8,935.32	-	64,766.00
2036N4021Z	Maintenance Zone 4021	330,000.00	-	-	222,366.60	33,542.46	-	74,090.94
2036N4022Z	Maintenance Zone 4022	3,450,000.00	-	-	288,916.94	12,280.08	-	3,148,802.98
2036N4030Z	Maintenance Zone 4030	1,030,000.00	13,053.04	16,621.79	425,467.69	338,844.70	-	265,687.61
2036N5040Z	Maintenance Zone 5040	780,000.00	-	-	79,369.49	626,732.48	-	73,898.03
2036N6035Z	Maintenance Zone 6035	1,140,000.00	-	878.82	7,217.57	892,992.10	-	239,790.33
2036N7048Z	Maintenance Zone 7048	251,630.00	-	-	233,128.08	18,501.92	-	-
2036N7060Z	Maintenance Zone 7060	990,000.00	-	-	67,673.82	922,326.18	-	-
2036N8057Z	Maintenance Zone 8057	1,900,000.00	-	133.66	122,554.96	366,679.81	-	1,410,765.23
2036N8102Z	Maintenance Zone 8102	2,550,000.00	-	-	159,736.00	11,498.00	-	2,378,766.00
2036N9037Z	Maintenance Zone 9037	2,030,000.00	-	-	155,375.32	10,000.00	-	1,864,624.68
2036N9038Z	Maintenance Zone 9038	890,000.00	144,104.45	148,035.45	224,093.82	185,889.90	-	480,016.28
2036N9044Z	Maintenance Zone 9044	350,000.00	-	-	138,006.11	49,257.83	-	162,736.06
2036N9050Z	Maintenance Zone 9050	1,350,000.00	538.60	927.09	98,683.75	1,163,826.50	-	87,489.75
2036N9051Z	Maintenance Zone 9051	110,000.00	-	-	84,053.27	11,054.44	-	14,892.29
2036S0001Z	ADA: Sidewalk Corridors	2,660,000.00	-	-	-	-	-	2,660,000.00
2036S0002Z	BPI: Go Plan Implement - ENG	2,500,000.00	87,811.81	415,978.33	762,417.70	57,968.43	-	1,679,613.87
2036S0003Z	BPI: Go Plan Implement - Traff	40,000.00	-	-	-	-	-	40,000.00
2036S0004Z	BPI: Arterial Sidewalk	1,000,000.00	199,696.20	210,448.70	951,945.22	44,269.00	-	3,785.78

Fund

428

2016 VISION ED CAPITAL PROJ

as of: 12/31/2024

\$ 149,015,000.00 \$ 1,875,317.52 \$ 7,368,879.07 \$ 35,790,495.13 \$ 31,492,654.84 \$ - \$ 81,731,850.03

Project	Project Title	Revised Budget	MTD Actual	YTD Actual	LTD Actual	Encumb	Committed	Balance
2036S0005Z	BPI: Non Arterial Sidewalk	300,000.00	55,511.00	88,308.90	218,509.33	45,644.20	-	35,846.47
2036W0004Z	91 St S: Memorial - Mingo Rd W	2,200,000.00	-	6,994.50	6,994.50	-	-	2,193,005.50
2036X0001Z	ADA: Transition Plan Update	250,000.00	-	-	244,767.89	5,232.11	-	(0.00)
2036X0002Z	ADA: Transit Stops	190,000.00	-	-	-	-	-	190,000.00
2036X0003Z	ADA: Signalized Intersections	960,000.00	-	-	-	-	-	960,000.00
2036X0005Z	TE: Signal Coord and Communica	520,000.00	-	-	-	200,000.00	-	320,000.00
2036X0006Z	TE: Signal Instal, Repair and	1,560,000.00	-	259,259.34	259,259.34	-	-	1,300,740.66
2036X0007Z	TE: Traffic Calming	470,000.00	82,819.13	101,545.66	131,984.10	181,674.42	-	156,341.48
2036X0008Z	TE: Lighting Repair and Replac	310,000.00	-	12,938.32	12,938.32	150,000.00	-	147,061.68
2036X0009Z	TE: Pavement Markings and Sign	1,950,000.00	7,407.25	158,324.04	188,178.04	691,615.96	-	1,070,206.00
2036X0010Z	TE: Guardrail Repair and Repl	260,000.00	-	-	-	-	-	260,000.00
2036X0011Z	Arena District Master Pln Impl	582,458.00	-	-	-	155,736.00	-	426,722.00
2037B0167Z	Bridge #167	130,000.00	-	-	15,300.00	114,700.00	-	-
2037B0173Z	Bridge #173	400,000.00	-	-	-	32,950.00	-	367,050.00
2037B0201C	Bridge #201C	100,000.00	-	-	8,000.00	-	-	92,000.00
2037B0204Z	Bridge #204	1,200,000.00	6,302.35	23,155.40	131,627.88	7,070.63	-	1,061,301.49
2037B0232A	Bridge #232A	700,000.00	-	869.04	23,169.04	-	-	676,830.96
2037B0241Z	Bridge #241	1,100,000.00	-	-	53,948.26	10,000.00	-	1,036,051.74
2037B0245Z	Bridge #245	860,000.00	168,342.36	173,950.62	223,028.16	579,009.69	-	57,962.15
2037B0258Z	Bridge #258	275,000.00	-	-	35,000.00	240,000.00	-	-
2037B0261A	Bridge #261A	175,000.00	59,975.88	59,975.88	83,975.88	91,024.12	-	-
2037B0261B	Bridge #261B	175,000.00	-	-	24,972.48	94,520.00	-	55,507.52
2037B0263Z	Bridge #263	465,000.00	-	-	35,000.00	25,000.00	-	405,000.00
2037B0269Z	Bridge #269	400,000.00	-	-	25,000.00	-	-	375,000.00
2037B0286Z	Bridge #286	150,000.00	-	-	8,000.00	-	-	142,000.00
2037B0301A	Bridge #301A	200,000.00	-	-	25,000.00	25,000.00	-	150,000.00
2037B0301Z	Bridge #301	165,000.00	-	-	20,070.44	14,929.56	-	130,000.00
2037B0343Z	Bridge #343	50,000.00	-	-	4,000.00	-	-	46,000.00
2037B0359Z	Bridge #359	50,000.00	-	-	15,000.00	35,000.00	-	-
2037B0423Z	Bridge #423	100,000.00	-	-	8,000.00	-	-	92,000.00
2037B1000Z	CW Bridge Rehab and Inspection	300,000.00	-	-	113,347.00	89,500.00	-	97,153.00
2039X0009Z	TE: Traffic Studies	100,000.00	-	-	25,000.00	-	-	75,000.00
2036A0002Z	46th St N: Peoria Ave - Lewis	1,200,000.00	-	-	150,000.00	(0.00)	-	1,050,000.00
2036A0005Z	36 St N: Osage County Ln - MLK	75,000.00	-	-	-	51,810.00	-	23,190.00
2036A0008Z	Pine St: Gilcrease Rd - Union	470,000.00	-	-	-	470,000.00	-	-
2036A0009Z	Pine St: Peoria Ave - Lewis Av	340,000.00	-	-	20,000.00	320,000.00	-	-
2036A0010Z	Edison St: 33rd W Ave - Union	1,050,000.00	-	-	-	1,050,000.00	-	-
2036A0011Z	33rd W Ave: Apache St - Pine S	1,350,000.00	-	-	923.47	-	-	1,349,076.53
2036A0012Z	33rd W Ave: Pine St - Edison S	700,000.00	-	-	-	700,000.00	-	-
2036A0015Z	MLK Jr Blvd: 36th St N - Apach	1,950,000.00	-	-	-	100,000.00	-	1,850,000.00
2036A0016Z	MLK Jr Blvd: Apache St - Pine	75,000.00	-	-	-	50,000.00	-	25,000.00
2036A0017Z	Peoria Ave: 56th St N - 46th S	850,000.00	-	-	55,000.00	-	-	795,000.00
2036A0018Z	Peoria Ave: 46th St N - 36th S	900,000.00	-	-	68,444.72	-	-	831,555.28
2036A0020Z	Lewis Ave: Pine St - Admiral P	320,000.00	-	-	-	320,000.00	-	-
2036A0021Z	Harvard Ave: Mohawk Blvd - 36	500,000.00	-	-	14,032.93	24,732.28	-	461,234.79
2036A0022Z	36 St N & Harvard Ave INTERSCT	20,000.00	-	281.15	10,326.72	673.28	-	9,000.00
2036A0023Z	Apache St & MLK Blvd INTERSCTN	50,000.00	-	-	-	15,515.00	-	34,485.00
2036A0024Z	Pine St & Gilcrease Rd INTERSC	100,000.00	-	2,622.00	2,622.00	-	-	97,378.00
2036A0027Z	61st St S: Lewis Ave - Harvard	1,020,000.00	-	-	-	49,500.00	-	970,500.00
2036A0031Z	Delaware Ave: 81st St S - 91st	1,400,000.00	-	21,370.92	64,263.09	31,116.91	-	1,304,620.00

Fund

428

2016 VISION ED CAPITAL PROJ

as of: 12/31/2024

\$ 149,015,000.00 \$ 1,875,317.52 \$ 7,368,879.07 \$ 35,790,495.13 \$ 31,492,654.84 \$ - \$ 81,731,850.03

Project	Project Title	Revised Budget	MTD Actual	YTD Actual	LTD Actual	Encumb	Committed	Balance
2036A0039Z	36th St N: Garnett Rd - 129th	200,000.00	-	-	24,447.26	10,942.61	-	164,610.13
2036A0045Z	Pine St: Garnett Rd - 129th E	150,000.00	-	-	-	35,367.50	-	114,632.50
2036A0046Z	Admiral: Sheridan Rd - Memoria	1,200,000.00	-	-	10,000.00	-	-	1,190,000.00
2036A0048Z	Admiral: Garnett Rd - 129th E	140,000.00	-	-	8,000.00	-	-	132,000.00
2036A0056Z	36 St N & 129th E Ave INTERSCT	75,000.00	-	-	53,881.24	21,118.76	-	-
2036A0059Z	Pine St & Garnett Rd INTERSCTN	75,000.00	-	-	15,976.53	59,023.47	-	-
2036A0060Z	Admiral & Sheridan Rd INTERSCT	200,000.00	-	-	-	-	-	200,000.00
2036A0067Z	15th St S: Harvard Ave - Yale	200,000.00	-	17,763.44	42,549.74	70,988.26	-	86,462.00
2036A0074Z	15th St S & Harvard INTERSCTN	100,000.00	-	-	52,120.00	-	-	47,880.00
2036A0076Z	31st St S & Peoria Ave INTERSC	52,097.00	-	3,817.00	42,097.00	10,000.00	-	-
2036A0086Z	Admiral: 225 E Av - 22200 E Ad	850,000.00	-	-	-	-	-	850,000.00
2036A0089Z	11 St S: 177th E Ave - 193rd E	140,000.00	-	1,322.43	1,322.43	62,982.54	-	75,695.03
2036A0097Z	161st E Ave: 11th St S - 21st	200,000.00	-	-	-	90,752.98	-	109,247.02
2036A0099Z	11 St S & 161st E Ave INTERSCT	50,000.00	-	16,594.82	16,594.82	-	-	33,405.18
2036A0101Z	11 St S & 193rd E Ave INTERSCT	70,000.00	-	14,001.89	14,001.89	-	-	55,998.11
2036A0110Z	Mingo Rd: 61st St S - 71st St	200,000.00	-	-	-	130,600.00	-	69,400.00
2036A0124Z	Peoria Ave: 31st St S - 41st S	125,000.00	-	19,285.50	19,285.50	49,482.50	-	56,232.00
2036A0125Z	Lewis Ave: 41st St S - I-44	1,530,000.00	-	-	85,277.10	0.00	-	1,444,722.90
2036D0001Z	CBD: 4th St	325,000.00	-	28,649.32	28,649.32	281,503.68	-	14,847.00
2036N1097Z	Maintenance Zone 1097	1,210,000.00	-	-	-	15,000.00	-	1,195,000.00
2036N1153Z	Maintenance Zone 1153	300,000.00	-	-	170,035.00	19,731.00	-	110,234.00
2036N1155Z	Maintenance Zone 1155	510,000.00	-	-	52,248.00	(0.00)	-	457,752.00
2036N1157Z	Maintenance Zone 1157	110,000.00	-	-	10,000.00	-	-	100,000.00
2036N3010Z	Maintenance Zone 3010	200,000.00	-	11,440.56	115,000.00	85,000.00	-	-
2036N3075Z	Maintenance Zone 3075	280,000.00	-	-	47,248.00	15,000.00	-	217,752.00
2036N4023Z	Maintenance Zone 4023	490,000.00	-	-	47,664.54	7,662.46	-	434,673.00
2036N4067Z	Maintenance Zone 4067	1,070,000.00	-	-	15,000.00	91,345.00	-	963,655.00
2036N4069Z	Maintenance Zone 4069	400,000.00	-	-	182,493.35	-	-	217,506.65
2036N5016Z	Maintenance Zone 5016	800,000.00	-	-	261,737.21	0.00	-	538,262.79
2036N5027Z	Maintenance Zone 5027	100,000.00	-	4,110.00	54,668.67	0.00	-	45,331.33
2036N5039Z	Maintenance Zone 5039	1,530,000.00	-	914.16	2,687.60	94,549.25	-	1,432,763.15
2036N6142Z	Maintenance Zone 6142	1,048,370.00	-	239.61	58,428.74	555,279.51	-	434,661.75
2036N8113Z	Maintenance Zone 8113	240,000.00	-	542.12	21,542.12	218,457.88	-	-
2036N9036Z	Maintenance Zone 9036	420,000.00	-	-	192,925.69	23,055.51	-	204,018.80
2036N9045Z	Maintenance Zone 9045	580,000.00	648.17	648.17	11,703.23	553,918.18	-	14,378.59
2036N9049Z	Maintenance Zone 9049	400,000.00	-	4,329.16	222,000.00	(0.00)	-	178,000.00
2036N9052Z	Maintenance Zone 9052	180,000.00	-	-	20,946.26	159,053.74	-	-
2036W0001Z	Gilcrease Rd: Pine St - Admira	12,000,000.00	-	115,320.39	677,461.39	1,500,323.60	-	9,822,215.01
2036W0005Z	101st St S & Sheridan INTERSCT	1,200,000.00	-	-	-	603,186.39	-	596,813.61
2036W0006Z	81 St S: Harvard Ave - Yale Av	1,500,000.00	62,232.98	82,232.98	82,232.98	1,354,722.02	-	63,045.00
2036X0004Z	CW Infrastructure Partnership	4,070,413.00	1,000.00	317,146.92	650,346.61	1,521,122.66	-	1,898,943.73
2036A0033Z	Harvard Ave-71st St to 81st St	150,000.00	-	-	-	-	-	150,000.00
2036A0054Z	129th E Ave-36th St N to Apach	200,000.00	-	-	-	-	-	200,000.00
2036A0075Z	21st St S & Harvard Intersect	150,000.00	-	-	-	-	-	150,000.00
2036A0083Z	Sheridan Rd-41st St to 51st St	750,000.00	-	-	-	-	-	750,000.00
2036A0088Z	11th St S-161st to 177th	100,000.00	-	54,451.79	54,451.79	(0.00)	-	45,548.21
2036A0100Z	11th St S & 177th E Intersect	75,000.00	-	14,001.89	14,001.89	-	-	60,998.11
2036A0109Z	Memorial Dr-51st St S 61st St	1,000,000.00	-	101,220.29	108,427.94	329,568.06	-	562,004.00
2036A0118Z	Yale Ave-111th St to 121st St	150,000.00	-	-	-	-	-	150,000.00
2036A0121Z	111th St S & Yale Ave Intersec	50,000.00	-	-	-	-	-	50,000.00

Fund

428

2016 VISION ED CAPITAL PROJ

as of: 12/31/2024

\$ 149,015,000.00 \$ 1,875,317.52 \$ 7,368,879.07 \$ 35,790,495.13 \$ 31,492,654.84 \$ - \$ 81,731,850.03

Project	Project Title	Revised Budget	MTD Actual	YTD Actual	LTD Actual	Encumb	Committed	Balance
2036D0003Z	CBD: Cincinnati Ave	500,000.00	-	-	-	500,000.00	-	-
2036D0006Z	CBD: Lansing Ave	80,000.00	-	11,727.29	80,000.00	-	-	-
2036N1068Z	Maintenance Zone 1068	300,000.00	-	-	-	-	-	300,000.00
2036N1071Z	Maintenance Zone 1071	180,000.00	-	-	-	-	-	180,000.00
2036N1072Z	Maintenance Zone 1072	300,000.00	-	-	-	-	-	300,000.00
2036N3004Z	Maintenance Zone 3004	150,000.00	-	-	-	71,575.00	-	78,425.00
2036N3005Z	Maintenance Zone 3005	350,000.00	-	-	-	-	-	350,000.00
2036N3011Z	Maintenance Zone 3011	325,000.00	-	-	-	-	-	325,000.00
2036N3017Z	Maintenance Zone 3017	300,000.00	-	-	-	164,800.00	-	135,200.00
2036N4015Z	Maintenance Zone 4015	100,000.00	-	-	-	-	-	100,000.00
2036N4031Z	Maintenance Zone 4031	350,000.00	-	-	-	-	-	350,000.00
2036N5033Z	Maintenance Zone 5033	280,000.00	-	-	-	-	-	280,000.00
2036N6149Z	Maintenance Zone 6149	200,000.00	-	-	-	-	-	200,000.00
2036N6150Z	Maintenance Zone 6150	450,000.00	-	-	-	216,697.00	-	233,303.00
2036N7109Z	Maintenance Zone 7109	175,000.00	-	-	-	94,951.79	-	80,048.21
2036N8116Z	Maintenance Zone 8116	100,000.00	-	-	-	-	-	100,000.00
2036W0002Z	81st St S-Tacoma to Maybelle	900,000.00	-	2,600.00	2,600.00	30,000.00	-	867,400.00
2036W0003Z	81st St S & Elwood Intersect	755,000.00	-	-	-	-	-	755,000.00

COMBINED STATEMENT OF OTHER FUND ACTIVITY

FUNDS 400, 401, 403, 404, 425

SALES TAX OVERVIEW COMMITTEE REPORT
(FUNDS 401, 403, 404, 425)
Combined Statement of Fund Activity
December 31, 2023

Fund	LIFE-TO-DATE APPROPRIATIONS	EXPEDITURES			ENCUMBERED/ COMMITTED	BALANCE
		CURRENT MONTH	FISCAL YEAR-TO-DATE	LIFE-TO-DATE		
FUND 400 - 1985 SALES TAX ECONOMIC DEVEL.	\$ 773,571.70	\$ -	\$ -	\$ 773,571.70	\$ -	\$ -
FUND 401 - 2001 SALES TAX FUND	\$ 84,905,730.03	\$ -	\$ -	\$ 84,891,370.46	\$ (0.00)	\$ 14,359.57
914411 Tulsa Trails	3,857,231.30	-	-	3,842,871.73	-	14,359.57
FUND 403 - 2006 EXT SALES TAX ADVACE FUND	\$ 27,705,922.61	\$ -	\$ -	\$ 27,705,676.78	\$ -	\$ 245.83
017150 Woodward & Forestry Impr.	470,000.00	-	-	469,754.17	-	245.83
FUND 404 - 2008 SPECIAL TEMP SALES TAX	\$ 145,493,500.00	\$ -	\$ -	\$ 145,298,037.28	\$ 157,930.92	\$ 37,531.80
104017 Art Rehab Citywide	81,942,000.00	-	-	81,859,132.39	82,867.61	-
104020 Citywide Nonarterial Sidewlk	15,894,000.00	-	-	15,894,000.00	-	(0.00)
104021 Citywide Non-arterial RTPV	34,082,000.00	-	-	34,048,044.35	-	33,955.65
104022 Citywide General Engineering	1,383,000.00	-	-	1,304,364.54	75,059.31	3,576.15
144104 Riverside Dr & Rltd Infrstr	5,500,000.00	-	-	5,499,996.00	4.00	-
FUND 425 - 2005 BOND ISSUE (4250-4255)	\$ 74,919,257.38	\$ -	\$ -	\$ 74,906,248.23	\$ 5,135.65	\$ 7,873.50
055103 UDE Renovation	108,867.59	-	-	100,033.44	5,135.65	3,698.50
055105 UDSW Renovation	491,642.36	-	-	487,467.36	-	4,175.00

ALL FUNDS BUDGET ACTIONS

**THERE WERE NO
BUDGET ACTIONS POSTED
THIS MONTH**