



**Department of Finance
Budget and Planning Division
Capital Planning Section
175 E 2nd, Tulsa, Oklahoma 74103-3203**

To: STOC

Jake Epp

From: Capital Planning Manager

Date: August 22, 2023

Subject: August Meeting

Enclosed is the material for your August 22, 2023 meeting including the July 31, 2023 Financial Report for your review. 2016 and 2020 Sales Tax Program revenues for August 2023 and the fiscal year to date compared to 2016 and 2020 Sales Tax Program Adopted Budget Estimates are:

	Actual	Current Adopted Budget	Variance from Adopted Budget
Month of August	\$10,323,915	\$9,970,563	3.5%
Year To Date	\$20,673,679	\$19,691,336	5.0%

Please note the above amounts are the Sales Tax revenue only.

The 2016 and 2020 Sales Tax Programs Funds (4000 and 409), in addition to sales tax revenue, receives interest, and other revenues such as grants, transfers and miscellaneous revenues. Total revenue reported for the funds is not available until the end of the month so, the information provided below is for the most recently completed month. Total Fund 4000 and 409 revenue for the month of July was:

	<u>Month Ending:</u> <u>July 31, 2023</u>	<u>Variance from</u> <u>Adopted Budget</u>	<u>Year Thru:</u> <u>July 31, 2023</u>	<u>Variance from</u> <u>Adopted Budget</u>
Sales Tax Revenue	\$10,349,764	6.5%	\$10,349,764	6.5%
Interest on Investments	\$503,584	N/A	\$503,584	N/A
Other Revenue	<u>\$0</u>	N/A	<u>\$0</u>	N/A
Total Fund Revenue	\$10,853,348	6.2%	\$10,853,348	6.2%

SALES TAX OVERVIEW COMMITTEE AMENDED

AUGUST 22 8:00 AM

175 E. 2ND ST, 10 SOUTH CONFERENCE ROOM

The STOC will meet in person at 8:00 am on August 22, 2023.

- I. Call to Order
- II. Reading of the July Minutes
- III. Chair Report to Council
- IV. Subcommittee Reports
 - A. Vison
 - B. Public Safety
 - C. Parks
 - D. Transportation
 - E. Financial
- V. Unfinished Business
- VI. New Business
 - A. Chair Report Presenters
- VII. Adjournment

STOC

Sales Tax Overview Committee

MINUTES

Sales Tax Overview Committee Meeting

July 25, 2023, 8:00 a.m.

175 E 2nd Street, 10th Floor Conference room

The Sales Tax Overview Committee met for the regular monthly meeting at 8:00 a.m. on July 25, 2023.

I. Call to Order

Chair Ashley Webb called the meeting to order at 8:00 a.m.

The following members were present:

Pamela Amburgy	Mareo Johnson	Ashley Webb
Bruce Denny	Steve King	Jennifer White
Scott Grizzle	Matt Meyer	
Paul Hassink	Sylvia Powell	
Linda Jenkins	Kathy Sebert	

The following members were not present:

Jeffrey Covington
Paul McTighe
Charles Wilkes

Also present:

Anne Boyd	Chris Havenar	Mary Kell
-----------	---------------	-----------

II. Approval of Minutes

The minutes for the June meeting were read. Pamela Amburgy moved that the minutes be approved as read. Sylvia Powell seconded the motion. The motion passed.

III. Chair's Report

Ashley Webb gave the Chair report. He reported that he spoke about Johnson and Woodward Parks. He spoke to them about advertising streets projects. Mr. Webb said the Council had no questions. There were no other discussions or questions.

STOC

Sales Tax Overview Committee

IV. Committee Reports

A. Vision

B. Ashley Webb gave the report. It reported that the topping out ceremony for the Gilcrease Museum would be July 26th at 9am. Attendees will be able to sign some of the panels starting at 8:30am. It was reported that the delay between the completion of the Zink Dam and its opening is due to other projects in the area that do not involve sales tax money and are not reported to this committee. The pedestrian bridge will have a delayed opening for similar reasons. There were no other questions or discussions, and the report was accepted.

C. Public Safety

Ashley Webb gave the report. He reported that work for the Rte. 66 Xperience will not be completed by the planned Rte. 66 events in 2026. The most recent RFP was withdrawn and no new has been received. The city refiled the lawsuit on the failed work on the PAC after mediation failed. Police reported that they have received 60 of the 76 ordered vehicles. A purchase order for a new helicopter has been issued. It will replace Police 1 which is a 2013 Airbus. He reported that the Animal Shelter was fully funded, there is a breakout in the report on page 4. The city is not likely to refile on the work that was not completed on the PAC. How this will be handled is under discussion. There were no other questions or discussions, and the report was accepted.

D. Parks

Ashley Webb reported on Parks. Ben Hill Park will have an opening for the community center on July 29th from noon to 4pm. The new All-Inclusive Playground at Whiteside Park was highlighted at the Council meeting. Th rehab of the plunge pool at McClure is moving slowly. There were no further questions or comments, and the report was accepted.

E. Transportation

Ashley Webb encouraged members to attend subcommittee meetings. He also encouraged members to email specific questions to a city staff member. There were no further questions or comments, and the report was accepted.

F. Financial

The July collections were \$10.3M which is about 6.5 percent over budget. Current sales tax collections are about 6.5 percent ahead of budget for the year to date.

V. Unfinished Business

STOC

Sales Tax Overview Committee

VI. New Business

A. Chair Report Presenters

Date	Presenter	Backup
Aug 2	Ashley Webb	Kathy Sebert
Sep 13	Kathy Sebert	Ashley Webb
10/4, 11/1, 12/6		

VII. Adjournment

The meeting was adjourned at 9:15 a.m.

Ashley Webb, Chair

Kathy Sebert, Vice Chair



STOC

SALES TAX OVERVIEW COMMITTEE

Ashley Webb
Chair

Ashley R. Webb
Riggs, Abney, Neal, Turpen, Orbison & Lewis Inc.
Attorney At Law
Tulsa, OK 74119
(918) 699-8905

To: City Council
Date: August 2, 2023
Subject: August Report to City Council

Attached is the July 2023 Sales Tax Overview Committee (STOC) Status Report

2006 Special Extended Sales Tax

June expenditures totaled \$2,000, of which \$2,000 was spent on the 91St-Memorial To Mingo project. Encumbrances and commitments total \$874,000. Current appropriations for the 2006 Special Extended Sales Tax Fund total \$272,920,000. There is a current appropriation balance of \$7,092,000.

2008 Sales Tax Special Temporary Streets

There were no expenditures in June. Encumbrances and commitments total \$158,000. Current appropriations for the 2008 Sales Tax Special Temporary Streets Fund total \$145,494,000. There is a current appropriation balance of \$38,000.

2014 Sales Tax

June expenditures totaled \$453,000, of which \$1,000,000 was spent on the Levee District #12 Rehab project. Encumbrances and commitments total \$38,262,000. Current appropriations for the 2014 Sales Tax Fund total \$579,640,000. There is a current appropriation balance of \$132,436,000.

2016 Sales Tax

June expenditures totaled \$4,658,000, of which \$4,386,000 was spent on the Transfer to Tulsa Vision Advanced Sales Tax Revenue Bonds debt service. Encumbrances and commitments total \$2,496,000. Current appropriations for the 2016 Sales Tax Fund total \$256,927,000. There is a current appropriation balance of \$30,467,000.

2016 Revenue Bond

June expenditures totaled \$3,849,000, of which \$1,608,000 was spent on the Tulsa Zoo & Living Museum project. Encumbrances and commitments total \$41,716,000. Current appropriations for the 2016 Revenue Bond Fund total \$350,600,000. There is a current appropriation balance of \$20,749,000.

2020 Sales Tax

June expenditures totaled \$1,109,000, of which \$940,000 was spent on the Capital Equipment project. Encumbrances and commitments total \$18,384,000. Current appropriations for the 2020 Sales Tax Fund total \$73,956,000. There is a current appropriation balance of \$12,955,000.

2020 General Obligation Bonds

June expenditures totaled (\$1,196,198), of which \$429,000 was spent on the Citywide Arterial Routine & Preventive Maintenance project. Encumbrances and commitments total \$26,045,000. Current appropriations for the 2020 General Obligation Bonds Fund total \$149,015,000. There is a current appropriation balance of \$96,615,000.

2014 General Obligation Bonds

June expenditures totaled \$1,834,000, of which \$1,018,000 was spent on the Maintenance Zone 4031 (Harvard to Yale & 21st to 31st) project. Encumbrances and commitments total \$34,043,000. Current appropriations for the 2014 General Obligation Bonds Fund total \$313,615,000. There is a current appropriation balance of \$47,851,000.

2008 General Obligation Bonds

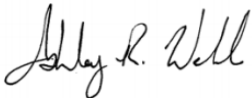
June expenditures totaled \$6,564,000, of which \$2,915,000 was spent on the Arterial/Non-Arterial Routine & Preventative street maintenance project. There are no encumbrances or commitments. Current appropriations for the 2008 General Obligation Bonds Fund total \$230,055,000. There is a current appropriation balance of (\$770,000).

2005 General Obligation Bonds

June expenditures totaled \$47,000, of which \$39,000 was spent on the Fire Station Generators project. Encumbrances and commitments total \$5,000. Current appropriations for the 2005 General Obligation Bonds Fund total \$74,919,000. There is a current appropriation balance of \$4,000.

Respectfully submitted,

Ashley Webb, Chair



Attachments

cc: Tammy Pitts
Jarrod Moore
Jake Epp



FINANCIAL REPORT TO CITY COUNCIL
Wednesday, August 2, 2023

I. Financial Report

Revenue: 2016 Vision 0.805 Percent and 2020 Sales Tax 0.45 Percent Sales Tax Funds

		Fiscal Year to Date	
	July	Thru July	
Actual	\$ 10,349,764	\$	10,349,764
Adopted Budget - Current Year	9,720,773		9,720,773
Actual vs Budget	\$ 628,991	\$	628,991

Expenditures

Fund	June	Fiscal Year to Date Thru June	
409 - 2020 Sales Tax	\$ 1,108,947	\$	23,720,564
4001, 4003-4004 - Tulsa Vision Rev Bonds	3,849,163		45,348,143
4000 - Tulsa Vision Sales Tax	4,657,544		71,741,992
405 - 2014 Sales Tax	453,078		29,017,946
404 - 2008 Streets Temporary Sales Tax	-		67,687
402 - 2006 Special Extended Sales Tax	1,800		3,661,511
TOTAL	\$ 10,070,533	\$	173,557,843

II. Expenditures in Other Funds

Fund	June	Fiscal Year to Date Thru June	
401 - 2001 Sales Tax	-	\$	26,362.50
428 - 2020 GO Bond	(2,392,397)		30,175,209
427 - 2014 GO Bond	3,667,297		42,508,299
426 - 2008 GO Bond	13,128,456		25,109,215
425 - 2005 GO Bond	93,888		181,453
TOTAL	\$ 14,497,244	\$	98,000,538

III. Items for the City Council's Attention

- A. Monthly Financial Reports
- B. STOC Committee and Subcommittee Minutes and Reports

IV. Attachments

- A. Attendance Record for the last 12 months
- B. STOC Committee and Subcommittee Minutes and Reports

Respectfully submitted,

Ashley R. Webb, Chair

Attachments

cc: Tammy Pitts
Jarrod Moore
Jake Epp

MAJOR CAPITAL IMPROVEMENTS CONSTRUCTION FUNDS SUMMARY
As of June, 2023

	CURRENT		EXPENDITURES		ENCUMBERED	PERCENT	BALANCE
	APPROPRIATIONS		Current Month	To Date			
Fund 401 and Fund 403							
2001 Third Penny Sales Tax and 2006 Advance Funded Sales Tax	\$ 112,611,653	\$	-	\$ 112,584,460	\$ (0)	100%	\$ 27,193
Fund 402							
2006 Third Penny Sales Tax Extension	\$ 272,920,362	\$	1,800	\$ 264,954,006	\$ 874,246	97%	\$ 7,092,111
Fund 404							
2008 Sales Tax Special Temporary Streets Fund	\$ 145,493,500	\$	-	\$ 145,298,037	\$ 157,931	100%	\$ 37,532
Fund 405							
2014 Sales Tax Fund	\$ 579,639,705	\$	453,078	\$ 408,941,336	\$ 38,262,089	77%	\$ 132,436,281
Fund 406: 4000							
2016 Sales Tax Fund	\$ 256,926,895	\$	4,657,544	\$ 223,964,330	\$ 2,495,884	88%	\$ 30,466,681
Fund 406: 4001, 4003, 4004							
2016 Revenue Bond Fund	\$ 350,600,000	\$	3,849,163	\$ 288,135,132	\$ 41,716,244	94%	\$ 20,748,623
Fund 409							
2020 Sales Tax Fund	\$ 73,955,556	\$	1,108,947	\$ 42,616,169	\$ 18,384,432	82%	\$ 12,954,956
Fund 428							
2020 General Obligation Bonds	\$ 149,015,000	\$	(1,196,198)	\$ 26,355,019	\$ 26,044,517	35%	\$ 96,615,464
Fund 427							
2014 General Obligation Bonds	\$ 313,615,000	\$	1,833,649	\$ 231,721,316	\$ 34,042,501	85%	\$ 47,851,183
Funds 426							
2008 General Obligation Bonds	\$ 230,054,937	\$	6,564,228	\$ 230,825,422	\$ 0	100%	\$ (770,485)
Funds 425							
2005 General Obligation Bonds	\$ 74,919,257	\$	46,944	\$ 74,910,423	\$ 5,136	100%	\$ 3,699
Fund 740: 7401-7408							
TMUA--Water Capital Fund	\$ 455,071,405	\$	3,690,148	\$ 364,700,384	\$ 42,064,303	89%	\$ 48,306,718
Funds 750: 7501-7522							
TMUA-Sanitary Sewer Capital Funds	\$ 581,286,957	\$	2,709,299	\$ 478,308,103	\$ 52,138,190	91%	\$ 50,840,664

STOC

Sales Tax Overview Committee

MINUTES

Sales Tax Overview Committee Meeting

June 27, 2023, 8:00 a.m.

175 E 2nd Street, 10th Floor Conference room

The Sales Tax Overview Committee met for the regular monthly meeting at 8:00 a.m. on June 27, 2023.

I. Call to Order

Chair Ashley Webb called the meeting to order at 8:00 a.m.

The following members were present:

Pamela Amburgy	Mareo Johnson	Charles Wilkes
Bruce Denny	Matt Meyer	
Scott Grizzle	Sylvia Powell	
Paul Hassink	Kathy Sebert	
Linda Jenkins	Ashley Webb	

The following members were not present:

Jeffrey Covington
Steve King
Paul McTighe

Also present:

Anne Boyd	Jake Epp	Chris Havenar	Mary Kell
Jeff Edwards	Lindsey Hutchinson	Joe Barkowski	

II. Approval of Minutes

The minutes for the May meeting were read. Kathy Sebert moved that the minutes be approved as read. Pamela Amburgy seconded the motion. The motion passed.

III. Chair's Report

Kathy Sebert gave the Chair report. She reported that it went well. She talked about the vandalism at some of the parks. She told them about the topping out ceremony for Gilcrease Museum. There were no other discussions or questions.

STOC

Sales Tax Overview Committee

IV. Committee Reports

A. Vision

Lindsey Hutchinson and Joe Barkowski reported on the Zoo. They gave a presentation that covered the history of the Zoo and what their future plans looked like. They answered several questions from the committee. Jeff Edwards gave a report on River Parks Turkey Mountain. He reported that trail plans were on hold pending the result of the new Improve Our Tulsa III vote in August. Turkey Mountain is going well. They are working on plans for parking on the westside and expanding trails in that direction. There were no other questions or discussions, and the report was accepted.

B. Public Safety

Ashley Webb gave the report. He reported that the Animal Shelter was fully funded, there is a breakout in the report on page 4. The city is not likely to refile on the work that was not completed on the PAC. How this will be handled is under discussion. There were no other questions or discussions, and the report was accepted.

C. Parks

Ashley Webb reported on Parks. The committee is curious how the work on Chamberlain will affect the pool at Berry Park. They are also requesting a more detailed explanation of the revenues and expenses for Owen Park. There were no further questions or comments, and the report was accepted.

D. Transportation

Ashley Webb encouraged members to attend subcommittee meetings. He also encouraged members to email specific questions to a city staff member. There were no further questions or comments, and the report was accepted.

E. Financial

The June collections were \$9.7M which is about 5.9 percent over budget. Current sales tax collections are about 5.7 percent ahead of budget for the year to date.

V. Unfinished Business

VI. New Business

A. Chair Report Presenters

Date	Presenter	Backup
Jul 19	Ashley Webb	Pamela Amburgy

8/2, 9/13, 10/4, 11/1, 12/6

STOC

Sales Tax Overview Committee

VII. Adjournment

The meeting was adjourned at 9:13 a.m.

Ashley Webb, Chair

Kathy Sebert, Vice Chair

Handwritten signature of Ashley R. Webb in cursive script.

Sales Tax Overview Committee

STOC

SALES TAX OVERVIEW COMMITTEE

12-Month Attendance Record

Jul-23

Member	Expires	District	Jan-23	Feb-23	Mar-23	Apr-23	May-23	Jun-23	Jul-23	Aug-22	Sep-22	Oct-22	Nov-22	Dec-22	# Attended	# Possible	Comments
Wilkes, Charles	Dec-26	1	P	P	A	P	P	P	A	A	A	P	P	A	7 of 12		
Jenkins, Linda (Secretary)	Dec-24	1	P	A	P	P	P	P	P	A	P	P	P	P	10 of 12		
McTighe Jr., Paul	Dec-26	2	A	A	A	A	A	A	A	A	P	P	P	A	3 of 12		
Powell, Sylvia	Dec-24	2	P	P	P	P	P	P	P	P	A	P	P	A	10 of 12		
Vacant	Dec-26	3	A	P	NM	NM	NM	NM	NM	NM	NM	NM	NM	NM	1 of 2		Marshal resigned 3/23
Vacant	Dec-24	3	A	A	A	NM	NM	NM	NM	NM	NM	NM	NM	NM	0 of 3		
Vacant	Dec-22	4	NM	NM	NM	NM	NM	NM	NM	NM	NM	NM	NM	NM	0 of 0		
Webb, Ashley (Chair)	Dec-24	4	P	P	P	P	P	P	P	P	P	P	P	P	12 of 12		
Sebert, Kathy (Vice-Chair)	Dec-22	5	P	P	P	P	P	P	P	P	P	P	P	P	12 of 12		
Covington, Jeff	Dec-24	5	P	A	A	P	P	A	P	P	P	A	A	P	7 of 12		
Vacant	Dec-24	6	A	A	NM	NM	NM	NM	NM	NM	NM	NM	NM	NM	0 of 2		appointee in process
Denny, Bruce	Dec-26	6	A	A	A	P	A	P	P	A	A	A	A	A	3 of 12		
Meyer, Matt	Dec-26	7	P	P	P	P	P	P	P	P	P	A	A	P	10 of 12		
Vacant	Dec-24	7	A	A	A	NM	NM	NM	NM	NM	NM	NM	NM	NM	0 of 3		
Vacant	Dec-22	8	A	A	A	NM	NM	NM	NM	NM	NM	NM	NM	NM	0 of 3		appointee in process
King, Steve	Dec-24	8	P	P	P	P	P	A	P	P	P	P	P	P	11 of 12		
Grizzle, Scott	Dec-26	9	P	P	P	P	P	P	P	P	A	P	P	A	10 of 12		
Hassink, Paul	Dec-24	9	NM	NM	P	P	P	P	P	A	A	A	A	A	5 of 10		as of Mar. 2023
Amburgy, Pamela	Dec-26	M	P	P	P	P	P	P	A	P	A	P	P	P	10 of 12		
White, Jennifer	Dec-24	M	A	A	NM	NM	NM	NM	P	NM	NM	NM	NM	NM	1 of 3		as of Jul 23
Johnson, Mareo	Dec-26	M	A	P	P	A	P	P	P	P	P	A	P	A	8 of 12		
Members Present			10	10	10	12	12	11	12	9	8	9	10	7			

A = ABSENT
 P = PRESENT
 NM = NO MEMBER APPOINTED
 OC = OUT OF COUNTRY
 OT = OUT OF TOWN on Business

Prepared by City of Tulsa
 Department of Finance
 Budget & Planning Division
 Capital Planning Section

Tulsa Economic Development Project

Attendees:

Kathy Sebert
Pamela Amburgy
Ashley Webb
Steve King
Linda Jenkins
Mareo Johnson
Paul Hassink

DATE: August 16, 2023
TO: STOC Committee
FROM: Mary Kell, AIA, **Department of City Experience**
SUBJECT: **VISION TULSA STOC PROJECT UPDATES**

Projects list

1. 170000 Zink Dam
2. 147200 Arkansas River Pedestrian Bridge
3. 170010 Turkey Mountain Urban Wilderness
4. 170020 New Trail East Bank Cousins
5. 170025 23rd & Jackson Redevelopment
6. 170030 Gilcrease Museum
7. 170035 Cox Business Center Renovation
8. 170045.2 Airport Infrastructure – Spirit
9. 170045.4 Airport Infrastructure – American Airlines
10. 170050 Tulsa Zoo Elephant Exhibit
11. 170055 Langston Healthcare
12. 170060 BMX National Headquarters
13. 170065 South Mingo Corridor
14. 170070 Public Schools Safety First Initiative
15. 170080 Citywide: Commercial Revitalization
16. 170080 Citywide: Route 66
17. 170085 Peoria-Mohawk Business Park
18. 170100 Air National Guard MTC
19. 170145 Tulsa Arts Commission

Completed Projects

170035	Cox Arena District	January 2019
170040	Tulsa Fairgrounds	November 2021
170045.1	Airport Infrastructure – AA Tail Slot	January 2019
170045.2	Airport Infrastructure – Navistar	December 2021
170095	Community Health East Clinic	April 2020
170110	North Peoria Connection, 56 th – Mohawk	March 2020
170115	TCC Career Placement	August 2019
170125	McCullough Park	February 2023
170130	Mohawk Sports Complex	March 2022
170135	GO plan Bike Ped Master Plan	March 2022
170140	Route 66 Train Depot	October 2022
170155	PAC Master Plan	June 2021

1. No. 170000

Project Name: Zink Dam
Representative: Brooke Caviness, COT
Total Funding: \$54,673,411.53
Available Funding: \$54,673,411.53
Design Firm(s): Jacobs/CH2MHill, HISINC, LLC
Contractor: Crossland Construction Company
Start Date: 10.18.2020
Anticipated Completion: October 2023 (Opening planned for Labor Day 2024)

- Construction **101.2%%** billed, **92.5%** time as of **07.24.23**
- Sculpted concrete for drops began November 2022
 - Drop 1 and 3 – concrete complete
 - Drop 2 – concrete complete.
 - Drop 4, 5, 6 and 7 – concrete complete
- Cofferdam removal **completed 08.01.23.**
- **Construction of last tern island ongoing**
- **Completing east bank**
- Exposed aggregate sidewalk placement **complete.**
- Punchlist walks **underway** for MVVA, electrical and OHI Controls.
- For safety and work / laydown area, no public access to flume area during construction. Construction of the east bank and bumpout is anticipated to be complete mid-2024.
- Operations and maintenance planning ongoing included elected officials, RPA, Government staff and stakeholders. Bi-weekly meetings began week of 01.31.22.
- Program and operation meetings underway. Focus working groups defined to cover construction, operations, recreational programming and communications / amenities and water quality.
- Holly Frontier Sinclair Tulsa Refinery (HFSTR) west bank stabilization project began construction 07.10.2023. Planned completion **March 2024.**
 - **Project includes constructing a clay barrier along the bank with monitoring wells. It will have an armoring system to prevent erosion.**
- Zink Dam Phase 4 – tuning to begin following HFSTR project completion.
- **Water Quality Plan is in the review and collection of data mode. Testing protocols will be developed and drafted by December 2023.**
- **Items affecting opening of Dam:**
 - **HFSTR project – water cannot be impounded behind the dam until this project is complete.**
 - **AGP bumpouts are scheduled to be complete by summer 2024,**
 - **City of Tulsa needs to tune the flume gates / dam gates prior to opening; tuning block may need to be moved. Flume designer Merrik will oversee tuning. Tuning takes about 6 months, can't begin until water can be held by lake, after HFSTR project is complete. 6 months = March – August 2024**
 - **City of Tulsa and River Parks must complete the MOU for operations**
 - **City of Tulsa will concurrently finalize the water quality testing / communication program**
- **Communication announcement on project completion:**



- <https://www.cityoftulsa.org/government/capital-programs/vision-tulsa/vision-projects/zink-dam-and-zink-lake/>
- Council meeting presentation scheduled for 08.30.23.
- Public information meetings in process with DCE (Department of City Experience)
- Interview on Channel 6 by Brooke Caviness:
- <https://www.newson6.com/story/64b9b46b9d18f207a83d97a7/significant-progress-made-on-zink-dam-and-whitewater-flume-project-along-arkansas-river>

2. Project No. 147200

Project Name: Arkansas River Pedestrian Bridge
 Representative: Jeff Stava, RPA/TGP and Brooke Caviness, COT
 Total Funding: \$27,400,000.00
 Available Funding: \$27,400,000.00
 Design Firm(s): SBP, MVVA, GKFF, and River Parks
 Contractor: Crossland Construction Company
 Start Date: 05.14.2021
 Anticipated Completion: Summer / Fall 2023

- Tier III Funding - \$7.25 million in funding and donations committed
- Construction 90.86% billed of \$31,769,504.00 as of 07.12.23
- Exposed agg on bridge deck complete
- Handrail post welding is complete. Cable tray and mesh installation ongoing
- West bank: Landscaping seeding complete. Tree re-supporting from the windstorm ongoing.
- All architectural lights are installed, except handrail lighting.
- Bridge structural punch list complete.
- **Riverview bumpout, plazas, and east bank modifications to be completed by summer of 2024.**

3. Project No. 170020

Project Name: Turkey Mountain Urban Wilderness
 Representative: Ryan Howell, RPA (River Parks Authority)
 Total Funding: \$ 7,600,000.00
 Available Funding: \$ 7,600,000.00
 Design Firm(s): LandPlan Consultants, Inc (LPCI)
 Contractor: TBD
 Start Date: TBD

- Acquisition of property: \$5,490,928.25
- Turkey Mountain Master Plan components: \$2,109,071.75
 - 71st Street to Turkey Mountain Trail Improvements final review set submitted 01.13.23
 - **In recent months, several projects have been added to Turkey Mountain and the surrounding area that have impacted our ability to put out to bid, the 71st Improvement.**
 - **Working with Land Plan, LLC to provide overall site planning strategy and design process for the south side of Turkey that will incorporate all of**



- **these projects (RAISE Grant to extend west bank trails from Turkey Mtn to Jenks, REI and possible changes to 71st and Elwood intersection, parking lot expansion at Turkey, and a new voter approved IOT 2023 maintenance facility for River Parks to possibly be located at Turkey).**
- **These conflicting designs would require near immediate future modifications to the 71st trail rehabilitation.**
- **It is expected to have something back in the next 2-3 months and can press ahead with some final modifications to the current design and move forward with bidding this late winter (December 2023).**
- RPA has trail maintenance projects underway. New and old trail alignments to address erosion and clearing, ongoing.
- Wayfinding Signage installation has started. \$27,068 for 6x6 posts, \$4,471.90 for signs with trail names and directional arrows, and \$6,438.98 for rental equipment related to posts has been spent to date. New map released with new signage.
- Negotiations underway with ODOT on land acquisition for portions of the westerly 2 Placerder properties (City owns). No impact on Mitchell Park exchange parcel.
- ODOT final land boundary has been defined and price offer will be finalized.
- Funding received from ODOT from land sale will reimburse the Vision Tulsa funding for RPA.
- A subsequent amendment will be entered into with RPA to fund Turkey Mountain improvements.

4. Project No. 170020

Project Name:	New Trail East Bank 101 st to Cousins Park
Representative:	Doug Helt and Nancy Doutey, COT
Total Funding:	\$ 4,000,000.00
Available Funding:	\$ 600,000.00
Design Firm(s):	LandPlan Consultants, Inc (LPCI)
Contractor:	TBD
Start Date:	TBD

- Conceptual design completed 02.16.2018 (\$68,454.00)
- Conceptual cost estimate for trail \$10.2 million, with time value at 3% for 13 years - \$15.0 million, with land, total cost is \$26 million.
- TAP (Transportation Alternative Program) grant awarded March 2021 through INCOG to fund design (\$133,991.00 requested, \$107,193.00 awarded) for Riverside Drive (Vensel Creek to south of Creek Turnpike)
- Consultant interviews with COT and ODOT held week of 04.07.22, Land Plan has been selected as design consultant for Vensel Creek design plans only (does not include construction funding).
- Land Plan scoping agreement ODOT LG 2360 for further processing.
- TA (Transportation Alternative) grant applications: 3 additional segments to Cousin's Park were on Mayor's agenda for 01.04.23, 103rd to 110th awarded \$1M federal funds 06.01.23. **Funding agreement with INCOG is pending**
- Trail segments will be coordinated with the South Tulsa – Jenks Dam project – **ongoing**
- Mayor provided letter to affirm City matching funds - **ongoing**

5. Project No. 170025

Project Name: 23rd & Jackson Redevelopment Site – Relocation Study Design and Acquisition
 Representative: COT
 Total Funding: \$1,000,000.00
 Available Funding: \$1,000,000.00
 Design Firm(s): Cyntergy

- Scope includes planning, design work and partial acquisition costs to relocate Public Works, update master plan site at Harvard and Mohawk, appraise and acquire operation yard location.
- Draft report submitted to Administration, February 2020
- Acquisition of 2 parcels – Tulsa County Yard on North Harvard - \$320K (Vision funding), 56th & Garnett - \$1.46 million (water enterprise funds) – closing for both 08.30.2020
- Traffic Engineering is now occupying County site on North Harvard Avenue
- Amendment with consultant to be resubmitted once direction is known (originally recommended at 09.01.21 PCSSC).
 - Will include development of a phased transition plan for Water Distribution to move to 56th & Garnett site, and review of the Pine Street site as a possible location for Water Distribution.
 - **Project on hold due to City department reorganization (08.03.23).**

6. Project No. 170030

Project Name: Gilcrease Museum
 Representative: Susan Neal, Gilcrease, Mary Kell, COT
 Current Budget: \$139,215,850.00
 Total Funding: \$118,691,699.00 (\$81,517,113 public + \$37,174,586 private)
 Fundraising Goal: \$ 20,524,151.00
 Design Firm(s): Smith Group, 1 Architecture; Gallagher & Associates
 Construction Manager: Flintco, LLC
 Start Date: 05.10.22
 Scheduled Completion: 11.30.2024
 Anticipated Completion: 11.30.2024

- Funding:
 - Public Funding total: Vision (\$65 M), Remaining bond funds from past Gilcrease projects (\$2.6 M), IOT 2 (\$6 M), ARPA City Funding (\$1 M), Public Utilities (\$817,113.00), Supplemental Appropriations (\$6.1M) 03.01.23 = \$81,517,113
 - Private Funding total (\$37,174,586.00)
- Mayor’s Task Force site tour held 05.25.23.
- Topping out ceremony **held** 07.26.23, (no July 2023 Task Force call).
- Construction **47% billed as of 07.31.23**. Backfill at amphitheater and stone veneer **ongoing**, all building trusses installed, acoustical spray in Admin area **complete**.
- **Roofing materials on site.**
- STOC tours held 05.23.23 and 06.13.23, will schedule another tour in **September 2023**
- Construction update from **08.11.23** attached at end of report



- Jobsite camera link: <https://www.cityoftulsa.org/government/capital-programs/vision-tulsa/vision-projects/gilcrease-museum/>
- Fundraising goal as of as of 03.01.23 is \$20,524,151 - **ongoing**.
- Mayor proposed \$10 million fundraising match in the IOT 3 program, **public vote 08.08.23 passes, private fundraising by Gilcrease underway**.

7. Project No. 170035

Project Name: Cox Business Convention Center
 Representative: Mary Kell, COT
 Total Funding: \$ 54,500,000.00
 Available Funding: \$ 54,500,000.00
 Design Firm(s): Matrix Architects, Engineers and Planners, Inc., FFTT
 Construction Manager: Tulsa Vision Builders
 Start Date: 07.01.2018
 Completion: 06.30.2020

- Concrete cracking repairs in front of main entrance: concrete pours on 04.13.23 and 04.14.23. Repairs completed 06.13.23, final billing in process, **ongoing**.

8. Project No. 170045

Project Name: Airport Infrastructure – Spirit
 Representative: **Andy Stroud, COT**
 Total Funding: \$ 5,000,000.00
 Available Funding: **\$ 300,000.00 (remaining to spend)**
 Design Firm(s): Poe
 Contractor: Grade Line Construction, LLC
 Start Date: 02.13.23 (for TMUA-W 21-08)
 Completion Date: TBD

- Paving Phases 1 and 2 (Areas 1,2 ,3 4, 5, 6A & 6B, and 9) completed 12.31.2020
- South parking area parking and parking completed 03.08.22.
- Approximately \$300K remaining in budget for Fire Line extension / elements, control valves and fire hydrant replacements.
- TMUA-W 21-08 contract executed 10.26.22, second pre-work held 02.07.23, security badges received.
- **Notice to proceed was 05.29.23.**
- **Valves have been potholed and are working on getting them manufactured for installation.**

9. Project No. 170045

Project Name: Airport Infrastructure – AA (American Airlines)
 Representative: Mary Kell, COT
 Total Funding: \$ 14,500,000.00
 Available Funding: \$ 14,500,000.00
 Design Firm(s): FSB, Allana Buick & Bers Inc.
 Contractor (s): The Ross Group Corp
 Start Date: 12.02.2020
 Anticipated Completion: TBD

- Agreement with list of projects signed by Mayor 12.02.2020
- Projects:
 - Tail Slot: \$ 2,122,396.00 completed 01.08.2019
 - Hangar 80 Re-Skin: \$ 1,500,000.00 99.8% billed
 - AAERO APU: \$ 2,012,277.00 99.6% billed
 - Master Plan \$ 575,000.00 72.4% billed
 - Plating Shop Roof, MAU \$ 2,405,000.00 100% billed
 - CUP Cooling Tower & Hangar 6 Cooling Tower \$ 5,757,723.00 100% billed

Total billed: \$14,202,562.24 – overall 97.9% - most recent invoices received 05.31.23.

10. Project No. 170050

Project Name: Tulsa Zoo Elephant Exhibit
 Representative: Lindsay Hutchinson, TZMI, Gary Schellhorn, COT
 Total Funding: \$ 25,000,000.00
 Available Funding: \$ 25,000,000.00 (City) + \$7.6M (TZMI) = \$32.6 M
 Design Firm(s): Selser Schaefer Architects
 Construction Manager: Nabholz Construction
 Start Date: 04.04.22
 Scheduled Completion: Spring 2024
 Anticipated Completion: Spring 2024

- Current construction budget is \$32 million.
- \$20M of \$25M was previously allocated for Elephants with remaining \$5M originally allocated for front entrance.
- TZMI has requested remaining \$5M to go towards Elephants, TZMI will fund remaining \$7.8M for Elephants.
- Total budget for Elephants is \$32.8M, **\$200K left to raise.**
- VE in process to reduce overage that TZMI will fund, \$1M goal **ongoing**
- Revised landscape bids opened 03.30.23. Project **still about \$200K over.**
- TZMI amendment approved by Board the week of 06.05.23 to eliminate cap on TZMI private fundraising, City funding is capped.
- IOT (Improve our Tulsa) 2 to provide \$6M to front entrance in FY25 / FY26.
- Amendment with Nabholz for remaining construction funding identified in the Interlocal agreement processing, **ongoing**
- Construction of the Elephant Barn:
 - **Barn is weathered in, windows installed, containment fence posts are being installed, overhead electrical continues, radiant heaters being installed.**
- **Site work:**
 - **Faux stonework at train tunnel is installed, elevated walkway fencing and lighting in progress, site utilities continue, site containment fencing continues, shade structure installed, grading ongoing at south end of site.**

11. Project No. 170055

Project Name: Langston Healthcare Professions Complex
 Representative: Blake Allen, Flintco, Phil Thomas & Kirby Crain, OSU-LRFP
 Total Funding: \$ 16,250,000.00



MEMORANDUM
DEPARTMENT OF CITY EXPERIENCE

Available Funding: \$ 16,250,000.00
 Design Firm(s): Beck
 Construction Manager: Flintco, LLC
 Start Date: 06.01.2020
 Scheduled Completion: 11.30.2021
 Anticipated Completion: 11.30.2021 (Spring 2023 with all amenities)

- OSU - LRF (Long Range Facilities Planning) providing project oversight
- Certificate of Occupancy received week of 12.21.21
- Final IT installations complete as of 05.19.23.
- Ribbon cutting 03.29.23
- Existing rooftop HVAC equipment replacement – installed week of 05.19.23, testing was 05.22.23, break-in adjustment period for HVAC unit **ongoing** - varying levels of cooling is being experienced throughout building, efforts underway to adjust cooling levels to be consistent.
- Fall classes **started** 07.31.23.
- **Terracon checking water table with borings, week of 08.11.23, results by end of August 2023.**
- **Training to be scheduled on AVL equipment**

12. Project No. 170060

Project Name: BMX National Headquarters
 Representative: Ryan O’Neil, Nabholz, Shane Fernandez, BMX
 Total Funding: \$ 23,000,000.00
 Available Funding: \$ 23,000,000.00
 Design Firm(s): Todd Architecture Group
 Construction Manager: Nabholz Construction
 Start Date: 06.01.2020
 Scheduled Completion: 12.09.2021
 Anticipated Completion: Spring 2022 / Fall 2022

- Funding - Vision (\$15 M), TPA (\$2 M), Hardesty (\$1.5 M), UCAT Vision (\$3.6 M) EDIF (\$900 K) = \$23 M total
- Leasehold with BMX began 03.01.22.
- Closeouts complete 02.23.23
- **COO (Certificate of Occupancy) received from Electrical 08.07.23, Mechanical 08.07.23, Building 08.07.23 and Fire 08.16.23, final COO to be issued, pending.**
- Rezoning for BMX and Evans entire property ongoing, plat for BMX to be filed after rezoning is complete.
- Site platting documents resubmitted for BMX/Evans site on 07.06.23 for **08.16.23** TMAPC meeting.
- Fence between BMX and Evans site with emergency access behind Evans building installed 03.23.23.
- Fire Department access south of BMX concrete approach poured 06.01.23.

13. Project No. 170065

Project Name: South Mingo Corridor
 Representative: Patty Parks, COT
 Total Funding: \$ 15,000,000.00



MEMORANDUM
DEPARTMENT OF CITY EXPERIENCE

Available Funding: \$ 15,000,000.00
Design Firm(s): Benham Design, LLC (170065), Garver (170065A), Poe (170065B)
Contractor: APAC Oklahoma (170065)
Start Date: 08.19.2019 (First Phase, 71st to 81st on Mingo)
Scheduled Completion: 10.27.2020
Completion: 07.28.22 (First Phase, 71st to 81st on Mingo)

- First Phase: 71st to 81st on Mingo (Project 170065)
- Project final payments to consultant and contractor complete as of 01.31.23
- Second Phase: 91st from Mingo to Memorial (Project 170065A)
- Garver is consultant
- 404 permit submitted to USACE on 10.11.21, will get 404 permit before project goes out to bid. Preliminary 404 mitigation cost is approximately \$1.1M
- NWP (Nationwide Permit) approved by USACE 09.12.22, valid until 03.14.26.
- Honey Springs Mitigation Bank credit cost \$973,706.50, agreement signed 12.14.22
- Construction funding in Improve Our Tulsa 2 - \$10.7 million
- Right-of-way: **6 of 20** closed, **4** in negotiations and **5** are pending. **PSO proposed relocation plans under review. ONG relocation plans pending.**
- Projected construction starts: Winter 2024 – **ongoing (after ROW and utility relocates)**
- Third Phase: 81st to 91 on Mingo (Project 170065B)
- Poe is consultant, Contract fulfilled at 60% plans: contract complete 09.01.2020
- Estimated construction cost is \$ 9 M, does not include ROW or utilities
- Construction funding in 2026 (earliest). Design to be completed at a later date.

14. Project No. 170070

Project Name: Public Schools Safety First Initiative
Representative: **Andy Stroud, COT**
Total Funding: \$ 14,500,000.00
Available Funding: \$ 14,500,000.00
Design Firm(s): Lee Engineering, LLC
Contractor: R & L Construction (Bid package 4)
Start Date: 02.07.23 (Bid package 4)
Scheduled Completion: TBD

- Bid package 1, 2 and 3 – complete
- Bid package 4
 - Project consists of signing, pavement marking, sidewalks, drainage improvements, pavement, lighting, and traffic signal improvements at Priority 3, 4, and 5 schools, and bus shelter construction at Priority 1-5 schools.
 - Change Order to reduce number of site and/or scope of work to fit within budget defined by TPS. Bid award on Mayor’s agenda 01.04.23
 - Pre-work held 02.07.23
 - Construction is 44% complete **ongoing**
 - **Working to finish most of the bus pads week of 08.14.23**

15. Project No. 170080

Project Name: Citywide Commercial Revitalization
 Representative: Michelle Barnett, Partner Tulsa
 Total Funding: \$ 3,600,000.00
 Available Funding: \$ 1,454,393.39 remaining (as of June 2022)
 Design Firm(s): Place Dynamics, Inc., Medium Giant

- Retail Market Study by Place Dynamic, Inc. (\$125K) completed January 2019
 - will inform use of Commercial Revitalization fund, as well as assist Route 66 Commission in targeting Route 66 funds
- Project 1: \$100K – Medium Giant media strategy consultant
- Launch of a \$150K - \$300K marketing campaign paused until Partner Tulsa hires a Director of Retail Recruitment – offers made, no hires yet **ongoing**
 - Once hired, this person will take a comprehensive look at commercial revitalization efforts and the use of remaining funds – planning to have Director hired by Spring 2023 as candidates can be found ongoing
 - Economic Development Manager has been hired to work on business attraction and job creation
- Project 2: \$1.1 million from Commercial Revitalization used to seed Business Resilience and Recovery Fund, reimbursement from CARES act dollars is expected to fully fund the Commercial Revitalization Strategy.
- All funds disbursed
- City has received \$531,589.55 as of 05.01.23 in repayments
- Project 3: \$1.5 million BRT (Bus Rapid Transit) Revolving Loan Fund
- TEDC is evaluating projects for program and providing low to zero interest loans
 - TEDC approved a loan of \$210K loan to Rise and Develop
 - Working on policy updates to expand availability of loans – these policy changes to be advanced through Council in 2023 as part of a comprehensive update to incentive policies. Policy changes to affect how funds are dispensed **ongoing**
- Project 4: \$150K (3 years x \$50K) 4 Destination Districts – INCOG administering: Greenwood, Route 66, Kendall Whittier, and Global District (formerly International District) (21st & Garnett area).

16. Project No. 170080

Project Name: Route 66 Beautification & Reinvestment
 Representative: Dennis Whitaker, COT
 Total Funding: \$ 3,700,000.00
 Available Funding: \$ 3,700,000.00
 Design Firm(s): COT staff

- Route 66 Commission and COT staff providing oversight.
- Retail Market Study informed targeted funding uses on corridor
- Uses include marketing, wayfinding, façade grants, neon sign grants and project maintenance.
- **58** neon sign grants in various stages of contracting through installation: Total for neon signs: **\$999,998.42** total costs, **\$348,720.40** total grants.
- “Shop Saturday” monthly event continues **ongoing**
- Special Event Grant Draft – Press conference held 01.10.23 to launch the program some inquiries, no applications yet



- Legal department pursuing a trademark designation for Tulsa as, “Capital of Route 66”. **Ongoing**
- OK Tourism and ODOT created a standard statewide historic Route 66 marker sign. Tulsa is preparing to implement the signage along the local alignments. Approximately 125 locations planned, **signs being installed by Action Safety Supply, replacement of existing Route 66 signs. Site plan and sign included at end of this report.**
- Neon sign grant requires applicant to be property owner(s) or commercial lessee(s). If a lessee, the Application must include the property owner(s) signature on the Application.
- RFP for Marketing submittals received 05.10.23, **Undaunted contract signed 08.10.23**
- June 2023 storm damage – the windstorm damaged the LED Route 66 sign at Fire Station 4. **Asset Management funds will pay for repair with reimbursement from FEMA.**

17. Project No. 170085

Project Name: Peoria-Mohawk Business Park
 Representative: Josh Miller, GKFF, Cassia Carr, COT
 Total Funding: \$ 10,000,000.00
 Available Funding: \$ 3,860,000.00 remaining
 Design Firm(s): Cedar Creek (no Vision funding)
 Contractor: Crossland Heavy
 Start Date: 10.22.2020 (Bid package 3)
 Scheduled Completion: 10.31.2021
 Completion: 05.15.22 (packages 1, 2 and 3).

- Bid package 1 – mass grading with earth change permit – completed 04.30.2020
- Bid package 2 – public road and site utilities – completed 09.30.2020
- Bid package 3 – scope is water line, paving, storm and sidewalks / trail for Mohawk Blvd and the Utica cul-de-sac off 36th street North
- Crossland change order for time additional work (fencing, sidewalk, retaining walk etc.) \$31K and time given for weather and repair of 30-inch waterline by others. Completed 05.15.22.
- Ribbon cutting for Muncie to be scheduled, delayed due to supply chain issues, want facility to be fully operational before schedule **ongoing**
- 61.4% of \$10 million has been expended towards this set of projects.
- Future projects may include extension of Utica, grading, infrastructure, and other public utilities.
- New tenant coming to be announced soon - **no update**

18. Project No. 170100

Project Name: Air National Guard 138FW MTC (Mission Training Center)
 Representative: Mary Kell, COT
 Total Funding: \$ 9,400,000.00
 Available Funding: \$ 9,400,000.00
 Design Firm(s): LWPB Architects
 Construction Manager: Crossland Construction Company, Inc.
 Start Date: 07.01.2018



MEMORANDUM
DEPARTMENT OF CITY EXPERIENCE

Scheduled Completion: 07.01.2020 (Building operational)
Completion: 01.31.2021

- Artist Agreement executed 03.23.23.
- MOU between TAIT, City and TASM executed 04.05.23
- Artist's engineer **received** Oklahoma engineering license via reciprocity to sign and seal the design drawings before they can be submitted per the agreement.
Engineer's stamp scheduled to arrive week of 08.21.23, drawings to be issued once drawings are stamped.
- TCAA (Tenant Construction or Alternation Application) – application permit draft underway with artist and TAIT, **ongoing.**

19. Project No. 170145

Project Name: Tulsa Arts Commission
Representative: Roshita Taylor, COT
Total Funding: \$ 2,250,000.00
Available Funding: \$ 900,000.00

- 1st round of artist grants totaling \$300K, 29 agreements signed by Mayor 09.02.2020
- 2nd round of grants totaling \$300K, 33 agreements approved by Mayor 03.03.2021.
- 3rd round of grants totaling \$150K, 12 agreements approved by Mayor 06.08.2022
- 4th round of grants totaling \$150K opened to artists on 10.01.22
 - Vision Arts 4 final recommendations to Arts Commission 03.03.23
 - The Mayor signed off on the recommendation on 03.22.23.
 - Public announcements made 04.14.23
 - **21 of 21** contracts signed by Mayor as of **08.14.23.**
 - Organizations have from 07.01.23 until 06.30.24 to use funding for Eligible Expenses.
 - **Summary listing of grantees from 4 rounds attached at end of report**



Vision Tulsa Gilcrease Museum



GILCREASE MUSEUM
Thomas Gilcrease Institute of American History and Art

Weekly Construction Update



Main building view



Amphitheater backfill and prep are in progress.



Steel decking is in progress on main roof.



Stone veneer has started on east elevation.



L2 CMU is in progress on west elevation.



Stair 3 is in progress to L2.



GILCREASE MUSEUM
Thomas Gilcrease Institute of American History and Art

Vision Tulsa Gilcrease Museum



Weekly Construction Update




L1 gallery rough in and framing in progress.




L1 gallery rough in and framing in progress.




L1 gallery rough in and framing in progress.



LL2 gallery rough in and framing in progress.



LL2 gallery rough in and framing in progress.



LL2 gallery rough in and framing in progress.



Vision Tulsa Gilcrease Museum



GILCREASE MUSEUM
Thomas Gilcrease Institute of American History and Art

Weekly Construction Update

Site Aerial View



(Drone flight: 08/03/23)

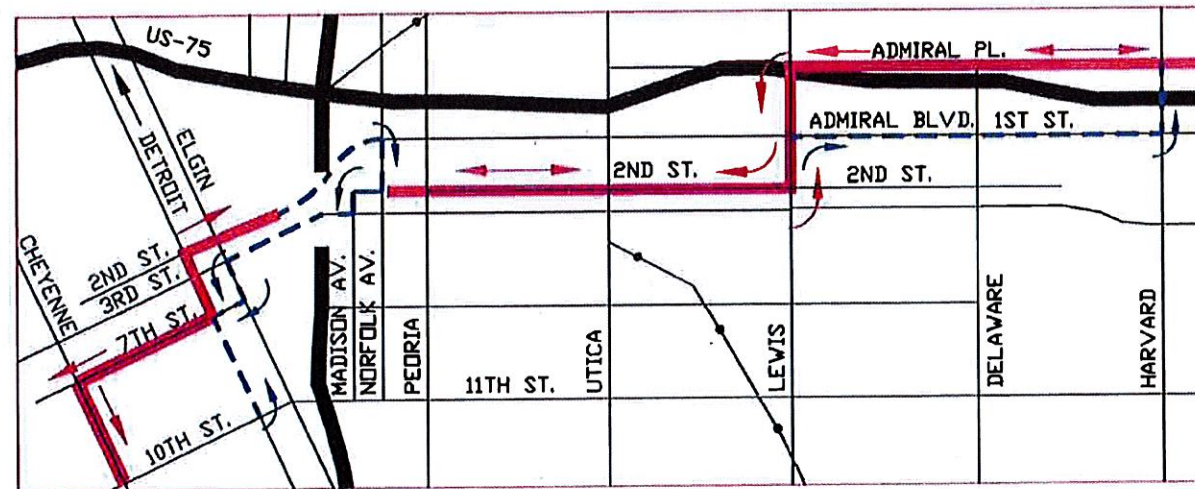
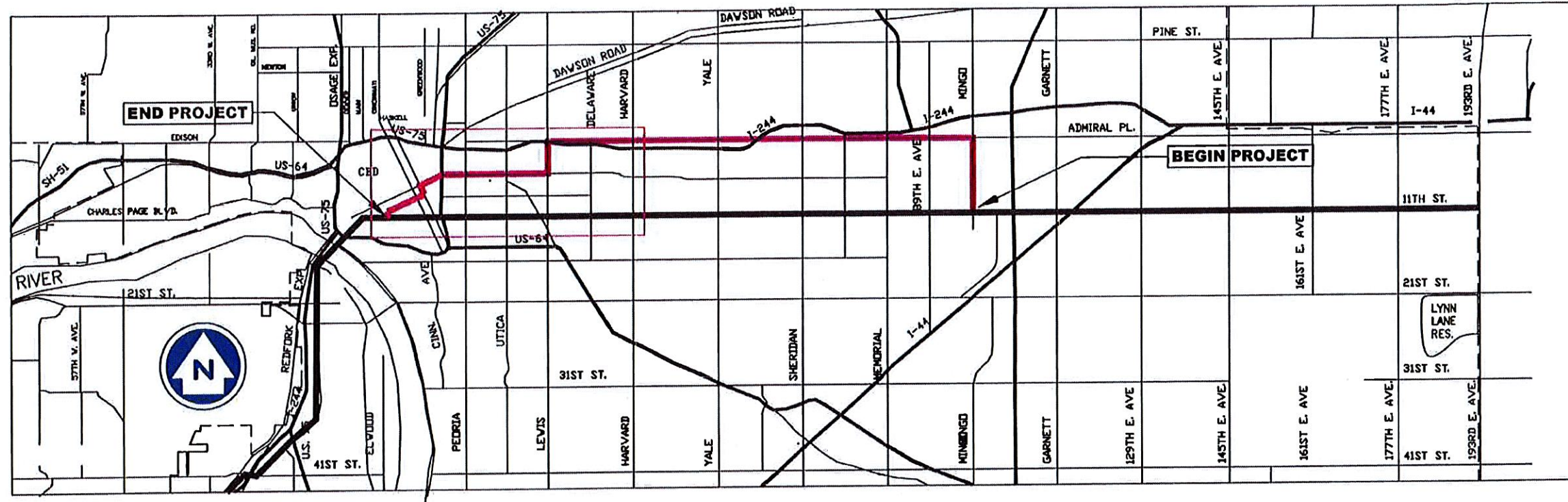
Upcoming Work

- Continue Hanging Pipe and Rack for MEP on all levels
- Finish Perimeter CMU Wall Construction at L2
- Finish Amphitheater Backfill
- Start Slab on Grade Placement at Amphitheater & Stage
- Finish Roof Decking and Steel
- Continue Stone Veneer on East Building Elevation
- Continue Interior Framing and Layout on All Levels
- Continue Stair #3 Construction
- Start Amphitheater Seating and Sidewalks

**CITY OF TULSA
TULSA, OKLAHOMA
ENGINEERING SERVICES DEPARTMENT
HISTORIC ROUTE U.S. HIGHWAY 66 ROUTE IDENTIFICATION SIGNING**

REISSUE 2023

△ UPDATE NKD 2/23



VISION ARTS 1 CITY OF TULSA VISION ARTS RESILIENCY AND RECOVERY GRANT

On April 5, 2016, qualified electors of the City of Tulsa approved a levy and collection of Vison Tulsa Sales Tax to provide revenue for economic development projects, including the promotion of the arts. To allow continued economic development through the arts in the wake of the COVID-19 health and economic crisis, the City has developed a working capital grant program for qualifying arts organizations.

	W9 Entity Name	Investment Amount
1.	Circle Cinema Foundation Inc.	\$5,000
2.	Harmony Project Tulsa, Inc.	\$5,000
3.	Tulsa Air and Space Museum, Inc.	\$17,917
4.	Tulsa Glassblowing Studio, Inc	\$5,000
5.	Tulsa Historical Society	\$17,917
6.	Tulsa Symphony Orchestra, Inc.	\$17,917
7.	Living Arts of Tulsa, Inc.	\$17,917
8.	Tulsa Oratorio Chrous, Inc.	\$5,000
9.	American Theatre Company	\$5,000
10.	Chamber Music Tulsa Inc	\$5,000
11.	Clark Youth Theatre, Incorporated	\$5,000
12.	John Hope Franklin Center for Reconciliation, Inc.	\$17,917
13.	Tulsa Foundation for Architecture	\$5,000
14.	Tulsa Latino Theater Company	\$5,000
15.	Choregus Productions, Inc	\$5,000
16.	Tulsa Project Theatre	\$5,000
17.	Theatre Tulsa Inc.	\$5,000
18.	Tulsa Literary Coalition, Inc.	\$5,000
19.	Tulsa Area Youth Symphony	\$5,000
20.	Brady Craft Inc.	\$5,000
21.	Gilcrease Museum Management Trust	\$17,917
22.	Heller Theatre Company	\$5,000
23.	Sweet Adelines International	\$5,000
24.	Tulsa Ballet Theater, Inc.	\$17,917
25.	Tulsa Children's Museum	\$17,917
26.	Tulsa Opera Inc	\$17,917
27.	Tulsa Performing Arts Center Trust	\$17,917
28.	Woody Guthrie Center, Inc.	\$17,917
29.	Philbrook Museum of Art, Inc.	\$17,917
	Total	\$300,004.00

VISION ARTS 2

VISION Arts 2, known as the Creative & Cultural Economic Recovery Program. The program was able to fund 33 of the 34 applicants with its \$300,000 budget.

Small Organizations		Request	Final Award
1.	Brady Craft, Inc. dba 108 Contemporary	\$20,000	\$10,000
2.	Casa de la Cultura (fiscally sponsored)	\$25,000	\$7,000
3.	Chamber Music Tulsa, Inc.	\$23,410	\$10,000
4.	Choregus Productions, Inc.	\$25,000	\$10,000
5.	Circle Cinema Foundation Inc.	\$25,000	\$9,000
6.	Clark Youth Theatre Incorporated	\$15,000	\$8,000
7.	Craft Productions	\$25,000	\$10,000
8.	Greenwood Cultural Center	\$13,000	\$8,000
9.	Harmony Project Tulsa Inc.	\$8,000	\$5,000
10.	Heller Theatre Company	\$18,000	\$8,000
11.	Horton Records, Ltd.	\$25,000	\$10,000
12.	Portico Dance Theatre	\$14,000	\$8,000
13.	Talk of Tulsa Show Chorus (fiscally sponsored)	\$7,000	\$7,000
14.	The Barthelmes Conservatory, Inc.	\$25,000	\$7,000
15.	Theatre North	\$25,000	\$10,000
16.	Theatre Tulsa, Inc.	\$25,000	\$10,000
17.	Town Hall of Tulsa Corporation	\$25,000	\$10,000
18.	Tulsa Area Youth Symphony	\$20,000	\$10,000
19.	Tulsa Glassblowing Studio, Inc.	\$15,000	\$7,000
20.	Tulsa Latino Theater Company aka Telatulsa	\$7,000	\$7,000
21.	Tulsa Oratorio Chorus, Inc. aka Tulsa Chorale	\$14,000	\$8,000
22.	Vocal Pride Foundation	\$10,000	\$8,000
Total		\$409,410	\$187,000

Large Organizations		Request	Final Award
1.	Fab Lab Tulsa	\$5,000	\$5,000
2.	Gilcrease Museum Management Trust	\$25,000	\$13,000
3.	Living Arts of Tulsa	\$25,000	\$12,000
4.	Philbrook Museum of Art, Inc.	\$25,000	\$13,000
5.	Tulsa Ballet Theatre, Inc.	\$25,000	\$10,000
6.	Tulsa Children's Museum	\$24,920	\$8,000
7.	Tulsa Girls Art School Project, Inc.	\$25,000	\$8,000
8.	Tulsa Historical Society	\$25,000	\$8,000
9.	Tulsa Opera, Inc.	\$25,000	\$12,000
10.	Tulsa Performing Arts Center Trust	\$25,000	\$12,000
11.	Tulsa Symphony Orchestra	\$25,000	\$12,000
Total		\$254,920	\$113,000

VISION ARTS 3

VISION Arts 3, received more than \$300,000 in requests against a \$150,000 program budget. The program was able to fund 10 organizations whose annual donations do not exceed \$400,000/year and invest a total of \$35,000 in two larger organizations whose annual donations was equal to or exceed \$400,000/year and invest a total of \$115,000.

	Large Organizations (\$400,000 and above)	Request	Award Total
	Performing Arts Organizations		
1.	Tulsa Opera, Inc.	\$50,000	\$0
	Performing Arts Organization Total		\$0
	Art Museums		
2.	Philbrook Museum of Art, Inc.	\$25,000	\$15,000
	Art Museum Total		\$15,000
	Art Galleries		
3.	Living Arts of Tulsa	\$50,000	\$20,000
	Art Gallery Total		\$20,000
	Large Organizations Total		\$35,000

	Small Organizations (Less than \$400,000)	Request	Award Total
	Performing Arts Organizations		
1.	AHHA Tulsa	\$5,000	\$5,000
2.	American Theatre Company	\$50,000	\$12,500
3.	Choregus Productions	\$25,000	\$10,000
4.	Heller Theatre Company	\$10,000	\$10,000
5.	Portico Dance Theatre	\$8,000	\$0
6.	Teletulsa	\$10,000	\$0
7.	Theatre North	\$15,600	\$10,000
8.	Tulsa Oratorio Chorus, Inc. dba Tulsa Chorale	\$14,000	\$0
9.	Tulsa Performing Arts Center Trust	\$50,000	\$12,500
	Performing Arts Organization Total		\$60,000
	Other		
10.	East Tulsa Main Street dba Tulsa Global District	\$20,000	\$15,000
11.	Kendall Whittier Main Street, Inc.	\$20,000	\$15,000
	Other Total		\$30,000
	Culturally Focused Institution		
12.	Heritage Society of Tulsa	\$35,000	\$0
13.	The Church Studio Music Foundation	\$50,000	\$15,000
	Culturally Focused Institution Total		\$15,000
	Film or Media		
14.	Tulsa Inclusive Entertainment, Inc.	\$10,000	\$10,000
	Film or Media Total		\$10,000
	Small Organizations Total		\$115,000

VISION ARTS 4

VISION Arts 4 , received more than \$726,000 in requests against a \$150,000 program budget. The program was able to fund 14 organizations whose annual donations do not exceed \$400,000/year and invest a total of \$76,000 in 11 larger organizations whose annual donations was equal to or exceed \$400,000/year and invest a total of \$74,000.

	Large Organizations (\$400,000 and above)	Request	Award Total
	Art Gallery		
1.	Living Arts of Tulsa	\$50,000	\$5,000
	Art Gallery Total	\$50,000	\$5,000
	Art Museums		
2.	Jewish Federation of Tulsa	\$15,000	\$3,000
3.	Philbrook Museum of Art, Inc.	\$25,000	\$10,000
4.	The Gilcrease Museum Management Trust	\$20,000	\$8,000
	Art Museum Total	\$60,000	\$21,000
	Film or Media		
5.	Circle Cinema Foundation Inc.	\$20,000	\$8,000
	Film or Media Total	\$20,000	\$8,000
	Other		
6.	Downtown Tulsa Partnership	\$50,000	\$0
7.	Art 4orms Foundation	\$50,000	\$0
	Other Total	\$100,000	\$0
	Performing Arts Organizations		
8.	Tulsa Opera	\$50,000	\$10,000
9.	Choregus Productions, Inc.	\$30,000	\$10,000
10.	Tulsa Symphony Orchestra	\$50,000	\$10,000
11.	Tulsa Performing Arts Center Trust	\$50,000	\$10,000
	Performing Arts Organization Total	\$180,000	\$40,000
	Large Organizations Total	\$410,000	\$74,000

	Small Organizations (Less than \$400,000)	Request	Award Total
	Art Gallery		
1.	Brady Craft Inc.	\$10,000	\$5,000
2.	Liggett Studio*	\$18,200	\$0
	Art Gallery Total	\$28,200	\$5,000
	Culturally-Focused Institution		
3.	Harwelden Society of Tulsa	\$34,000	\$0
4.	The Church Studio Music Foundation	\$26,000	\$10,000
	Culturally-Focused Institution Total	\$60,000	\$10,000
	Film or Media		
5.	Tulsa Inclusive Entertainment	\$5,000	\$5,000
	Film or Media Total	\$5,000	\$5,000
	Other		
6.	Historic Greenwood District Main Street	\$50,000	\$8,000
7.	J'Parle' Artist Group Inc	\$50,000	\$8,000
8.	MapWorks Tulsa, Inc.	\$20,000	\$5,000
	Other Total	\$120,000	\$21,000
	Performing Arts Organizations		
9.	Heller Theatre Company	\$10,000	\$5,000
10.	South Tulsa Children's Ballet	\$10,000	\$0
11.	Portico Dance Theatre DBA Oklahoma Movement	\$12,000	\$5,000
12.	Friends of Starlight Concerts, Inc.	\$31,000	\$7,500
13.	Theatre North	\$30,200	\$7,500
14.	Chamber Music Tulsa Inc	\$10,000	\$10,000
	Performing Arts Organizations Total	\$103,200	\$35,000
	Small Organizations Total	\$316,400	\$76,000

Public Safety and Economic Development

Attendees:

Kathy Sebert
Paul Hassink
Steve King
Ashley Webb
Linda Jenkins

DATE: August 10, 2023
 TO: STOC for Public Safety, Urban Development and Equipment
 FROM: Sam Ray, P.E., S.E. Interim Lead Engineer
 SUBJECT: PS-UD&E STOC Project Updates

Project List

- | | | |
|-----|--|------------------|
| 1. | Route 66 Xperience | 067520; 040430-7 |
| 2. | Misc. Electrical / Mechanical Services Citywide | 065100-32 |
| 3. | Misc. Structural Engineering Services Citywide | 065100-31 |
| 4. | ADA Transition Plan – Buildings | 145100 |
| 5. | ADA Transition Plan – Parks | 145200 |
| 6. | Public Facilities – OTC City Hall | 145300 |
| 7. | Public Facilities – Roofing | 145400 |
| 8. | PAC Renovations, Phase 2 | SP 21-1 |
| 9. | Tulsa Fire Department Facilities | 146240 |
| 10. | Tulsa Police Department, Uniform Divisions Renovations | 146120 |
| 11. | Animal Shelter Expansion, Phase I | 145500 |
| 12. | Police Academy Renovation/Police Courts/Compstat Bldg | 146110 |
| 13. | EMD Facilities Maintenance & Upgrades | SP 16-10 |
| 14. | Citywide Public Facilities-Roofs | 2234B00006 |
| 15. | Animal Shelter Phase II | 2234B00007 |
| 16. | One Technology Center-Maintenance & Rehabilitation | 2234B00008 |
| 17. | CW- Public Facilities Rehab/Repair | 2234B00024 |
| 18. | ADA Improvements for City Facilities | 2234B00025 |
| 19. | ADA Improvements for City Parks | 2244B00027 |
| 20. | Police Courts Building | 2234B00028 |
| 21. | 600 Civic Center-Equipment Relocation | 2234B00029 |

Project Updates

- | | | |
|----|--------------------|---------------------------------|
| 1. | Route 66 Xperience | 067520; 040430-7 |
| | Total Funding: | \$5,000,000.00 |
| | Available Funding: | \$0 |
| | Design Consultant: | TBD |
| | Contractor: | TBD |
| | New Activity: | None since last report to STOC. |



2. **Misc. Electrical / Mechanical Services Citywide** 065100-32
 - Total Funding: (needs further study by Interim Lead Engineer)
 - Available Funding: (needs further study by Interim Lead Engineer)
 - Design Consultant: Cyntergy
 - Contractor: N/A
 - New Activity: None since last report to STOC.

3. **Misc. Structural Engineering Services Citywide** 065100-31
 - Total Funding: (needs further study by Interim Lead Engineer)
 - Available Funding: (needs further study by Interim Lead Engineer)
 - Design Consultant: Wallace Design Collective
 - Contractor: N/A
 - New Activity: City Projects approved funds for platting of land associated with the BMX National Headquarters project.

4. **ADA Transition Plan – Buildings** 145100
 - Total Funding: \$1,275,000.00
 - Available Funding: \$625,000.00
 - Design Consultant: GH2
 - Contractor: N/A
 - New Activity: Consultant submitted Pre-Mylar construction documents on 8/3/2023, and City Projects staff are reviewing them.

5. **ADA Transition Plan – Parks** 145200
 - Total Funding: \$1,140,000.00
 - Available Funding: \$166,000.00
 - Design Consultant: The McIntosh Group
 - Contractor: N/A
 - New Activity: Consultant is required to submit 95% construction documents on 8/11/2023 for review by City Projects staff.

6. **Public Facilities – OTC City Hall** 145300
 - Total Funding: \$3,295,000.00
 - Available Funding: \$1,710,000.00
 - Design Consultant: GH2
 - Contractor: L&M Office Furniture
 - New Activity: Email update from contractor received on 8/8/2023: "For the 13th floor, Mannington has given me an October 6th production date for both products. I have discussed this with the regional manager, out of Atlanta, and explained that we were given a 4–5-week production time when the job was bid. He is trying to update this schedule and, as of this morning, I have yet to hear back from him. As soon as I do, I will advise you on this production schedule. Once the material is received, I would project a 3, if not a 4, week schedule to complete the installation. [If the] floor is vacant of employees and we are given a

daytime work schedule which should provide greater installation production when compared to recent weekend dates on completed floors. I will keep you advised as soon as I get information from Mannington.”

7. **Public Facilities – Roofing** 145400

Total Funding: \$3,000,000.00
Available Funding: \$20,000.00

Electronics Maintenance Facility

Design Consultant: SGA Design Group
Contractor: Lowry Construction Services
New Activity: Construction is approximately 95% complete.

Lacy Park Recreation Center

Design Consultant: SGA Design Group
Contractor: American Roofing Construction
New Activity: Roof has been completed. The rooftop HVAC units have arrived, and installation will be scheduled after 8/7/2023 when summer camp has finished.

Tulsa Fire Station #23 and Tulsa Fire Station #25

Design Consultant: Cyntergy
Contractor: Sooner Recon
New Activity: Pre-Construction Conference was held on 7/14/2023. Submittals under review.

Mohawk Water Treatment Plant Administration Building

Design Consultant: SGA Design Group
Contractor: Sooner Recon
New Activity: Construction Contract was executed on 7/19/2023. Awaiting Pre-Construction Conference to be set by Field Engineering.

8. **PAC Renovations, Phase 2** SP 21-1

Total Funding: (needs further study by Interim Lead Engineer)
Available Funding: (needs further study by Interim Lead Engineer)
Design Consultant: Beck
Contractor: Lowry Construction Services
New Activity: Williams Theater Stage Floor Replacement final walk-through was performed on 8/7/2023. Punchlist items are being addressed by contractor. Contract amount was \$482,985.70.

9. **Tulsa Fire Department Facilities** 146240
 Total Funding: \$2,000,000.00
 Available Funding: \$1,757,000.00
 Design Consultant: BKL
 Contractor: TBD
 New Activity: Construction documents will be advertised on 8/11/2023 for bidding.
10. **Tulsa Police Department, Uniform Divisions Renovations** 146120
 Total Funding: \$3,300,000.00
 Available Funding: \$2,909,000.00
 Design Consultant: BKL
 Contractor: TBD
 New Activity: Consultant submitted Pre-Mylar construction documents on 7/14/2023, and those are under review by the City of Tulsa.
11. **Animal Shelter Expansion, Phase I & Phase 2** 145500
 Total Funding: \$13,884,552.29
 Available Funding: (needs further study by Interim Lead Engineer)
 Design Consultant: GH2
 Contractor: Timberlake Construction
 New Activity: Consultant submitted 25% construction documents, and those were reviewed and approved. The next project meeting is scheduled for 8/23/2023.
12. **Police Academy Renovation/Police Courts/Compstat Bldg** 146110
 Total Funding: \$4,040,000.00
 Available Funding: \$1,096,000.00
 Design Consultant: N/A
 Contractor: Various; engaged through Facilities Maintenance & Op.
 New Activity: None since last report to STOC.
13. **EMD Facilities Maintenance & Upgrades** SP 16-10
 Total Funding: (needs further study by Interim Lead Engineer)
 Available Funding: \$964,000.00
 Design Consultant: BKL and Cyntergy
 Contractor: Various; engaged by Facilities Maintenance and Op.
 New Activity: None since last report to STOC.
14. **Citywide Public Facilities-Roofs** 2234B00006
 Total Funding: \$2,460,000.00
 Available Funding: \$400,000.00
 Design Consultant: TBD
 Contractor: TBD
 New Activity: None since last report to STOC.



- 15. **Animal Shelter Phase II** 2234B00007
 - Total Funding: (combined with item 11 above)
 - Available Funding: (combined with item 11 above)
 - Design Consultant: GH2
 - Contractor: Timberlake Construction
 - New Activity: (combined with item 11 above)

- 16. **One Technology Center-Maintenance & Rehabilitation** 2234B00008
 - Total Funding: \$1,000,000.00
 - Available Funding: \$275,000.00
 - Design Consultant: Wallace Design Collective
 - Contractor: TBD
 - New Activity: None since last report to STOC.

- 17. **CW- Public Facilities Rehab/Repair** 2234B00024
 - Total Funding: \$7,000,000.00
 - Available Funding: \$2,610,000.00
 - Design Consultant: N/A
 - Contractor: Various; engaged through Facilities Maintenance and Op.
 - New Activity: City Projects authorized use of funds on 7/31/2023 for replacement of 15-ton rooftop HVAC unit at existing Animal Welfare building.

- 18. **ADA Improvements for City Facilities** 2234B00025
 - Total Funding: \$5,000,000.00
 - Available Funding: \$1,250,000.00
 - Design Consultant: GH2
 - Contractor: TBD
 - New Activity: None since last report to STOC.

- 19. **ADA Improvements for City Parks** 2234B00027
 - Total Funding: \$3,000,000.00
 - Available Funding: \$1,000,000.00
 - Design Consultant: The McIntosh Group
 - Contractor: TBD
 - New Activity: None since last report to STOC.

- 20. **Police Courts Building** 2234B00028
 - Total Funding: \$1,000,000.00
 - Available Funding: \$0
 - Design Consultant: TBD
 - Contractor: TBD
 - New Activity: None since last report to STOC.

**Tulsa Fire Department
Sales Tax/Bond Projects Report
08/07/2023**

Mike Mallory
Physical Resource Chief
Office 918-596-1230
Mobile 918-527-0262
mmallory@cityoftulsa.org

Command Vehicles

Improve Our Tulsa funds

P.O. #220619	Car 642	Total less equipment for \$39,215.00
P.O. #220707	Car 835	Total less equipment for 35,453.50

- District Chief Car 642 at Station 22, 7303 East 15th Street

The vehicle is currently at Radio Services for equipment installation. Upon completion, it will be provided graphics and then placed into service.

- Shift EMS Officer Car 835 Field Operations, Station 1, 1420 Charles Page
Wiring issues were identified with the vehicle causing the battery to fail within a few hours following operation or support by a shoreline. The problems are in the process of being resolved with an expectation of placement into service upon completion.

Urban Search & Rescue Vehicles (Pickups)

P.O. #220708	Improve Our Tulsa funds	Total \$86,208.00
--------------	-------------------------	-------------------

USAR #2 and #3 @ 2819 North New Haven

The first USAR truck has been provided with the basic equipment and delivered to USAR for use. Additional will be added as time and resources become available. The second USAR truck was just received and is in the process of being prepared. No new activity.

Two Specified Ladders

P.O. #220464	Improve Our Tulsa funds	Total of \$2,975,905.94
--------------	-------------------------	-------------------------

Two 107-ft aerial ladders are now in production and are in production and are visible at www.conradfire.com. Completion of both apparatus is expected to be in late October 2023.

In process of being prepared for requisitions

- One Heavy Rescue for HazMat
- Three, or More, Engines

Recent experiences impacting the fleet

- HazMat 2, asset 98004, a 1998 Heavy Rescue was damaged by fire on July 30, 2023. Fire originated in the engine compartment and traveled into the cab through wiring resulting in major damage that is not repairable. The vehicle will likely be retained for parts to support the current Technical Rescue Truck that is an identical match.



INTEROFFICE CORRESPONDENCE

TO: Sales Tax Oversight Committee (STOC)
FROM: Deputy Chief Dennis L. Larsen
DATE: August 8, 2023
SUBJECT: Tulsa Police Fleet Activity



Fiscal Year 2023 Tulsa Police Fleet Vehicles

- 76** - Total number of Marked Police Utility Interceptors have been ordered.
- 70** - Have been received, with 67 of the units upfitted and deployed, with 3 still in the upfit process.
- 5** - Ford F150 Trucks have been ordered and received, all have been placed in service.
- 2** – Ford F250 Trucks have been ordered, received, and placed in service.
- 1** - Ford Transit Bomb Squad Technician Van ordered, received, and placed into service.
- 2** – Ford Edges were ordered, received, and placed into service.
- 1** – Ford Escape was ordered, received, and was placed into service.

Fiscal Year 2023/24 Tulsa Police Fleet Vehicles

- 10** – 2024 Ford F150 Trucks have been ordered

Police 1 - Tail Number: N301TP -

Is a 2013 Airbus AS350B2. This Helicopter is fully operational and is currently slated for replacement in late 2023.

Police 2 - Tail Number: N302TP - 2019 Airbus AS350B3 and is fully operational.

New helicopter: City of Tulsa Purchase Order **231494** was issued on December 22, 2022, for a 2023 Airbus H125. This aircraft will replace our current Police 1, the 2013 Airbus AS350B2 listed above, and should be placed in service late 2023.



Parks

Attendees:

Kathy Sebert
Paul Hassink
Steve King
Ashley Webb
Linda Jenkins

Parks STOC Report

08/10/23

Submitted To: Public Safety, Urban Development and Equipment Subcommittee Sales Tax Overview Committee

Submitted By: Gary Schellhorn, Resource and Facilities Coordinator, City Design Studio, Department of City Experience

1. McCLURE PARK SLIDE / PLUNGE POOL (147500-1R)
 - 7440 E. 7th Street – District 3
 - 2014 Sales Tax – part of McClure Pool Reconstruction Project (\$406,000)
 - Old slide tower removed starting April 26, 2023.
 - **Project to provide shade shelter with tables and benches that can be used for the pool patrons.**
 - **Conceptual plans are being priced with contractors / manufacturers.**

2. LANGENHEIM PARK PLAYGROUND AND SAFETY SURFACING (147520J)
 - 4701 South Harvard Ave – District 9
 - 2014 Sales Tax (6014-5455101-005011147520)
 - Budget: \$275,000 (\$30k in FY2018 and \$245k in FY 2020)
 - Consultant: LandPlan Consultants
 - Design Fees: \$33,299.90 / fees spent = \$23,661.90 / fees remaining balance = \$9,638.00
 - A privately funded playground was installed in 2016.
 - Funding balance remaining for improvements = \$251,338.10
 - Reallocate of the funding to Whiteside Park for site design for all-inclusive playground project (below)

3. INCLUSIVE PLAYGROUND (located at Whiteside Park)
 - 4009 S. Pittsburg Ave. – District 9
 - 2014 Sales Tax (6014-5455101-005011147520) and Private Funding from the Burnstein Foundation
 - Consultant: LSI Playgrounds and Landplan Consultants
 - Funds: \$251,338.10 from Langenheim Park
 - Bids for the Site Work Project opened April 14, 2023. Successful bidder is Magnum Construction with a cost of \$458,928 for base bid and alternate 3 for solar lights.
 - **Additional funds from residual savings of \$448,000 total from Playground projects at Carbondale, Schlegel, and West Highland Parks.**
 - **The single use restroom facility in the Center has been completed, which includes access from the exterior of the building in addition to access from inside.**
 - **The playground equipment is 98% installed – safety turf system begins installation on August 4, 2023.**
 - **Sidewalks continue being installed.**
 - **Grand Opening Ceremony to be held on September 1, 2023.**

4. MINSHALL PARK PLAYGROUND AND SAFETY SURFACING (147520L)
 - 7404 South Kingston Ave – District 8
 - 2014 Sales Tax (6014-5451101-005011147520)
 - Budget: \$275,000 (\$30k in FY2018 and \$245K in FY2020)
 - Consultant: LandPlan Inc.
 - Design Fees: \$33,299.90 / fees spent = \$23,661.90 / fees remaining balance = \$9,638.00
 - Design began on August 23, 2018 – Preliminary Design review meeting was held December 21, 2018.
 - Funding balance remaining for improvements = \$251,338.10
 - Neighborhood Association's desired improvements to the Park include trail repair, new benches along the trail, repairs to the gazebo floor slab, and dredging/cleanup of the pond. Stormwater Design is managing the design and construction work.
 - Construction continues. Punch List Inspection was held September 14, 2022.
 - **Work remaining is completing the installation of 6 new benches.**

Parks STOC Report

08/10/23

5. CARL SMITH IMPROVEMENTS (147270)

- 17120 E. 21st Street – District 6
- 2014 Sales Tax
- Budget: \$185,000 (\$25,000 in FY2020 and \$160,000 in FY2021)
- Consultant: Method Architecture
- Design Fees: \$22,173.63
- Scope of work: HVAC improvements, flooring, painting, and roofing at Carl Smith Office, Concession, Restrooms, and Tournament Office.
- Design began October 30, 2019 – Mylars submitted on September 28, 2020.
- Advertising for bids began October 23, 2020 with bids opening December 11, 2020. 3 Bids were received – the low bid was \$307,138 which was 20% over the project budget. Bids were rejected.
- Bids opened on November 19, 2021. One bidder submitted a bid of \$415,920 which is \$165,920 over the budget. The bid has been rejected.
- The project will be completed with City of Tulsa annual contracts. Electrical work for the project has been completed. **Additional Purchase Orders for painting, HVAC, and flooring are being prepared for the 5 thru 9 fields facilities to complete the Project.**

6. SAVAGE PARK IMPROVEMENTS (147230)

- 17800 E. 21st Street – District 6
- 2014 Sales Tax
- Budget: \$120,000 (\$15,000 in FY2019 and \$105,000 in FY2020)
- Consultant: Method Architecture
- Design Fees: \$22,173.63
- Scope of work: HVAC improvements, flooring, painting, and roofing at Savage Park Concession, Restrooms.
- **Project design, advertising, and construction in conjunction with Carl Smith Improvements.**

7. WOODWARD PARK IMPROVEMENTS (147250)

- 2324 S. Rockford Ave. – District 4
- 2014 Sales Tax (147250.ArchEngr.)
- Budget: \$4,850,000 (\$870k in FY20 and \$3,980k in FY21)
- Consultant: LandPlan Consultants, Inc.
- Kick-off meeting was held June 10, 2020.
- Final Public Meeting has been delayed coordinating with Stormwater Design concerning the adjacent 90-inch stormwater line at the bottom of the azalea garden slope. Stormwater Design to reroute part of the stormwater line (design and construction costs to be provided by Stormwater Design Department)
- 95% review meeting was held with the consultant on November 18, 2022.
- **100% design was submitted on April 21, 2023. Staff has reviewed documents in preparation for advertising for bids. Final coordination of tree loss and damages from June 18th storm is being performed with the consultant to make final revisions to the drawings.**
- **Advertising for bids is scheduled to begin in September 2023 and open in October 2023.**
- **Construction is anticipated to begin in January 2024.**

Parks STOC Report

08/10/23

8. CHAMBERLAIN PARK POOL RECONSTRUCTION (147300)

- 4940 North Frankfort Ave. – District 1
- 2014 Sales Tax (147300.ArchEngr.)
- Budget: \$2,424,185
- Consultant: Alaback Design Associates
- Design Fees: \$266,583.77
- Community Outreach approved Pool moving to Chamberlain Park – Brown Ordinance processed.
- Contract was approved March 9, 2022. Design Kick-off meeting was held March 17th.
- 95% Design Documents were submitted on November 9, 2022. A review meeting was held on Nov. 29, 2022.
- 100% Documents were submitted on January 17, 2023.
- Coordination with Privately Funded site improvements continues.
- 100% City Comments submitted to Consultant on July 5, 2023.
- **Final drawings are scheduled to be issued on August 18, 2023.**
- **Submittal to State Health Department after receipt of final drawings.**
- **Advertise for bids anticipated to begin in November with bids opening December 2023.**
- **Construction is anticipated to begin in March 2024 with completion in March 2025.**

9. TULSA ZOO CARNIVORES (147150)

- 5701 East 36th Street North. – District 1
- 2014 Sales Tax and Private Funding
- Budget: \$8,000,000 (2014) + \$20,920,000 (Private) = \$28,920,000 funding secured to date
- Current Cost Estimate = \$37,000,000
- Consultant: WDM (contract is with TZMI)
- **Consultant is preparing 95% Construction Documents for submittal in June 2023.**
- **Cost control activities continue to reduce overall costs of the project – reduced length of Boardwalk; removal of train depot complex; changed viewing building from round to square.**
- **Additional private funding is being raised to accommodate increased construction costs.**

10. GREENWOOD CULTURAL CENTER FACILITY REHABILITATIONS

- 322 North Greenwood Ave. – District 1
- IOT2 Sales Tax (2234B00000)
- Budget: \$5,340,000
- Interim Repair costs = \$195,044.48
- Design Fees: \$693,536.56
- Consultant: JCJ / Moody Nolan Architects.
- Design agreement approved 2/02/2022.
- Kick-off meeting was held February 17, 2022.
- Facility assessment and project scoping meeting was held March 1, 2022.
- Draft Master Plan and assessment report was submitted May 20, 2022 with a review meeting held on June 28, 2022.
- Master Plan was submitted on September 30, 2022.
- The contract amendment for the design phase was approved 4/5/2023. A design kick-off meeting was held May 2, 2023.
- The Greenwood Cultural Center Board continues their Visioning Campaign to fundraise for their overall vision for GCC.
- **Current design on the facility improvements is on-hold until the Vision / Funding items are identified, and fundraising goals are established.**

Parks STOC Report

08/10/23

11. FRED JOHNSON PARK IMPROVEMENTS

- 6002 South Riverside Drive – District 7
- IOT2 Sales Tax (2244P00012)
- Total Budget: \$3,125,000
- Master Plan Budget: \$39,950
- Master Plan Consultant: Greenplay / Berry Dunn Consultants
- Information gathering meeting with Berry Dunn and City staff was held on March 3, 2022.
- A Community outreach event was held on May 14th, with interviews the following week.
- Design Charrettes were held on June 8, 2022 and July 7, 2022.
- The final community outreach session was held August 27, 2022.
- Final Master Plan documents have been submitted.
- Consultant selection: Landplan Consultants
- Consultant selection: Landplan Consultants
- **A Design Contract is being prepared with the consultant.**
- **Contractor: The selection process for a Construction Manager has begun.**

12. SWAN LAKE FOUNTAIN REHABILITATION (2242P00030)

- 1573 Swan Drive – District 4
- IOT2 Sales Tax (2244P00030)
- Total Budget: \$1,700,000
- Scope: Rehabilitation of the historic Swan Lake Fountain and improvements to the water quality of the lake.
- Consultant: Alaback Design Associates, Inc.
- Design Fees: \$203,825.55
- Design agreement has been approved – the Design Kick-off meeting was held May 12, 2022.
- Geotechnical investigations and Preliminary Design have been completed.
- 25% Review Drawings were submitted on July 6, 2022 with a review meeting held August 4th.
- A Neighborhood Meeting was held September 20, 2022.
- 65% Design Drawings were submitted on January 23, 2023.
- **95% design drawings originally scheduled to be submitted May 15, 2023 were submitted on June 16, 2023. Comments were returned to consultant July 27, 2023.**
- **A coordination/review meeting was held August 8, 2023 to review all comments and questions.**
- **Advertising for bids is scheduled to begin in November 2023 and open bids in December 2023.**
- **Construction is anticipated to start in February 2024 and be completed in October 2024.**

13. OWEN PARK CENTER IMPROVEMENTS

- 560 N. Maybelle Ave. – District 1
- IOT2 Sales Tax – Parks Facilities
- Total Budget - \$50,000.00 (interior) + \$80,000 (roof) = \$130,000.00
- **Total Expenditures - \$141,525.00: current overage of \$11,525**
Oxley Nature Center roof \$72,600 est. / \$11,440 cost = savings of \$61,160
Owen Roof \$80,000 est. / \$55,522 cost = savings of \$24,478
- New storefront entrance – **Purchase Order has been approved with Apex Glass (\$5,000)**
- Remove existing entry doors – **Purchase Order has been approved with Apex Glass (\$1,000)**
- Relocate fire alarm pull station – cost TBD
- New panic hardware and exit signs on 2 doors – cost TBD
- New drinking fountains – **completed by Staff**
- New VCT floor and base in annex – **completed by Staff**
- HVAC split unit in new entry – cost TBD
- Gym floor repairs – **Purchasing Bid – Ascension Grant – work to begin in late August**
- Replace glass in gym windows – **PO with Apex Glass (\$80,003) completed.**
- Finish back side of partition wall – **completed by Staff**
- Replace low roofs - **PO with Allwine Roofing (\$55,522) work is completed.**

Parks STOC Report

08/10/23

14. ZINK PARK EROSION AND SITE REPAIRS

- 3216 S Trenton Ave.- District 4
- IOT2 Sales Tax (2244B00009)
- Total Budget: \$151,800
- Consultant: Wallace Engineering
- Design Fees: \$10,500.00
- Scope: repair damaged stone stairs at NE corner of tennis courts and remediate ground water in lower park.
- **Design continues. Final design is scheduled to be completed in October 2023.**
- **Advertising for bids to begin November 2023 with bids opening December 2023.**

15. 1712 CHAS PAGE PARK MAINTENANCE ROOF REPLACEMENT


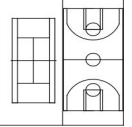
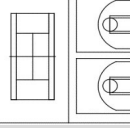
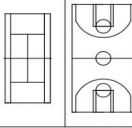
- 1712 Charles Page Blvd. – District 1
- IOT2 Sales Tax (2244B00009)
- Total Budget - \$358,399
- Consultant: GH2 Architects
- Design Fees: \$35,378.00
- **Emergency roof replacement is completed.**

16. MOHAWK STATION MAINTENANCE ROOF REPLACEMENTS

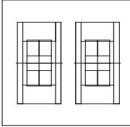
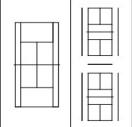
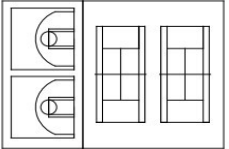
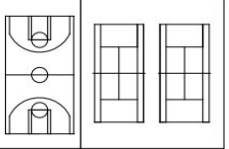

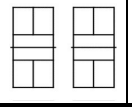
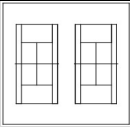
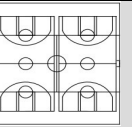
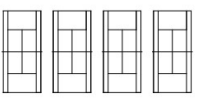
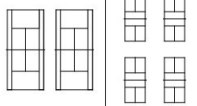
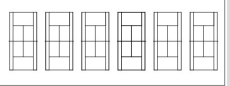
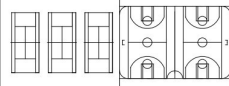
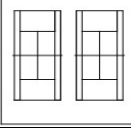

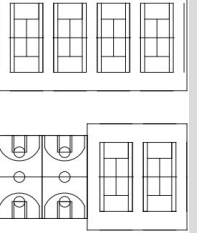
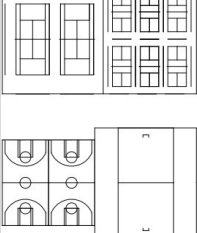
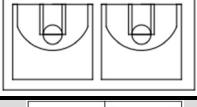
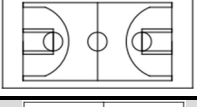
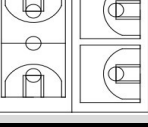
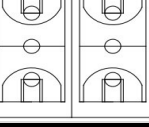
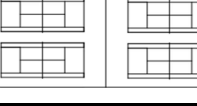
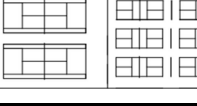
- 4508 E. Mohawk Blvd. – District 1
- IOT2 Sales Tax (2244B00009)
- Total Budget - \$183,084
- Consultant: Todd Architects / GH2 Architects
- Design Fees: \$16,327.00
- **Emergency roof replacement is being completed due to June 18th storm damage.**

17. TENNIS COURT REHABILITATION

- Parks System Wide
- IOT2 Sales Tax (2244P00011)
- Budget: \$1,200,000
- Project is to repair and resurface tennis and sports courts, provide new nets, screens, fencing, and new sports striping.
- Specifications have been prepared and submitted to Purchasing for Bidding.
- Purchasing Bid opened April 13, 2023. 4 bids were submitted.
- Staff has selected 2 contractors who submitted the lowest responsible bids.
- Total Estimated Improvement Costs: \$1,110,483.00
- Construction cost: \$945,774.00
- **Construction contracts are being processed.**
- **Construction to begin in August 2023.**

Park	District	Court	Action	Total Cost	Current Configuration	Proposed Configuration
Challenger 7	2	Tennis Court	Re-Key, Refinish	40,510.00		
		Tennis Court	Convert to Bball			
Norvell	3	Tennis Court	Refinish	41,030.00		
		Bball Half Court	Convert to single full court			
		Bball Half Court	Convert to single full court			

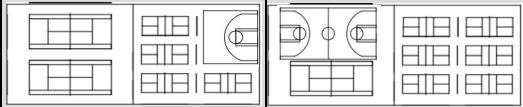
Parks STOC Report
08/10/23

Braden	5	Tennis Court	Add 2 pickleball, refinish tennis	32,230.00		
		Tennis Court	Add 2 pickleball, refinish tennis			
Aaronson	7	Tennis Court	Refinish, Repair Fence	50,260.00		
		Bball Half Court	Convert to Single Full Court			
		Bball Half Court	Convert to Single Full Court			
Carbondale	2	Bball Half Court	Convert to 2 pickleball	33,573.00		
		Tennis Court	Convert to Bball			
Cowan	5	Tennis Court	Convert to Bball, soccer	37,610.00		
		Tennis Court	Convert to Bball, soccer			
Explorer	7	Tennis Court	Refinish	49,370.00		
		Tennis Court	Refinish			
		Tennis Court	Convert to Pickleball			
		Tennis Court	Convert to Pickleball			
Hicks	7	Tennis Court	Refinish	67,494.00		
		Tennis Court	Refinish			
		Tennis Court	Refinish			
		Tennis Court	Convert to Soccer/Bball			
		Tennis Court	Convert to Soccer/Bball			
Langenheim	9	Tennis Court	Convert to Pickleball	28,530.00		
		Tennis Court	Convert to Pickleball			
McClure	3	Basketball Court	Refinish	95,930.00		
		Basketball Court	Refinish			
		Tennis Court	Refinish			
		Tennis Court	Refinish			
		Tennis Court	All sports/bike polo court			
		Tennis Court	All sports/bike polo court			
		Tennis Court	Convert to Pickleball			
Norberg	6	Tennis Court	Refinish	58,830.00		
Tennis Court	Refinish					
Bball Half Court	Convert to single full court					
Bball Half Court	Convert to single full court					
Ute	3	Basketball Court	Maintain	35,830.00		
		Bball Half Court	Convert to single full court			
		Bball Half Court	Convert to single full court			
Zink	9	Tennis Court	Refinish	30,010.00		
		Tennis Court	Refinish			
		Tennis Court	Pickleball			
		Tennis Court	Pickleball			
Henthorne	9	Basketball Court	Refinish			
		Tennis Court	Refinish			
		Tennis Court	Refinish			

Parks STOC Report

08/10/23

		Tennis Court	Refinish			
		Tennis Court	Refinish	70,550.00		
Zeigler	1	Tennis Court	Refinish			
		Tennis Court	Refinish			
		Basketball Court	Refinish			
		Basketball Court	Refinish	52,220.00		
Crutchfield	1	Bball Half Court	Maintian	9,535.00		
Leake	8	Tennis Court	Refinish			
		Tennis Court	Refinish	23,510.00		
Rose Dew	6	Bball Half Court	Maintain	12,485.00		
Starks Cheyenne	1	Basketball Court	Refinish			
		Tennis Court	Refinish, pickleball overlay	23,510.00		
Terwilliger	1	Bball Half Court	Maintain	9,535.00		
Admiral	3	Bball Half Court	Refinish			
		Bball Half Court	Refinish			
		Basketball Court	Refinish	35,830.00		
Clark	3	Basketball Court	Maintain			
		Basketball Court	Maintain	18,310.00		
Lakeview	1	Bball Half Court	Maintain	9,535.00		
Manion	9	Basketball Court	Maintain			
		Tennis Court	Maintain			
		Tennis Court	Maintain			
		Tennis Court	Maintain			
		Tennis Court	Maintain	45,422.00		
Whiteside	9	Tennis Court	Maintain			
		Tennis Court	Maintain	20,182.00		
Heller	9	Tennis Court	Maintain			
		Tennis Court	Convert to Full Basketball			
		Pickleball	Maintain			
		Pickleball	Maintain			
		Pickleball	Maintain			
		Pickleball	Maintain			
		Bball Half Court	Convert to 2 Pickleball	60,000.00		
Tracy	4	Tennis Court	Maintain			
		Tennis Court	Maintain			
		Tennis Court	Maintain			
		Tennis Court	Maintain			
		Tennis Court	Maintain			
		Tennis Court	Maintain	54,112.00		
Berry	1	Tennis Court	Refinish			
		Basketball Court	Refinish	41,030.00	On-hold to coordinate with Private Funded Project	
Chamberlain	1	Garden (Tennis Court)	N/A			
		Tennis Court	Refinish			
		Basketball Court	Refinish			
		Basketball Court	Refinish	23,510.00	On-hold to coordinate with Private Funded Project	



18. REED PARK CENTER ROOF REPLACEMENT (SP23-6)

- 4333 S. Yukon Ave. – District 2
- IOT2 – Parks Facilities
- Consultant: GH2 Architects
- Existing roof and structure have been inspected / evaluated to determine the scope of repairs / replacement.
- **Existing roof and structure have been inspected / evaluated to determine the scope of repairs / replacement. Consultant is preparing design proposal.**

Parks STOC Report

08/10/23

19. CRAWFORD PARK SHELTER ROOF REPLACEMENT (SP23-7)

- 2425 N. Hartford Ave. – District 1
- IOT2 – Parks Facilities
- Consultant: GH2 Architects
- Design Fees: \$22,421.23
- **100% design documents were submitted on August 3, 2023.**
- **Advertising for bids is scheduled to begin in September 2023.**

20. CARL SMITH PARK SEWER LAGOON EXPANSION AND REPAIR (SP23-4)

- 17120 E. 21st Street – District 6
- IOT2 Sales Tax – Park Facilities
- Budget: \$650,000
- Consultant: E&E Engineering & Associates, LLC
- Expansion of the existing sanitary sewer lagoon system to meet current needs and codes.
- **Design agreement is being prepared for preliminary engineering data and recommendation for design of the system.**

21. HICKS PARK REC. CENTER IMPROVEMENTS

- 3443 S. Mingo Rd. – District 6
- IOT2 Sales Tax – Park Facilities
- **Purchase Order (Bacco) – repaint exterior walls of Rec. Center - \$34,167.90 (work to be completed after Day Camp)**
- **Purchase Order (Bacco) – repair / replace flooring in craft room, - \$8,949.10 (work is complete)**

22. 1712 CHAS PAGE PARK MAINTENANCE WIRELESS ACCESS

- 1712 Charles Page Blvd. – District 1
- IOT2 Sales Tax (2244B00009)
- Total Budget - \$10,000
- **Purchase Order (LynxSystems) - \$3,926.71 (work is completed)**
- **Purchase Order (CBTS) – \$5,988.00 (work is completed)**

Sewer, Stormwater, and Transportation

Attendees:

Kathy Sebert
Ashley Webb
Mareo Johnson
Linda Jenkins
Bruce Denny
Paul Hassink

CITY OF TULSA, OKLAHOMA
 SALES TAX OVERVIEW COMMITTEE
 TRANSPORTATION PROJECTS STATUS REPORT

Design & Construction as of:

08/01/23

DESIGN							CONSTRUCTION				
Budget Number	Project Description	Estimated Start Date	Currently Anticipated Completion Date	Engineer	Contract Amount	Pct Compl	Adv or Contract Award Date	Currently Anticipated Completion Date	Contractor	Contract Amount	Pct Compl
FUND 405 - SALES TAX FUND (2014)											
144017	Arterial Street Rehab										
a	Charles Page Blvd. - 33rd W. Ave. to 25th W. Ave.	Jun-15	Sep-17	Garver	\$206	80%					
b	49th W. Ave. - Edison St. to Charles Page Blvd.	May-18	Apr-19	CEC	\$165	80%					
c	Utica Ave. - Pine St. to Admiral Blvd.	Nov-15	Apr-16	CEC	\$528	85%					
d	Lewis Ave. - 36th St. N. to Apache St.	Jun-18	Dec-18	Cynergy	\$118	95%					
e	Southwest Blvd. - W. 23rd St. to W. 31st St.	Dec-16	Sep-17	Dewberry/Poe	\$300	95%	Jul-22	Dec-23	Becco	\$7,097	76%
f	Southwest Blvd. - W. 31st St. to W. 40th St.	Dec-16	Sep-17	Dewberry/Poe	\$315	95%	Jul-22	Dec-23			
g	Union Ave. - Southwest Blvd. to W. 41st St.	May-15	Sep-17	Dewberry	\$158	95%					
h	Union Ave. - W. 51st St. to W. 61st St	Jun-15	Aug-17	Garver	\$157	100%	Jan-21	Aug-21	Ellsworth	\$1,598	100%
j	Pine St. - Harvard Ave. to Yale Ave.	May-18	Apr-19	Benham	\$289	90%					
k	Admiral Pl. - Lewis Ave. to Harvard Ave.	Jan-18	Aug-18	BKL	\$253	90%					
l	Admiral Pl. - Harvard Ave. to Yale Ave.	Nov-16	Jul-17	Poe	\$325	95%	Feb-21	May-22	Ellsworth	\$4,177	100%
m	Sheridan Rd. - Apache St. to Pine St.	Nov-15	Sep-17	AAB	\$156	95%					
o	Mingo Rd. - 36th St. N. to Pine St.	Nov-16	Nov-17	McClelland	\$727	100%	Mar-19	Sep-21	Becco	\$8,435	100%
p	Mingo Rd. - Admiral Blvd. to 11th St.	Oct-18	Aug-09	Wallace	\$89	90%	Nov-21	Sep-22	Ellsworth	\$1,187	100%
q	11th St. - 89th E. Ave. to Mingo Rd.	Feb-15	Nov-15	CEC	\$162	100%	Apr-19	Oct-19	Ellsworth	\$1,631	100%
r	15th St. - Peoria Ave. to Lewis Ave.	May-15		Garver	\$248	100%	Sep-19	Nov-20	Crossland	\$3,094	100%
s	15th St. - Lewis Ave. to Harvard Ave.	Jan-17	Oct-17	Garver	\$302	90%	Jul-24				
t	Peoria Ave. - Admiral Blvd. to 11th St.	May-18	Feb-19	MARQUARDT	\$214	90%					
u	Peoria Ave. - 11th St. to 21st St.	Feb-16	Nov-16	MARQUARDT	\$252	90%					
v	Utica Ave. - Admiral Blvd. to 11th St.	Nov-19	Aug-20	C&K	\$317	80%					
w	Utica Ave. - 11th St. to 15th St.	Dec-16	Jul-17	BKL	\$224	90%					
x	Harvard Ave. - 15th St. to 21st St.	Sep-19	Jul-20	Garver	\$245	90%					
y	Harvard Ave. - 21st St. to 31st St.	Apr-18	Apr-19	Poe	\$469	92%					
z	21st St. - Yale Ave. to Sheridan Rd.	May-18	Mar-19	CEC	\$259	90%					
aa	31st St. - Yale Ave. to Sheridan Rd.	Aug-19	May-20	HNTB	\$237	90%					
ac	41st St. - Sheridan Rd. to Memorial Dr.	Apr-18	Jan-19	CGA	\$262	90%					
ad	Memorial Dr. - 21st St. to 31st St.	Nov-15	Jun-16	BKL	\$289	100%	Jul-19	Oct-21	Grade Line	\$5,086	100%
ae	51st St. - Mingo Rd. to Garnett Rd.	Apr-18	Jun-19	Garver	\$234	90%					
af	71st St. - Memorial Dr. to Mingo Rd.			COT		100%	Apr-21	Jun-22	Crossland	\$2,228	100%
ag	91st St. - Mingo Rd. to Hwy 169.			COT		100%	May-20	Aug-20	Becco		100%

**CITY OF TULSA, OKLAHOMA
SALES TAX OVERVIEW COMMITTEE
TRANSPORTATION PROJECTS STATUS REPORT**

Design & Construction as of:

08/01/23

DESIGN							CONSTRUCTION				
Budget Number	Project Description	Estimated Start Date	Currently Anticipated Completion Date	Engineer	Contract Amount	Pct Compl	Adv or Contract Award Date	Currently Anticipated Completion Date	Contractor	Contract Amount	Pct Compl
ah	Memorial Dr. - 81st St. to 91st St.	Sep-17	Mar-18	Marquardt	\$129	100%	Mar-21	Jan-22	Crossland Heavy	\$2,987	100%
ai	Memorial Dr. - 91st St. to Creek Tpk.	Jun-15	Dec-15	Marquardt	\$58	100%	Mar-21	Jan-22	Crossland Heavy		100%
aj	Sheridan Rd. - 91st St. to 101st St.	Apr-18	Jun-19	HUB	\$84	95%					
al	Harvard Ave. - 41st St. to 51st St.	Apr-18	Dec-18	PEC	\$236	90%					
am	36th. St. N. - Mingo Rd. to Hwy 169	Jun-18	Apr-19	McClelland	\$301	90%	Jan-23	Jul-23	TriStar	\$4,739	62%
ao	Downtown Arterial Streets	May-15	Aug-15	Poe	\$923	70%					
	Phase 4 - Boulder/1ST to 10th		May-17	Poe		95%	Jan-19	Apr-20	Becco	\$4,415	100%
ao	Phase 5 - 6th Street / 7th Street		Jul-17	Poe		95%	Apr-20	Feb-21	Crossland	\$4,663	99%
ao	Phase 6A - Detroit / 8th Street		Aug-17	Poe		95%	Oct-22	Aug-23	Crossland Heavy	\$4,146	91%
ao	Phase 6B - 7th Street			Poe		95%					
ao	Phase 7 - Cheyenne		Jan-18	Poe		50%					
ap	Pine St. & MLK Jr. Blvd Intersection	May-08	Feb-19	CP&Y	\$117	98%					
aq	Pine St. & Peoria Ave. Intersection	Jun-17	Jun-18	Schemmer	\$135	90%					
ar	Pine St. & Lewis Ave. Intersection	Mar-17	Aug-17	Wallace	\$75	95%	Jan-21	Jun-21	Gradeline	\$1,598	100%
as	41st St. & Union Ave. Intersection	May-15	Sep-19	Dewberry	\$158	99%					
at	51st St. & Union Ave. Intersection			Garver		0%					
av	36th St. N. & Mingo Rd. Intersection	Nov-16	Nov-17	McClelland	\$727	95%	Aug-19	Sep-21	Becco		100%
aw	Admiral Blvd. & Lewis Ave. Intersection	Dec-17	Aug-18	BKL	\$250	90%					
ax	11th St. & Utica Ave. Intersection	Dec-16	Jul-17	BKL	\$224	90%					
ay	21st St. & Peoria Ave. Intersection			MARQUARDT							
az	21st St. & Memorial Dr. Intersection	Nov-15	Apr-16	BKL	\$289	98%	Jul-19	Jul-21	Gradeline		100%
ba	51st St. & Mingo Rd. Intersection	Apr-18	Mar-19	Garver	\$234	90%					
bb	71st St. & Sheridan Rd. Intersection	Mar-17	Nov-17	Cynergy	\$99	60%					
bd	71st St. & Memorial Dr. Intersection			COT		100%	Apr-21	Jan-22	Crossland		100%
be	81st St. & Memorial Dr. Intersection	May-17	Dec-17	Benham		95%	Jun-21	Jan-23	Becco	\$13,875	96%
bf	61st St. & Yale Ave. Intersection	Dec-16	Aug-17	C&K	\$77	100%	Mar-21	Aug-21	Crossland	\$1,747	100%
144020	Citywide Non-Arterial Routine and Preventive Maintenance										
144101	Widen Yale Avenue, 81st St. to 91st Street South	Jun-15	Jul-17	Benham	\$600	95%	Oct-21	Apr-24	Becco	\$29,257	73%
144102	Widen 81st Street South, Sheridan Road to Memorial Drive	Sep-16	May-18	Benham	\$950	95%	May-21	May-23	Becco	\$13,875	96%
144103	Widen Yale Avenue, 96th St. South to 101st St. South	Aug-16	Jul-17	CEC	\$200	95%	Mar-20	Jan-22	Becco	\$8,752	100%
144105	Widen 25th W. Ave., Edison to Apache (design)	Apr-21		Poe		90%					

**CITY OF TULSA, OKLAHOMA
SALES TAX OVERVIEW COMMITTEE
TRANSPORTATION PROJECTS STATUS REPORT**

Design & Construction as of:

08/01/23

DESIGN							CONSTRUCTION				
Budget Number	Project Description	Estimated Start Date	Currently Anticipated Completion Date	Engineer	Contract Amount	Pct Compl	Adv or Contract Award Date	Currently Anticipated Completion Date	Contractor	Contract Amount	Pct Compl
144108	Widen Pine Street, Mingo to U.S. 169 (design)	Jun-23	Apr-24	Garver	\$439	5%					
144120	Gilcrease Expressway Local Match										
144063	Bridges - Replacement and Rehabilitation Programs										
a	Bridge No. 275 - 10100 E. 36th St. N.	Jun-18	Dec-19	K-H		80%					
g	Bridge No. 250 - 11200 E. 11th St.	Jun-15	Dec-15	Cowen	\$39	100%			Becco	\$693	100%
h	Bridge No. 247 - 9200 E. 11th St.	Jun-15	Dec-15	Cowen	\$39	100%			Becco	\$693	100%
k	Bridge No. 401 - 3800 S. Memorial Dr.	Jun-15	Dec-15	Cowen	\$39	100%	Sep-19	Feb-20	Becco	\$693	100%
s	Bridge No. 333 - 1300 S. 177th E. Ave.	Jun-20	Oct-21	CP&Y		100%	Jan-22	Oct-22	Grade Line	\$503	100%
u	Bridge No. 209 - 3000 N. Mingo Rd.	Nov-16	Nov-17	McClelland	\$727	90%					
x	Bridge No. 222 - 3200 S. Peoria Ave.	May-18	Jul-19	Garver	\$227	100%	Nov-21	Jun-22	Tri-Star	\$2,275	100%
144094	ODOT Rehabilitation and Replacement Program										
144003	Citywide guardrail replacement										
144004	Citywide traffic signalization										
144005	Roadway, pedestrian, and decorative lighting replacement										
144006	Signing, pavement marking and delineation										
144007	Traffic calming										
144008	Traffic signal installation, modification, and safety improvements										
144009	Traffic signal pole replacement										
144010	Creek Turnpike Trail pedestrian bridge over Memorial Dr. (\$200,000 for study only)										
144011	GPS emergency vehicle preemption system (approx. 30 intersections)										
144109	Citywide ADA Transition Plan Implementation (Minimum for 30-Year Schedule - High and Medium Priority Needs)	Feb-16	Aug-18	BKL	\$639	90%					
	ADA Transition Plan - Package #1		Sep-17			100%	Mar-20	Nov-20	Daris	\$1,642	100%
	ADA Transition Plan - Package #2					100%			Crossland		100%
	ADA Transition Plan - Package #3		Mar-23			90%	Aug-23				
144093	Citywide Matching Funds										
144018	Bicycle/Pedestrian Master Plan Implementation			Garver							

CITY OF TULSA, OKLAHOMA
 SALES TAX OVERVIEW COMMITTEE
 TRANSPORTATION PROJECTS STATUS REPORT

Design & Construction as of:

08/01/23

DESIGN							CONSTRUCTION				
Budget Number	Project Description	Estimated Start Date	Currently Anticipated Completion Date	Engineer	Contract Amount	Pct Compl	Adv or Contract Award Date	Currently Anticipated Completion Date	Contractor	Contract Amount	Pct Compl
144019	IDL Entrance Rehabilitation (1st, 7th, and 8th Streets; signals at 1st and Greenwood)	see ao 144017		POE	\$1	100%					
TOTAL FUND 405 INCOMPLETE PROJECTS											
FUNDS 4260-4266 - 2008 STREETS GENERAL OBLIGATION BOND											
Streets, Expressways, Sidewalks, Lighting, Traffic Calming											
Arterial Street Rehabilitation and Citywide Projects:											
104009	Citywide-Arterial Rehab & Reconstruction										
104010	Citywide-Arterial Sidewalk Repair & Construction										
104011	Citywide - Trails										
104012	Citywide - Railroad Crossings										
104013	Citywide - Local Match										
104014	Citywide-Gen.Engineering/Testing Inspection										
Non-Arterial Rehabilitaiton and Citywide Projects.											
104107	Maintenance Zone 1007	May-13	May-15	BKL	\$557	100%	Nov-18	Apr-21	Becco	\$7,500	100%
104944	Maintenance Zone 9044	Oct-19	Jan-20	Meshek	\$41	100%	Sep-20	Jun-21	Tri-Star	\$3,575	100%
104015	Citywide Non-Arterial Rehab & Reconstruction										
104016	Citywide Non-Arterial Sidewalk Repair and Construction										
104000	Bond Issuance Costs										
104039	Harvard Ave. - Admiral Blvd. to Pine St.	Jun-12	May-13	Meshek	\$312	100%	Mar-18	May-19	Becco	\$3,529	100%
104041	Memorial Dr. - 21st St. S. to 11th St. S.	Aug-12	Dec-13	BKL	\$352	100%	Jul-19	Jul-21	Becco		100%
104043	Pine St. - Yale Ave. to Sheridan Rd.	Aug-12	Mar-13	Dewberry	\$467	95%	Jul-20	Jun-22	Becco	\$4,587	100%
144023	Citywide - Arterial Routine & Preventative Maintenance										
144022	Citywide-Art/Non-Art Routine & Preventative Maintenance										
104053	Pine St. - Yale Ave. Intersection	Jan-13	Aug-13	Dewberry	\$247	100%		2015			100%
104054	Citywide - General Engineering / Testing / Inspection										
TOTAL FUNDS 4260-4266 - 2008 Streets General Obligation Bond											
FUNDS 4270-4276 - 2014 STREETS GENERAL OBLIGATION BOND											
Streets, Expressways, Sidewalks, Traffic Calming											
Arterial Street Rehabilitation and Citywide Projects:											
144200	36th St. - N. MLK Jr. Blvd. to Peoria Ave.	Jun-15	Mar-20	PEC	\$232	90%	Sep-21	Feb-24	Ground Level	\$4,895	90%

**CITY OF TULSA, OKLAHOMA
SALES TAX OVERVIEW COMMITTEE
TRANSPORTATION PROJECTS STATUS REPORT**

Design & Construction as of:

08/01/23

DESIGN							CONSTRUCTION				
Budget Number	Project Description	Estimated Start Date	Currently Anticipated Completion Date	Engineer	Contract Amount	Pct Compl	Adv or Contract Award Date	Currently Anticipated Completion Date	Contractor	Contract Amount	Pct Compl
144201	Apache St. - MLK Jr. Blvd. to Peoria Ave.	Nov-14	Aug-15	MESHEK	\$267	100%	Mar-19	Nov-19	Crossland	\$3,380	100%
144202	Apache St. - Peoria Ave. to Lewis Ave.	Aug-16	Mar-17	C&K	\$500	98%					
144203	W. 41st St. S. - 41st W. Ave. to S. 33rd W. Ave.	Sep-14	Aug-15	DEWBERRY/COT	\$175	95%	Mar-22	Dec-23	Grade Line	\$3,692	54%
144204	S. 33rd W. Ave. - 41st St. to 51st St.	Sep-14	Aug-15		\$275	95%					
144205	Apache St. - Lewis Ave. to Harvard Ave.	Sep-14	Sep-15	GUY	\$210	92%	Apr-22	Feb-23	Becco	\$3,987	99%
144206	11th St. - Peoria Ave. to Utica Ave.	Nov-14	Nov-15	BKL	\$185	100%	Mar-20	Jan-21	Becco	\$2,343	100%
144207	11th St. - Lewis Ave. to Harvard Ave.	Jun-16	Mar-17	BKL	\$205	85%					
144208	11th St. - Sheridan Rd. to Memorial Dr.	Nov-14	Nov-15	BKL	\$180	95%	Feb-22	Dec-22	Becco	\$3,227	100%
144209	21st St. - Garnett Rd. to 129th E. Ave.	Dec-14	Jul-15	GARVER	\$235	100%	Oct-20	Aug-21	Becco	\$4,079	100%
144210	21st St. - 129TH East Ave. Intersection	Dec-14	Jul-15	GARVER	\$156	100%	Oct-20	Aug-21	Becco		100%
144213	91st St. - Harvard Ave. to Yale Ave.		May-19	CEC	\$177	95%					
144215	Peoria Ave. - 41st St. to 51st St.	Dec-16	Aug-17	MARQUARDT	\$340	95%	Feb-23	Mar-24	Becco	\$3,082	20%
144216	41st St. - Lewis Ave. to Harvard Ave.	Oct-14	Aug-15	CEC	\$275	95%	Apr-21	Jul-22	Crossland	\$5,653	100%
144217	Apache St. & Harvard Ave. Intersection	Sep-14	Sep-15	GUY	\$176	95%	Apr-22	Feb-23	Becco	\$3,987	99%
144218	41st St. & Lewis Ave. Intersection	Oct-14	Aug-15	CEC	\$210	95%	Apr-21	Jul-22	Crossland		100%
144309	Citywide - Arterial Rehabilitation										
144110	Citywide - Arterial Sidewalk Improvements										
144020	Citywide - Arterial Routine and Preventive Maintenance										
144093	Citywide Matching Funds										
144094	ODOT Rehabilitation and Replacement Program										
	Non-Arterial Rehabilitaiton and Citywide Projects.										
144111	Maintenance Zone 1001:	May-15	Feb-16	MAR / ARB	271 / 284	95%	Feb-22	Jun-24	Gradeline	\$8,291	66%
144106	Maintenance Zone 1006:	Sep-14	Jun-15	TETRA-TECH	\$356	95%	Apr-19	Oct-19	Ellsworth	\$2,585	100%
144107	Maintenance Zone 1007:	Oct-14	Apr-15	Cytergy	\$56	95%	Nov-18	Jan-21	Becco		100%
144168	Maintenance Zone 1068:	Sep-16	Sep-17	TEP / Cowan	152./168.	95./95%					
144173	Maintenance Zone 1073:	Oct-14	Jul-15	COWAN	\$49	100%	Jul-17	Nov-17	PCSI	\$437	100%
144199	Maintenance Zone 1099:	Jun-15	Dec-15	CP&Y	\$259	95%	Apr-21	Apr-22	Ellsworth	\$2,343	100%
144153	Maintenance Zone 1153:	Sep-14	Jun-15	POE	\$334+	95%	Jul-23				
144157	Maintenance Zone 1157 N:	Sep-14	Jun-15	BKL	\$302	100%	May-18	Feb-19	Ellsworth	\$3,195	100%
144158	Maintenance Zone 1157 S:	Jun-15	Mar-16	SKW	\$210	100%	Oct-19	May-20	Crossland	\$2,493	100%
144225	Maintenance Zone 2125:	Nov-14	Aug-15	WALLACE	\$179	100%	Apr-19	Jan-20	Becco	\$2,189	100%

**CITY OF TULSA, OKLAHOMA
SALES TAX OVERVIEW COMMITTEE
TRANSPORTATION PROJECTS STATUS REPORT**

Design & Construction as of:

08/01/23

DESIGN							CONSTRUCTION				
Budget Number	Project Description	Estimated Start Date	Currently Anticipated Completion Date	Engineer	Contract Amount	Pct Compl	Adv or Contract Award Date	Currently Anticipated Completion Date	Contractor	Contract Amount	Pct Compl
144230	Maintenance Zone 2130:	Oct-14	Aug-15	MESHEK	\$270	95%	Oct-20	Nov-21	Becco	\$3,485	100%
144310	Maintenance Zone 3010:	May-15	Jan-16	MCCLELLAND	\$544	85%					
144311	Maintenance Zone 3011:	Jun-16	Jun-17	POE	\$656	100%	Aug-20	Sep-21	Crossland Heavy	\$7,603	100%
144317	Maintenance Zone 3017:	Oct-17	Jul-18	CGA	\$324	96%					
144320	Maintenance Zone 3020:	Aug-16	May-17	AAB	\$345	80%					
144413	Maintenance Zone 4013:	Sep-14	Apr-15	LEIDOS	\$512	80%					
144421	Maintenance Zone 4021:	Jul-16	Apr-17	CEC	\$343	96%					
144431	Maintenance Zone 4031:	May-15	Feb-16	GARVER	\$576	95%	Nov-22	Apr-24	Crossland Heavy	\$10,082	72%
144467	Maintenance Zone 4067 phase 1	Oct-14	Jun-15	GUY	\$344	100%	Jan-20	Aug-20	Crossland	\$3,127	100%
144467	Maintenance Zone 4067 phase 2			COT		80%	Jul-23				
144452	Maintenance Zone 4152:	Oct-17	Jul-18	HUB	\$373	97%					
144527	Maintenance Zone 5027:	Nov-14	May-15	CRAFTENTULL	\$115	95%	Sep-18	Jan-19	Paragon	\$1,144	100%
144533	Maintenance Zone 5033:	Oct-14	Jun-15	CGA	\$444	100%	Oct-18	Aug-19	Crossland	\$4,847	100%
144546	Maintenance Zone 5046:	Jun-16	Mar-17	MCCLELLAND	\$540	96%					
144547N	Maintenance Zone 5047: North										
144547S	Maintenance Zone 5047: South	Aug-16	Jun-17	GARVER	\$584	90%			RLConstr	\$1,690	
144628E	Maintenance Zone 6028: East	Jan-18	Aug-19	MCCLELLAND	\$428	90%					
144628W	Maintenance Zone 6028: West			MESHEK		90%	Feb-23	Nov-24	Becco	\$9,827	27%
144635	Maintenance Zone 6035:	May-15	Apr-16	HUB	\$253	100%	Oct-19	Jul-19	Becco	\$2,768	100%
144642	Maintenance Zone 6142:	Oct-14	Jun-15	HOOD/ Poe	\$78	95%	Feb-22	Feb-23	Ellsworth	\$1,313	99%
144645	Maintenance Zone 6145:	Oct-04	May-15	Cyntergy	\$195	95%	Mar-21	Jul-22	Becco	\$2,957	100%
144740	Maintenance Zone 7040:	Jun-16	Apr-17	HUB	\$254	95%	Dec-20	Oct-21	Crossland Heavy	\$3,478	100%
144754	Maintenance Zone 7054:	Sep-17	Feb-19	POE	\$747	90%					
144857	Maintenance Zone 8057:	Apr-17	Jul-19	WALLACE	\$107	100%	Oct-20	Jun-21	Ellsworth	\$1,601	100%
144863A	Maintenance Zone 8063: North	Oct-17	Sep-19	CraftonTull	\$195	95%	Jan-23	Mar-24	Crossland Heavy	\$3,211	31%
144863B	Maintenance Zone 8063: South	Oct-17	Sep-19	PEC	\$195	95%	Jul-22				
144944	Maintenance Zone 9044:	Oct-14	May-15	Meshek	\$293	95%	Sep-20	May-21	Tri-Star	\$3,575	100%
144945	Maintenance Zone 9045:	Oct-14	Jul-15	GARVER	\$200	100%	Jan-19	Nov-19	Crossland	\$3,557	100%
144949	Maintenance Zone 9049:	Sep-17	May-19	GARVER	\$770	85%					
144950	Maintenance Zone 9050:	Jul-16	Feb-17	CP&Y	\$255	95%	Nov-22	Aug-23	Tri-Star	\$3,600	71%
144951	Maintenance Zone 9051:	Jul-16	Feb-17	SKW	\$130	95%	Jun-23		Tri-Star		
144015	Citywide Non-Arterial Rehabilitation										
144021	Citywide Non-Arterial Routine and Preventive Maintenance										

CITY OF TULSA, OKLAHOMA
 SALES TAX OVERVIEW COMMITTEE
 TRANSPORTATION PROJECTS STATUS REPORT

Design & Construction as of:

08/01/23

DESIGN							CONSTRUCTION				
Budget Number	Project Description	Estimated Start Date	Currently Anticipated Completion Date	Engineer	Contract Amount	Pct Compl	Adv or Contract Award Date	Currently Anticipated Completion Date	Contractor	Contract Amount	Pct Compl
144016	Citywide Non-Arterial Sidewalk Improvements										
144060	Bridge No.189 - 4700 N. Iroquois Ave.	Nov-14	Jul-15	MEHLBURGER		90%					
144062	Bridge No. 323B - 12000 E. 21st	Dec-14		GARVER	\$10	95%	Oct-20	Aug-21	Becco		99%
TOTAL FUNDS 4270-4273 - 2014 Streets General Obligation Bond											
FUNDS 4281-4285 - 2020 STREETS GENERAL OBLIGATION BOND											
'Non-Arterial Street Rehabilitation Projects:											
2036N1007Z	Maintenance Zone 1007:	Dec-20	Aug-21		\$81	95%					
2036N1068Z	Maintenance Zone 1068:			K-H							
2036N1070Z	Maintenance Zone 1070:	Feb-21	Oct-21	CGA	\$204	95%					
2036N1071Z	Maintenance Zone 1071:			PEC							
2036N1072Z	Maintenance Zone 1072:			BKL							
2036N1076Z	Maintenance Zone 1076:		Jul-21	K-H	\$236	90%					
2036N1078Z	Maintenance Zone 1078:	Oct-20	Jun-21	Olsson	\$253	85%					
2036N1097Z	Maintenance Zone 1097:										
2036N1098Z	Maintenance Zone 1098:										
2036N1153Z	Maintenance Zone 1153:	Apr-22	Feb-23	Poe	\$164	35%					
2036N1155Z	Maintenance Zone 1155:	Aug-22	Apr-23	CGA	\$45	90%					
2036N1157Z	Maintenance Zone 1157:			Poe							
2036N2056Z	Maintenance Zone 2056:			Garver							
2036N2065Z	Maintenance Zone 2065:	Jan-21	Sep-21	Garver	\$218	95%	Aug-23				
2036N2066Z	Maintenance Zone 2066:	Oct-20	Jul-21	C&K	\$101	100%					
2036N2131Z	Maintenance Zone 2131:										
2036N3004Z	Maintenance Zone 3004:			Marquardt							
2036N3005Z	Maintenance Zone 3005:			CEC							
2036N3008Z	Maintenance Zone 3008:										
2036N3010Z	Maintenance Zone 3010:	Aug-22	Jul-23	K-H	\$115	15%					
2036N3011Z	Maintenance Zone 3011:			Benham							
2036N3017Z	Maintenance Zone 3017:			CGA							
2036N3075Z	Maintenance Zone 3075:	Aug-22	Apr-23	CGA	\$45	68%					
2036N3080Z	Maintenance Zone 3080:										
2036N3081Z	Maintenance Zone 3081:	Feb-21	Mar-22	EST	\$58	95%					
2036N3082Z	Maintenance Zone 3082:										
2036N4014Z	Maintenance Zone 4014:	Oct-20	May-21	Poe	\$136	95%					
2036N4015Z	Maintenance Zone 4015:			Garver							
2036N4021Z	Maintenance Zone 4021:	Sep-20	Feb-22	CEC	\$256	80%					
2036N4022Z	Maintenance Zone 4022:	Oct-20	Apr-21	BKL	\$322	90%					

**CITY OF TULSA, OKLAHOMA
SALES TAX OVERVIEW COMMITTEE
TRANSPORTATION PROJECTS STATUS REPORT**

Design & Construction as of:

08/01/23

DESIGN							CONSTRUCTION				
Budget Number	Project Description	Estimated Start Date	Currently Anticipated Completion Date	Engineer	Contract Amount	Pct Compl	Adv or Contract Award Date	Currently Anticipated Completion Date	Contractor	Contract Amount	Pct Compl
2036N4023Z	Maintenance Zone 4023:	Aug-22	Apr-23	CGA	\$45	90%					
2036N4029Z	Maintenance Zone 4029:										
2036N4030Z	Maintenance Zone 4030:	Dec-20	Aug-21	Marquardt	\$143	95%	Dec-22	Jul-23	R&L	\$1,886	87%
2036N4031Z	Maintenance Zone 4031:			Garver							
2036N4067Z	Maintenance Zone 4067:			Benham							
2036N4069Z	Maintenance Zone 4069:	Aug-22	Jul-23	BKL	\$200	80%					
2036N5016Z	Maintenance Zone 5016:	Jun-22	Apr-23	Garver		83%					
2036N5026Z	Maintenance Zone 5026:										
2036N5027Z	Maintenance Zone 5027:	Sep-22	Jul-23	Wallace	\$46	86%					
2036N5033Z	Maintenance Zone 5033:			Garver							
2036N5039Z	Maintenance Zone 5039:	Jun-23	Dec-23	FNI	\$86	2%					
2036N5040Z	Maintenance Zone 5040:	Apr-21	Mar-22	TEP	\$81	90%	Aug-23				
2036N6035Z	Maintenance Zone 6035:			Benham							
2036N6142Z	Maintenance Zone 6142:	Jul-22	Nov-22	C&K	\$50	90%	May-23		Ellsworth		
2036N6144Z	Maintenance Zone 6144:										
2036N6148Z	Maintenance Zone 6148:										
2036N6149Z	Maintenance Zone 6149:										
2036N6150Z	Maintenance Zone 6150:										
2036N7048Z	Maintenance Zone 7048:	Nov-20	Mar-22	Benham	\$252	95%					
2036N7060Z	Maintenance Zone 7060:	Dec-20	Dec-21	HUB	\$73	95%	Apr-23		Gradeline	\$1,483	
2036N7104Z	Maintenance Zone 7104:										
2036N7109Z	Maintenance Zone 7109:										
2036N7115Z	Maintenance Zone 7115:										
2036N8057Z	Maintenance Zone 8057:	Feb-21	Mar-22	Wallace	\$107	90%	Mar-23		Ellsworth	\$1,078	
2036N8102Z	Maintenance Zone 8102:	Oct-20	Apr-22	FNI	\$171	95%	Aug-23				
2036N8113Z	Maintenance Zone 8113:	Aug-22	Feb-23	Keithline		95%	Jun-23				
2036N8116Z	Maintenance Zone 8116:			Wallace							
2036N9036Z	Maintenance Zone 9036:	Sep-22		CEC	\$236	60%					
2036N9037Z	Maintenance Zone 9037:	Jan-21	Aug-21	CP&Y	\$183	85%					
2036N9038Z	Maintenance Zone 9038:	Dec-20	Oct-21	PEC	\$71	95%					
2036N9043Z	Maintenance Zone 9043:										
2036N9044Z	Maintenance Zone 9044:	Sep-22	Sep-23	Benham		10%					
2036N9045Z	Maintenance Zone 9045:	Aug-22	Feb-23	Keithline		95%	Jun-23				
2036N9049Z	Maintenance Zone 9049:	Jun-22	Mar-23	Marquardt	\$207	90%	Sep-23				
2036N9050Z	Maintenance Zone 9050:	Jan-21	Sep-21	CP&Y	\$98	90%	Jul-23				
2036N9051Z	Maintenance Zone 9051:	Sep-20	Apr-21	Keithline	\$83	95%	Jun-23				
2036N9052Z	Maintenance Zone 9052:										

CITY OF TULSA, OKLAHOMA
 SALES TAX OVERVIEW COMMITTEE
 TRANSPORTATION PROJECTS STATUS REPORT

Design & Construction as of:

08/01/23

DESIGN							CONSTRUCTION				
Budget Number	Project Description	Estimated Start Date	Currently Anticipated Completion Date	Engineer	Contract Amount	Pct Compl	Adv or Contract Award Date	Currently Anticipated Completion Date	Contractor	Contract Amount	Pct Compl
Arterial Street Rehabilitation Projects:											
Arterial Street Projects:											
2036A0001Z	56th St N-MLK Blvd to 1500ft W of Peoria										
2036A0002Z	46th St N - Peoria Ave to Lewis Ave	Apr-22	Mar-23	C&K	\$273	95%					
2036A0003Z	46th St N - Elwood Ave to MLK Jr Blvd										
2036A0004Z	36th St N - Peoria Ave to Lewis Ave										
2036A0005Z	36th St N - Osage Cnty Line to MLK Blvd	Jul-23	Aug-24	Benham	\$52	1%					
2036A0006Z	31st St N - 53rd W Ave to 41st W Ave										
2036A0007Z	Apache St - Harvard Ave to Yale Ave	Jun-22	Jan-23	Native Strategies	\$49	20%					
2036A0008Z	Pine St - Gilcrease Museum Rd to Union	Sep-21	Sep-22	Poe		95%	Aug-23		Becco		
2036A0009Z	Pine St - Peoria Ave to Lewis Ave			CEC					ODOT-STP		
2036A0010Z	Edison St - 33rd W Ave to Union Ave	Sep-21	Sep-22	Poe		95%	Aug-23		Becco		
2036A0011Z	33rd W Ave - Apache St to Pine St	Sep-21	Sep-22	Poe		95%	Aug-23		Becco		
2036A0012Z	33rd W Ave - Pine St to Edison St	Sep-21	Sep-22	Poe		95%	Aug-23		Becco		
2036A0013Z	Gilcrease Museum Rd - Apache to Pine	Sep-21	Sep-22	Poe		75%					
2036A0014Z	MLK Jr Blvd - 56th St N to 46th St N										
2036A0015Z	MLK Jr Blvd - 36th St N to Apache St	Jul-23	Aug-24	Benham	\$100	1%					
2036A0016Z	MLK Jr Blvd - Apache St to Pine St	Jul-23	Aug-24	Benham	\$50	1%					
2036A0017Z	Peoria Ave - 56th St N to 46th St N	Apr-22	Mar-23	C&K	\$273	95%	Sep-23				
2036A0018Z	Peoria Ave - 46th St N to 36th St N	Apr-22	Mar-23	C&K	\$273	95%	Sep-23				
2036A0019Z	Peoria Ave - Pine St to Admiral Blvd								ODOT-STP		
2036A0020Z	Lewis Ave - Pine St to Admiral Pl			CEC					ODOT-STP		
2036A0021Z	Harvard Ave - Mohawk Blvd to 36th St N			Schemmer	\$49						
2036A0025Z	41st St S - Union Ave to Elwood Ave	Jan-23	Sep-23	BKL	\$223	70%					
2036A0026Z	51st St S - 33rd W Ave to Union Ave										
2036A0027Z	61st St S - Lewis Ave to Harvard Ave	Jun-22	Jan-23	Native Strategies	\$49	90%	Jun-23				
2036A0028Z	Elwood Ave - 71st St S to 81st St S										
2036A0029Z	Lewis Ave - 61st St S to 71st St S										
2036A0030Z	Lewis Ave - 71st St S to 81st St S										
2036A0031Z	Delaware Ave - 81st St S to 91st St S	Jun-23	Nov-23	BKL	\$109	30%					
2036A0032Z	Harvard Ave - 61st St S to 71st St S										
2036A0033Z	Harvard Ave - 71st St S to 81st St S			Benham							
2036A0034Z	Harvard Ave - 81st St S to 91st St S										
2036A0039Z	36th St N - Garnett Rd to 129th E Ave	Nov-23	Aug-24	Keithline	\$88	90%					
2036A0040Z	36th St N - 129th E Ave to 141st E Ave										

**CITY OF TULSA, OKLAHOMA
SALES TAX OVERVIEW COMMITTEE
TRANSPORTATION PROJECTS STATUS REPORT**

Design & Construction as of:

08/01/23

DESIGN							CONSTRUCTION				
Budget Number	Project Description	Estimated Start Date	Currently Anticipated Completion Date	Engineer	Contract Amount	Pct Compl	Adv or Contract Award Date	Currently Anticipated Completion Date	Contractor	Contract Amount	Pct Compl
2036A0041Z	Apache St - Gilcrease Expy to Sheridan Rd										
2036A0042Z	Pine St - Lewis Ave to Harvard Ave			McClelland					ODOT-STP		
2036A0043Z	Pine St - State Hwy 11 to Mingo Rd			Garver							
2036A0044Z	Pine St - Mingo Rd to Garnett Rd										
2036A0045Z	Pine St - Garnett Rd to 129th E Ave	Jan-23	Feb-24	PEC	\$75						
2036A0046Z	Admiral Pl - Sheridan Rd to Memorial Dr			CEC							
2036A0047Z	Admiral Pl - Memorial Dr to Mingo Rd			CEC							
2036A0048Z	Admiral Pl - Garnett Rd to 129th E Ave			CEC							
2036A0049Z	11th St S - Memorial Dr to 89th E Ave								ODOT-STP		
2036A0050Z	Yale Ave - Apache St to Pine St			HUB							
2036A0051Z	Yale Ave - Pine St to Admiral Pl										
2036A0052Z	Sheridan Rd - 36th St N to Apache St										
2036A0053Z	Garnett Rd - Admiral Pl to 11th St S			CGA							
2036A0054Z	129th E Ave - 36th St N to Apache St	Nov-22	Aug-23	Keithline	\$88	90%					
2036A0055Z	129th E Ave - Apache St to Pine St	Feb-23	Jun-23	CGA		75%					
2036A0064Z	11th St S - Utica Ave to Lewis Ave			Wallace					TIF-IDP		
2036A0065Z	11th St S - Harvard Ave to Yale Ave										
2036A0066Z	15th St S - Boston Ave to Denver Ave										
2036A0067Z	15th St S - Harvard Ave to Yale Ave			Garver							
2036A0068Z	21st St S - Lewis Ave to Harvard Ave										
2036A0069Z	21st St S - Harvard Ave to Yale Ave										
2036A0070Z	Peoria Ave - 21st St S to 31st St S										
2036A0077Z	15th St S - Sheridan Rd to 73rd E Ave										
2036A0078Z	41st St S - Yale Ave to Sheridan Ave										
2036A0079Z	Yale Ave - 31st St S to 36th St S										
2036A0080Z	Yale Ave - 41st St S to I-44										
2036A0081Z	Sheridan Rd - 21st St S to 31st St S										
2036A0082Z	Sheridan Rd - 31st St S to 41st St S										
2036A0083Z	Sheridan Rd - 41st St S to 51st St S			Garver							
2036A0086Z	Admiral Pl: 225th EA to 22200 Blk E Adm.			CEC							
2036A0087Z	11th St S - 145th E Ave to 161st E Ave										
2036A0088Z	11th St S - 161st E Ave to 177th E Ave	Jun-23		TEP	\$54	10%					
2036A0089Z	11th St S - 177th E Ave to 193rd E Ave	Jun-23		TEP	\$84	10%					
2036A0090Z	21st St S - 145th E Ave to 161st E Ave										
2036A0091Z	21st St S - 161st E Ave to 177th E Ave										
2036A0092Z	31st St S - Garnett Rd to 129th E Ave			Marquardt					ODOT-STP		
2036A0093Z	41st St S - 177th E Ave to 193rd E Ave										

CITY OF TULSA, OKLAHOMA
 SALES TAX OVERVIEW COMMITTEE
 TRANSPORTATION PROJECTS STATUS REPORT

Design & Construction as of:

08/01/23

DESIGN							CONSTRUCTION				
Budget Number	Project Description	Estimated Start Date	Currently Anticipated Completion Date	Engineer	Contract Amount	Pct Compl	Adv or Contract Award Date	Currently Anticipated Completion Date	Contractor	Contract Amount	Pct Compl
2036A0094Z	129th E Ave - 51st St S to 61st St S										
2036A0095Z	145th E Ave - 11th St S to 21st St S										
2036A0096Z	145th E Ave - 21st St S to 31st St S										
2036A0097Z	161st E Ave - 11th St S to 21st St S	Jun-23		TEP	\$91	10%					
2036A0108Z	61st St S - Sheridan Rd to Memorial Dr										
2036A0109Z	Memorial Dr - 51st St S 61st St S	Jan-23	May-23	Poe	\$438	2%					
2036A0110Z	Mingo Rd - 61st St S to 71st St S			C&K					ODOT-STP		
2036A0111Z	Mingo Rd - 91st St S to 101st St S										
2036A0113Z	101st St S- Yale Ave to Sheridan Ave										
2036A0114Z	101st St S - Sheridan Rd to Memorial Dr										
2036A0115Z	111st St S - Yale Ave to Sheridan Rd										
2036A0116Z	121st St S - Yale Ave to Sheridan Rd										
2036A0117Z	Yale Ave - 61st St S to 71st St S										
2036A0118Z	Yale Ave - 111th St S to 121st St S			CEC							
2036A0119Z	Sheridan Rd - 71st St S to 81st St S			CGA	\$138				ODOT-STP		
2036A0122Z	41st St S - Riverside Dr to Peoria Ave										
2036A0123Z	41st St S - Peoria Ave to Lewis Ave										
2036A0124Z	Peoria Ave - 31st St S to 41st St S	Jun-23		Marquardt	\$59	23%			ODOT-STP		
2036A0125Z	Lewis Ave - 41st St S to I-44	Aug-22	Jun-24	Benham	\$85	35%					
	Intersection Projects										
2036A0022Z	36th St N & Harvard Ave Intersection			Schemmer							
2036A0023Z	Apache St & MLK Jr Blvd Intersection			Benham							
2036A0024Z	Pine St & Gilcrease Museum Rd Intersection										
2036A0035Z	41st St S & Elwood Ave Intersection	Jan-23	Sep-23	BKL	\$223	90%					
2036A0036Z	51st St S & 33rd W Ave Intersection										
2036A0037Z	71st St S & Union Ave Intersection										
2036A0038Z	81st St S & Union Ave Intersection										
2036A0056Z	36th St N & 129th E Ave Intersection	Nov-22	Aug-23	Keithline	\$65	90%					
2036A0057Z	Pine St & Sheridan Rd Intersection										
2036A0058Z	Pine St & Mingo Rd Intersection			CGA							
2036A0059Z	Pine St & Garnett Rd Intersection	Jun-23		PEC	\$35	10%					
2036A0060Z	Admiral PI & Sheridan Rd Intersection			CEC							
2036A0061Z	Admiral PI & Garnett Rd Intersection										
2036A0062Z	11th St S & Sheridan Rd Intersection										
2036A0063Z	11th St S & Mingo Rd Intersection										
2036A0071Z	11th St S & Peoria Ave Intersection										
2036A0072Z	11th St S & Lewis Ave Intersection			Wallace							

CITY OF TULSA, OKLAHOMA
 SALES TAX OVERVIEW COMMITTEE
 TRANSPORTATION PROJECTS STATUS REPORT

Design & Construction as of:

08/01/23

DESIGN							CONSTRUCTION				
Budget Number	Project Description	Estimated Start Date	Currently Anticipated Completion Date	Engineer	Contract Amount	Pct Compl	Adv or Contract Award Date	Currently Anticipated Completion Date	Contractor	Contract Amount	Pct Compl
2036A0073Z	11th St S & Harvard Ave Intersection										
2036A0074Z	15th St S & Harvard Ave Intersection			Garver							
2036A0075Z	21st St S & Harvard Ave Intersection										
2036A0076Z	31st St S & Peoria Ave Intersection	Jun-23		Marquardt	\$42	10%					
2036A0084Z	15th St S & Sheridan Rd Intersection										
2036A0085Z	41st St S & Yale Ave Intersection										
2036A0098Z	11th St S & 145th E Ave Intersection										
2036A0099Z	11th St S & 161st E Ave Intersection	Jun-23		TEP	\$16	10%					
2036A0100Z	11th St S & 177th E Ave Intersection	Jun-23		TEP	\$14	10%					
2036A0101Z	11th St S & 193rd E Ave Intersection	Jun-23		TEP	\$14	10%					
2036A0102Z	21st St S & 145th E Ave Intersection										
2036A0103Z	21st St S & 161st E Ave Intersection										
2036A0104Z	21st St S & 177th E Ave Intersection										
2036A0105Z	21st St S & 193rd E Ave Intersection										
2036A0106Z	31st St S & 145th E Ave Intersection										
2036A0107Z	41st St S & 177th E Ave Intersection										
2036A0112Z	91st St S & Memorial Dr Intersection										
2036A0120Z	121st St S & Yale Ave Intersection										
2036A0121Z	111th St S & Yale Ave Intersection			CEC							
2036A0126Z	41st St S & Peoria Ave Intersection										
Arterial Street Widening Projects:											
2036W0001Z	Gilcrease Museum Rd - Pine to Admiral	Sep-22	Aug-23	Poe		90%					
2036W0002Z	81st St S - Tacoma Ave to Maybelle Ave			ODOT							
2036W0003Z	81st St S & Elwood Ave Intersection			BKL							
2036W0004Z	91st St S - Memorial Dr to Mingo Rd			Garver		80%					
2036W0005Z	101st St S & Sheridan Rd Intersection			CEC							
2036W0006Z	81st St S - Harvard Ave to Yale Ave	Jun-23	Jan-24	Garver	\$1,485	1%					
Central Business District (CBD)											
Streets and Alleyways											
2036D0001Z	4th St										
2036D0002Z	MLK Ave & Detroit Ave north of BNSF	Aug-20	Feb-21	Poe		95%	Oct-21	May-22	Crossland	\$1,592	99%
2036D0003Z	Cincinnati Ave			Poe							
2036D0004Z	Detroit Ave south of BNSF			Poe							
2036D0005Z	Reconciliation Way	Aug-20	Feb-21	Poe		95%	Oct-21	May-22	Crossland	\$1,592	99%
2036D0006Z	Lansing Ave			Poe							
2036D0007Z	Alleyways			Str & Stwtr							

CITY OF TULSA, OKLAHOMA
 SALES TAX OVERVIEW COMMITTEE
 TRANSPORTATION PROJECTS STATUS REPORT

Design & Construction as of:

08/01/23

DESIGN							CONSTRUCTION				
Budget Number	Project Description	Estimated Start Date	Currently Anticipated Completion Date	Engineer	Contract Amount	Pct Compl	Adv or Contract Award Date	Currently Anticipated Completion Date	Contractor	Contract Amount	Pct Compl
Bridge Maintenance & Rehabilitation											
2037B0201C	Bridge #201C	Oct-22	Oct-23	Benham	\$8	90%					
2037B0216Z	Bridge #216										
2037B0219D	Bridge #219D										
2037B0286Z	Bridge #286	Oct-22	Oct-23	Benham	\$8	90%					
2037B0340Z	Bridge #340										
2037B0343Z	Bridge #343	Oct-22	Oct-23	Benham	\$8	90%					
2037B0179Z	Bridge #179										
2037B0232Z	Bridge #232										
2037B0245Z	Bridge #245	Jan-21	Sep-21	Garver	\$89	95%			Gradeline	\$600	
2037B0258Z	Bridge #258	Jan-21	Sep-21	Garver	\$35	95%			Gradeline	\$300	
2037B0263Z	Bridge #263	Jul-21		CP&Y		40%					
2037B0301Z	Bridge #301	Jul-21		CP&Y		40%					
2037B0359Z	Bridge #359	Feb-22	Dec-22	Garver		95%			Daris	\$150	
2037B0232A	Bridge #232A	Jan-21	Sep-21	Garver		95%					
2037B0301A	Bridge #301A										
2037B0425Z	Bridge #425										
2037B0225Z	Bridge #225										
2037B0167Z	Bridge #167	Feb-22	Dec-22	Garver		90%	Mar-23		Daris	\$60	
2037B0173Z	Bridge #173			Poe							
2037B0236Z	Bridge #236										
2037B0241Z	Bridge #241	Jul-21		CP&Y	\$54	60%					
2037B0261A	Bridge #261A	Feb-22	Dec-22	Garver		90%			Daris	\$120	
2037B0261B	Bridge #261B	Feb-22	Dec-22	Garver		90%			Daris	\$100	
2037B0269Z	Bridge #269			Benham							
2037B0474Z	Bridge #474										
2037B0482Z	Bridge #482										
2037B0153Z	Bridge #153										
2037B0183Z	Bridge #183										
2037B0252Z	Bridge #252										
2037B0271Z	Bridge #271										
2037B0322Z	Bridge #322			Benham							
2037B0329Z	Bridge #329										
2037B0478Z	Bridge #478										
2037B0204Z	Bridge #204	Mar-21		CP&Y		90%					
2037B0315Z	Bridge #315										
2037B0336Z	Bridge #336										

CITY OF TULSA, OKLAHOMA
 SALES TAX OVERVIEW COMMITTEE
 TRANSPORTATION PROJECTS STATUS REPORT

Design & Construction as of:

08/01/23

DESIGN							CONSTRUCTION				
Budget Number	Project Description	Estimated Start Date	Currently Anticipated Completion Date	Engineer	Contract Amount	Pct Compl	Adv or Contract Award Date	Currently Anticipated Completion Date	Contractor	Contract Amount	Pct Compl
2037B0404Z	Bridge #404										
2037B0346Z	Bridge #346										
2037B0423Z	Bridge #423			Benham							
2037B0424Z	Bridge #424										
2037B1000Z	Citywide Bridge Rehab and Inspection										
Citywide Projects											
Citywide ADA Transition Plan Impl & Update (ROW)											
2036X0001Z	Transition Plan Update										
2036X0002Z	Transit Stops			BKL							
2036X0003Z	Signalized Intersections			BKL							
2036S0001Z	Sidewalk Corridors			BKL							
2036X0004Z	Citywide Infrastructure Partnership Funds										
2036N0001Z	Citywide Non-Arterial Routine & Preventive										
2036A1000Z	Citywide Arterial Routine and Preventive										
2036A1001Z	Pavement Reinspection										
2035X0001Z	Transit-MTTA-Route 66 Bus Rapid Transit			HNTB	\$1,317	60%					
Traffic Engineering											
2036X0005Z	Signal Coordination & Communication										
2036X0006Z	Signal Installation, Repair and Replace										
2036X0007Z	Traffic Calming										
2036X0008Z	Lighting Repair and Replacement										
2036X0009Z	Pavement Markings and Signs										
2036X0010Z	Guardrail Repair and Replacement										
2039X0009Z	Traffic Studies										
Bicycle-Pedestrian Infrastructure											
2036S0002Z	Go Plan Implementation - Engineering			Garver							
2036S0003Z	Go Plan Implementation-Traffic Operation			Traffic							
2036S0004Z	Arterial Sidewalk			Strt & Strmwtr							
2036S0005Z	Non Arterial Sidewalk			Strt & Strmwtr							
2036X0011Z	Arena District Mstr Plan Implementation			MKSK							
TOTAL FUNDS 4281-4285 - 2020 STREETS GENERAL OBLIGATION BOND											
* Same design contract for \$35,000											
** Same design contract for \$15,000											
* Total contract with Becco is \$4,448,000 for stormwater project 993311 & street projects 6008-014180 & 6312-994526											

Finance and Economic Indicators

STOC

SALES TAX OVERVIEW COMMITTEE

Ashley Webb
Chair

Ashley R. Webb
Riggs, Abney, Neal, Turpen, Orbison & Lewis Inc.
Attorney At Law
Tulsa, OK 74119
(918) 699-8905

To: City Council
Date: September 13, 2023
Subject: September Report to City Council

Attached is the August 2023 Sales Tax Overview Committee (STOC) Status Report

2006 Special Extended Sales Tax

July expenditures totaled \$18,000, of which \$12,000 was spent on the General Park Improvements project. Encumbrances and commitments total \$873,000. Current appropriations for the 2006 Special Extended Sales Tax Fund total \$272,920,000. There is a current appropriation balance of \$7,075,000.

2008 Sales Tax Special Temporary Streets

There were no expenditures in July. Encumbrances and commitments total \$158,000. Current appropriations for the 2008 Sales Tax Special Temporary Streets Fund total \$145,494,000. There is a current appropriation balance of \$38,000.

2014 Sales Tax

July expenditures totaled (\$849,015), of which \$35,000 was spent on the Transit Coach & Lift Match project. Encumbrances and commitments total \$37,741,000. Current appropriations for the 2014 Sales Tax Fund total \$579,640,000. There is a current appropriation balance of \$131,350,000.

2016 Sales Tax

July expenditures totaled \$4,659,000, of which \$4,392,000 was spent on the Tulsa Vision advance sales tax revenue bonds project. Encumbrances and commitments total \$2,557,000. Current appropriations for the 2016 Sales Tax Fund total \$332,124,000. There is a current appropriation balance of \$100,940,000.

2016 Revenue Bond

July expenditures totaled \$75,000, of which \$33,000 was spent on the Gilcrease Museum Expansion project. Encumbrances and commitments total \$40,963,000. Current appropriations for the 2016 Revenue Bond Fund total \$350,600,000. There is a current appropriation balance of \$21,329,000.

2020 Sales Tax

July expenditures totaled \$1,363,000, of which \$940,000 was spent on the Capital Equipment project. Encumbrances and commitments total \$12,259,000. Current appropriations for the 2016 Revenue Bond Fund total \$110,833,000. There is a current appropriation balance of \$47,887,000.

2020 General Obligation Bonds

July expenditures totaled \$368,000, of which \$161,000 was spent on the Citywide Non-Arterial Routine & Preventative maintenance project. Encumbrances and commitments total \$27,254,000. Current appropriations for the 2016 Revenue Bond Fund total \$149,015,000. There is a current appropriation balance of \$94,443,000.

2014 General Obligation Bonds

July expenditures totaled \$386,000, of which \$152,000 was spent on the Citywide Matching Funds project. Encumbrances and commitments total \$32,903,000. Current appropriations for the 2016 Revenue Bond Fund total \$313,615,000. There is a current appropriation balance of \$47,481,000.

2008 General Obligation Bonds

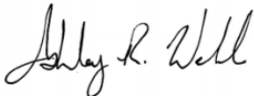
There were no expenditures in July. There are currently no encumbrances or commitments. Current appropriations for the 2016 Revenue Bond Fund total \$230,055,000. There is a current appropriation balance of \$0.

2005 General Obligation Bonds

There were no expenditures in July. Encumbrances and commitments total \$9,000. Current appropriations for the 2016 Revenue Bond Fund total \$74,919,000. There is a current appropriation balance of \$4,000.

Respectfully submitted,

Ashley Webb, Chair



Attachments

cc: Tammy Pitts
Jarrod Moore
Jake Epp



FINANCIAL REPORT TO CITY COUNCIL

Wednesday, September 13, 2023

I. Financial Report

Revenue: 2016 Vision 0.805 Percent and 2020 Sales Tax 0.45 Percent Sales Tax Funds

	Fiscal Year to Date	
	August	Thru August
Actual	\$ 10,323,915	\$ 20,673,679
Adopted Budget - Current Year	9,970,563	19,691,336
Actual vs Budget	\$ 353,352	\$ 982,343

Expenditures

Fund	July	Fiscal Year to Date Thru July
409 - 2020 Sales Tax	\$ 1,363,004	\$ 1,363,004
4001, 4003-4004 - Tulsa Vision Rev Bonds	75,037	75,037
4000 - Tulsa Vision Sales Tax	4,658,699	4,658,699
405 - 2014 Sales Tax	(849,015)	(849,015)
404 - 2008 Streets Temporary Sales Tax	-	-
402 - 2006 Special Extended Sales Tax	17,854	17,854
TOTAL \$	5,265,579	\$ 5,265,579

II. Expenditures in Other Funds

Fund	July	Fiscal Year to Date Thru July
401 - 2001 Sales Tax	12,587	\$ 12,587.36
428 - 2020 GO Bond	368,107	368,107
427 - 2014 GO Bond	386,178	386,178
426 - 2008 GO Bond	-	-
425 - 2005 GO Bond	-	-
TOTAL \$	766,872	\$ 766,872

III. Items for the City Council's Attention

- A. Monthly Financial Reports
- B. STOC Committee and Subcommittee Minutes and Reports

IV. Attachments

- A. Attendance Record for the last 12 months
- B. STOC Committee and Subcommittee Minutes and Reports

Respectfully submitted,

Ashley R. Webb, Chair

Attachments

cc: Tammy Pitts
Jarrod Moore
Jake Epp

MAJOR CAPITAL IMPROVEMENTS CONSTRUCTION FUNDS SUMMARY

As of July, 2023

	CURRENT		EXPENDITURES		ENCUMBERED	PERCENT	BALANCE	
	APPROPRIATIONS		Current Month	To Date				COMMITTED
Fund 401 and Fund 403								
2001 Third Penny Sales Tax and 2006 Advance Funded Sales Tax	\$ 112,611,653	\$	12,587	\$ 112,597,047	\$	(0)	100%	\$ 14,605
Fund 402								
2006 Third Penny Sales Tax Extension	\$ 272,920,362	\$	17,854	\$ 264,971,859	\$	873,216	97%	\$ 7,075,286
Fund 404								
2008 Sales Tax Special Temporary Streets Fund	\$ 145,493,500	\$	-	\$ 145,298,037	\$	157,931	100%	\$ 37,532
Fund 405								
2014 Sales Tax Fund	\$ 579,639,705	\$	(849,015)	\$ 410,549,486	\$	37,740,681	77%	\$ 131,349,538
Fund 406: 4000								
2016 Sales Tax Fund	\$ 332,123,895	\$	4,658,699	\$ 228,627,385	\$	2,556,603	70%	\$ 100,939,908
Fund 406: 4001, 4003, 4004								
2016 Revenue Bond Fund	\$ 350,600,000	\$	75,037	\$ 288,308,117	\$	40,962,966	94%	\$ 21,328,917
Fund 409								
2020 Sales Tax Fund	\$ 110,833,334	\$	1,363,004	\$ 50,686,557	\$	12,259,424	57%	\$ 47,887,353
Fund 428								
2020 General Obligation Bonds	\$ 149,015,000	\$	368,107	\$ 27,318,845	\$	27,253,583	37%	\$ 94,442,573
Fund 427								
2014 General Obligation Bonds	\$ 313,615,000	\$	386,178	\$ 233,230,629	\$	32,903,430	85%	\$ 47,480,941
Funds 426								
2008 General Obligation Bonds	\$ 230,054,937	\$	-	\$ 230,054,937	\$	0	100%	\$ (0)
Funds 425								
2005 General Obligation Bonds	\$ 74,919,257	\$	-	\$ 74,906,248	\$	8,834	100%	\$ 4,175
Fund 740: 7401-7408								
TMUA--Water Capital Fund	\$ 485,925,405	\$	393,687	\$ 367,401,430	\$	42,374,862	84%	\$ 76,149,114
Funds 750: 7501-7522								
TMUA-Sanitary Sewer Capital Funds	\$ 621,159,957	\$	968,458	\$ 481,933,004	\$	52,100,967	86%	\$ 87,125,986

Report On Tulsa Economic Indicators June 2023

Economic Overview

Economic Overview will be updated at the end of every quarter. The Next EO Summary will be posted with the September 2023 Report.

Wage & Salary Employment Conditions

Labor force participation grew in June, reporting a total of 504,500. Compared to the previous month, this was an increase of 8,900 or 1.8% in Participants. Meanwhile, the Total Employment survey grew by 8,300 positions within the metro area. This was an increase of 1.7% over the previous month for a total of 489,400. The area unemployment rate was reported at 3.0% for June - which rose from the May figure of 2.7%. Total unemployment for the area was 3.5% during the same period last year. According to the second employment survey, Wage and Salary Employment increased by 3,000 in June, to report a total of 464,100. The Manufacturing sector grew by 200 positions in June, totaling 49,000 jobs. The Service sector grew by 3,350 positions in June, equaling 240,200 jobs. The Trade sector grew by 500 positions, representing 87,500 total jobs.

Freight Conditions

TIA reported June boarding at 149,862 passengers. Outgoing passenger counts grew by 4,050 over the previous month. This time last year, the airport reported a total of 140,555 for the month. June cargo grew at TIA, increasing by 9 tons; reporting a total of 4,483 tons shipped. Lastly, freight at the Port of Catoosa reported 161,987 of barge tonnage for the month. This is a decrease versus the previous month of 241 tons. Compared to the same month a year ago, we have experienced a decrease of -36.8% in barge tonnage.

Enterprise Customers

Month over month total Sewer customers remained stable in June, totaling 135,176 for the current period. The current customer base is 1.8% less than this month last year. Water customers also remained stable in June, totaling 147,218 for the month. The current customer base is 0.02% greater than this month last year.

Price Indices

PPI moved up by 0.1% in June to 208.9

MCI moved up by 0.2% in June to 309.6

CPI-U moved up by 0.2% in June to 287.4*

20-Year GO Bond rates moved up 16 basis points to 3.66% in June

Revenue Bonds were at 3.94% for the month

30-Day Treasury Bill rates moved up 123.70 points to 5.10% in June

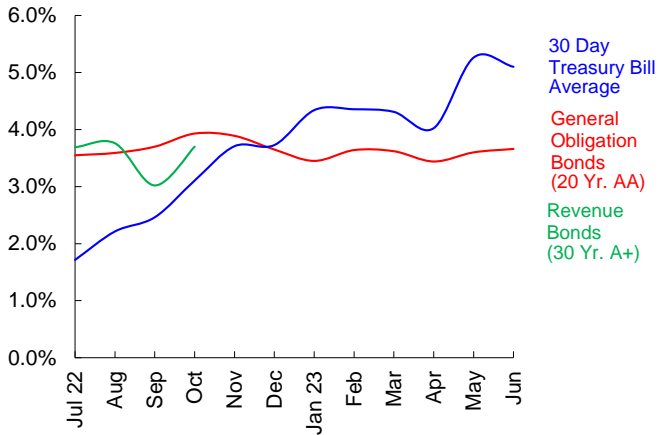
Tulsa Economic Indicators

Most Recent Twelve Months

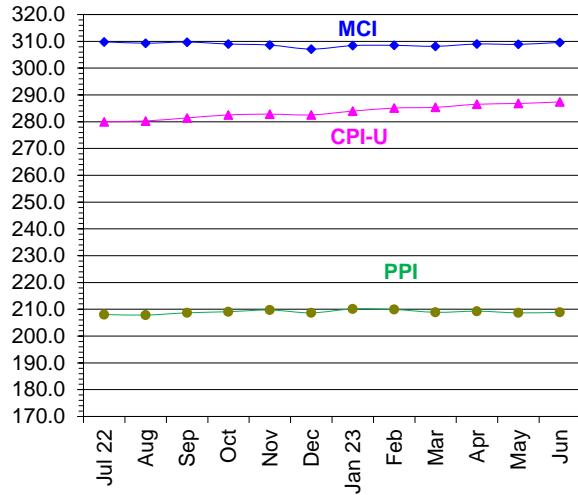
(unless otherwise Indicated)

	July 22 to June 23	July 21 to June 22	Change
Wage & Salary			
Employment (TMSA 12 Mo. Avg.):	<u>Jun-23</u>	<u>Jun-22</u>	
Manufacturing	49,000	47,200	3.8%
Services	233,800	226,000	3.5%
Trade	89,200	86,800	2.8%
Other	<u>88,300</u>	<u>87,200</u>	1.3%
Total	460,300	447,200	2.9%
Unemployment Rates (TMSA 12 Mo. Avg):			
	<u>Jun-23</u>	<u>Jun-22</u>	
Tulsa MSA	3.1%	2.8%	0.3%
Oklahoma	3.1%	2.8%	0.3%
United States	3.6%	4.1%	-0.5%
Air Passengers (Calendar YTD):			
	<u>Jun-23</u>	<u>Jun-22</u>	
Barge Tonnage (Calendar YTD):	747,500	660,900	13.1%
	1,094,000	1,020,200	7.2%
Price and Cost Indices:			
	<u>Jun-23</u>	<u>Jun-22</u>	
Consumer Price Index - Urban	287.4	280.0	2.6%
Producer Price Index	208.9	229.9	(9.1%)
Municipal Cost Index (Est.)	309.6	312.1	(0.8%)
(Indices are not adjusted for seasonality)			
Financial Rates (Monthly Avg.):			
	<u>Jun-23</u>	<u>Jun-22</u>	
30-Day Treasury Bill	5.100%	0.99%	4.11
Municipal General Obligation Bond			
Buyer 11 Bond Index (20 Yr. A-AAA)	3.66%	3.37%	0.29
Municipal Revenue Bond Buyer			
25 Bond Index (25 Yr. A-AA+)	3.94%	3.65%	0.29
Utilities:			
	<u>Jun-23</u>	<u>Jun-22</u>	
Water Customers	147,200	146,400	0.5%
Sewer Customers	135,200	137,700	(1.8%)

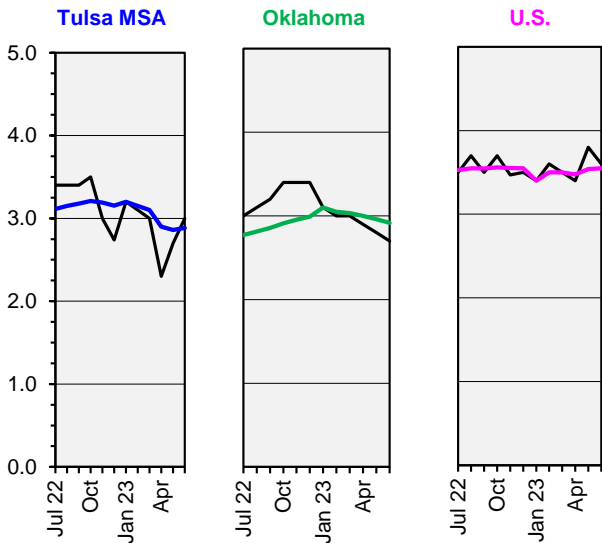
Rates on Municipal Investments and Cost of Financing**



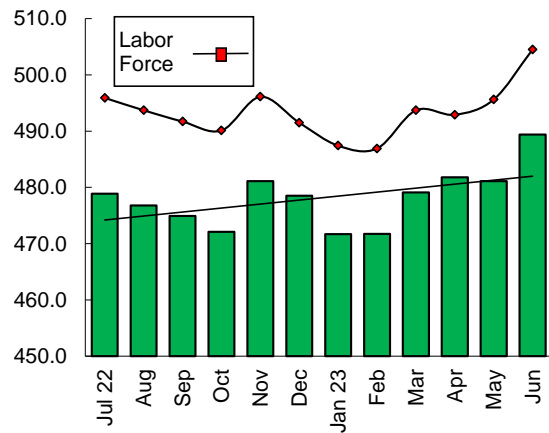
Consumers, Producers, and Municipal Price/Cost Indices



Monthly (- -) and Average (—) Unemployment Rates (Most Recent 12 Months)



Tulsa MSA Wage & Salary Employment, 12 Month MA, and Labor Force (000's)




**Short Term Capital Purchases Summary (Fund 477) as of July 2023
2006 Sales Tax Capital Equipment Replacement Report**

Department/Entitiy	Appropriations	Month's Expenditures	Year to Date Expenditures	Encumbrances Commitments	Balance
Human Resources	\$ 107,940	\$ -	\$ -	\$ 72,404	\$ 35,536
Finance	\$ 74,474	\$ -	\$ -	\$ 54,474	\$ 20,000
Customer Care	\$ 111,860	\$ 6,000	\$ 6,000	\$ 105,860	\$ -
Legal	\$ 4,800	\$ -	\$ -	\$ -	\$ 4,800
Asset Management	\$ 726,502	\$ 52,535	\$ 52,535	\$ 224,431	\$ 449,536
Communications	\$ 7,067	\$ -	\$ -	\$ -	\$ 7,067
Information Technology	\$ 7,054,218	\$ 198,850	\$ 198,850	\$ 2,208,961	\$ 4,646,408
Police	\$ 8,502,779	\$ 438,011	\$ 438,011	\$ 1,720,058	\$ 6,344,710
Fire	\$ 7,471,087	\$ -	\$ -	\$ 2,347,615	\$ 5,123,472
Engineering Services	\$ 42,456	\$ -	\$ -	\$ 42,456	\$ 0
Public Works	\$ 5,844,981	\$ -	\$ -	\$ 3,738,951	\$ 2,106,030
Parks & Recreation	\$ 1,049,726	\$ 14,600	\$ 14,600	\$ 605,030	\$ 430,095
Manage Entities - Culture & Recreation	\$ 173,000	\$ 73,000	\$ 73,000	\$ -	\$ 100,000
Dept. of City Experience	\$ 737,374	\$ 478	\$ 478	\$ 250,831	\$ 486,065
Development Services	\$ 330,365	\$ -	\$ -	\$ 217,896	\$ 112,469
Transfer to Other Funds*	\$ 123,000	\$ 123,000	\$ 123,000	\$ -	\$ -
Transfer to River Parks*	\$ 436,000	\$ 36,000	\$ 36,000	\$ -	\$ 400,000
Transfer to Tulsa Transit*	\$ 115,000	\$ 115,000	\$ 115,000	\$ -	\$ -
	\$ 32,912,629.00	\$ 1,057,474.09	\$ 1,057,474.09	\$ 11,588,967.66	\$ 20,266,187.25

* Total appropriation is transferred to the agency in a lump sum during the year and incorporated into their budget.

City of Tulsa
Department of Finance
FINANCIAL REPORT



SALES TAX OVERVIEW COMMITTEE

PERIOD ENDING **July 31, 2023**

City of Tulsa
Department of Finance
FINANCIAL REPORT



G. T. Bynum
Mayor

Tammy Pitts
Director of Finance

MAYOR

G. T. Bynum

CITY COUNCIL

VANESSA HALL-HARPER.....DISTRICT 1
JEANNIE CUEDISTRICT 2
CRISTA PATRICK.....DISTRICT 3
LAURA BELLIS.....DISTRICT 4
GRANT MILLER.....DISTRICT 5
CHRISTIAM BENGELDISTRICT 6
LORI DECTER WRIGHTDISTRICT 7
PHIL LAKIN JRDISTRICT 8
JAYME FOWLERDISTRICT 9

CITY AUDITOR

CATHY CRISWELL

SALES TAX OVERVIEW COMMITTEE

Ashley Webb, Chair
Kathy Sebert, Vice Chair
Linda Jenkins, Secretary

Charles Wilkes
Paul McTighe

Linda Jenkins
Sylvia Powell

Kathy Sebert

Ashley Webb
Jeff Covington
Bruce Denny

Matt Meyer

Scott Grizzle
Pamela Amburgy

Steve King
Paul Hassink
Mareo Johnson
Jennifer White

SALES TAX OVERVIEW COMMITTEE REPORT
Table of Contents

<u>FUND NO.</u>	<u>PAGE NO.</u>
TABLE OF CONTENTS	3
CONSOLIDATED REPORTS	
Balance Sheets.....	4
Schedule of Sales Tax Revenue	5
402.....2006 SPECIAL EXTENDED SALES TAX.....	6
Statement of Revenue, Expenditures, and Encumbrances.....	7
405.....2014 EXTENDED 1.1% SALES TAX.....	10
Statement of Revenue, Expenditures, and Encumbrances.....	11
409.....2020 SALES TAX.....	15
Statement of Revenue, Expenditures, and Encumbrances.....	16
40002016 LIMITED PURPOSE TEMPORARY SALES TAX	18
Statement of Revenue, Expenditures, and Encumbrances.....	19
40012016 VISION ADVANCE FUNDED REVENUE BOND FUND	21
Statement of Revenue, Expenditures, and Encumbrances.....	22
40032016 VISION ADVANCE FUNDED REVENUE BOND FUND	24
Statement of Revenue, Expenditures, and Encumbrances.....	25
40042016 VISION ADVANCE FUNDED REVENUE BOND FUND	27
Statement of Revenue, Expenditures, and Encumbrances.....	28
4260-42662008 GO BOND FUNDS	30
Statement of Revenue, Expenditures, and Encumbrances.....	31
4270-42762014 GO BOND FUNDS	34
Statement of Revenue, Expenditures, and Encumbrances.....	35
4281-42832020 GO BOND FUNDS	38
Statement of Revenue, Expenditures, and Encumbrances.....	39
COMBINED STATEMENT OF OTHER FUND ACTIVITY	44
(401, 403, 404, 425).....	45
BUDGET ACTIONS.....	46

**CITY OF TULSA, OKLAHOMA
SALES TAX OVERVIEW COMMITTEE REPORT
BALANCE SHEET
JULY 2023**

	FUND 402 2006 SPECIAL EXTENDED SALES TAX	FUND 405 2014 EXTENDED 1.1% SALES TAX	FUND 409 2020 SALES TAX	FUND 4000 2016 LIMITED PURPOSE TEMPORARY SALES TAX	FUNDS 4260 through 4266 2008 GO BOND FUNDS	FUNDS 4270 through 4276 2014 GO BOND FUNDS	FUNDS 4281 through 4285 2020 GO BOND FUNDS	TOTAL
ASSETS:								
POOLED EQUITY WITH TREASURER ACCRED INTERST RECEIVABLE	\$8,314,069.17	\$177,849,590.91	\$41,470,216.39	\$84,599,519.06	\$1,388,722.30	\$177,388,088.70	\$26,511,897.10	\$491,010,206.53
OTHER CURRENT RECEIVABLES TAX RECEIVABLE	28,738.35	605,141.35	148,046.23	288,393.58				\$1,070,319.51
			5,739,510.29	10,267,346.18				\$16,006,856.47
				1,637,650.87				\$1,637,650.87
TOTAL ASSETS	\$8,342,807.52	\$178,454,732.26	\$47,357,772.91	\$96,792,909.69	\$1,388,722.30	\$177,388,088.70	\$26,511,897.10	\$509,725,033.38
LIABILITIES, RESERVES, AND FUND BALANCE:								
LIABILITIES AND RESERVE FOR ENC.:								
ACCOUNTS PAYABLE		3,393.54	25,466.62					28,860.16
CONTRACTS PAYABLE - RETAINAGE	183,229.94	2,218,015.05	13,705.90	894,549.47	678,550.16	1,628,718.18	190,741.61	5,616,768.70
CONTRACTS RETAINAGE CLEAR PURCHASING CARD ESCROW DUE TO OTHER FUNDS		20,413.40			294,095.52			314,508.92
ADVANCES FROM OTHER FUNDS		110,149.30						110,149.30
RESERVE FOR ENCUMBRANCES	873,238.90	37,518,627.13	11,699,372.93	2,496,602.85		32,123,655.26	25,510,090.75	84,711,497.07
RESERVE FOR COMMITMENTS								
UNENCUMBERED FUND BALANCE:								
APPROPRIATED	7,075,286.49	131,349,537.93	35,619,227.46	93,401,757.37	(770,485.23)	47,480,940.59	811,064.74	314,156,264.61
UNAPPROPRIATED RESERVED FOR ADVANCES	211,052.19	7,234,595.91			1,186,561.85	96,154,774.67		104,786,984.62
TOTAL FUND BALANCE	7,286,338.68	138,584,133.84	35,619,227.46	93,401,757.37	416,076.62	143,635,715.26	811,064.74	418,943,249.23
TOTAL LIABILITIES, RESERVES, AND FUND BALANCE	\$8,342,807.52	\$178,454,732.26	\$47,357,772.91	\$96,792,909.69	\$1,388,722.30	\$177,388,088.70	\$26,511,897.10	\$509,725,033.38

CITY OF TULSA, OKLAHOMA
SALES TAX OVERVIEW COMMITTEE REPORT
SCHEDULE OF SALES TAX REVENUE
July 2023

Month	COMPARISON TO BUDGET (2022-2023)			COMPARISON TO PRIOR YEAR				
	BUDGET	ACTUAL	DIFFERENCE	2021-2022	2022-2023	AMOUNT	PERCENT	
	AMOUNT	AMOUNT		ACTUAL	ACTUAL	INCREASE (DECREASE)	INCREASE/DECREASE ACTUAL BUDGET	
July	\$ 9,720,773.00	\$ 10,349,764.41	\$ 628,991.41	\$ 9,845,859.25	\$ 10,349,764.41	\$ 503,905.16	5.1%	-1.3%
August	\$ 9,970,563.00			\$ 10,095,265.54				-1.2%
September	\$ 9,666,526.00			\$ 9,641,274.74				0.3%
October	\$ 9,626,968.00			\$ 10,019,197.63				-3.9%
November	\$ 9,648,145.00			\$ 9,615,664.08				0.3%
December	\$ 9,672,896.00			\$ 9,937,888.82				-2.7%
January	\$10,277,220.00			\$ 10,072,232.25				2.0%
February	\$10,276,136.00			\$ 10,361,581.82				-0.8%
March	\$ 8,821,273.00			\$ 9,821,460.85				-10.2%
April	\$ 9,221,522.00			\$ 9,378,599.48				-1.7%
May	\$10,073,262.00			\$ 10,291,299.34				-2.1%
June	\$ 9,713,485.00			\$ 9,712,756.46				0.0%
TOTAL	\$ 116,688,769.00	\$ 10,349,764.41	\$ 628,991.41	\$ 118,793,080.26	\$ 10,349,764.41	\$ 503,905.16	5.1%	-1.8%

PERCENT INCREASE (DECREASE) 6.08%

2006 SPECIAL EXTENDED SALES TAX

FUND 402

(SIXTH THIRD PENNY SALES TAX PROGRAM)

**CITY OF TULSA, OKLAHOMA
SALES TAX OVERVIEW COMMITTEE REPORT
FUND 402 - 2006 SPECIAL EXTENDED SALES TAX**

**STATEMENT OF REVENUES, EXPENDITURES AND ENCUMBRANCES
FOR THE ONE MONTH ENDED JULY 31, 2023**

	FY ESTIMATED REVENUES/ LIFE-TO-DATE APPROPRIATIONS	CURRENT MONTH	ACTUAL YEAR TO DATE	LIFE TO DATE	OUTSTANDING REVENUES/ BALANCE OF APPROPRIATIONS
Revenue					
Sales Tax	\$	\$	\$	\$ 430,935,953.99	\$
Donations					
Interest on Investments		13,823.53	13,823.53	16,527,547.39	(13,823.53)
Intergovernmental Revenue					
Federal, State & Local grants					
Transfers from other funds					
Miscellaneous Revenue				1,424,225.61	
Total Revenue		13,823.53	13,823.53	448,887,726.99	-13,823.53
Expenditures					
Project Expenditures	272,920,362.47	17,853.73	17,853.73	264,718,862.79	8,201,499.68
Total Expenditures	272,920,362.47	17,853.73	17,853.73	264,718,862.79	8,201,499.68
Excess (Deficiency) of Revenue Over Expenditures			(4,030.20)	184,168,864.20	
Completed Projects Encumbrances			873,216.50	174,416,586.99 873,216.50	
Excess (Deficiency) of Revenue Over Expenditures and Encumbrances			(877,246.70)	8,879,060.71	
June 30, 2022 Ending Fund Balance			8,882,061.76		
Prior year expenditures					
June 30, 2022 Encumbrances			874,245.65		
Adjusted Beginning Fund Balance			9,756,307.41		
Ending Fund Balance			\$ 8,879,060.71	\$ 8,879,060.71	

Fund 402
2006 SPECIAL EXTEND SALES TAX

as of: 7/31/2023

FUND	PROJECT	TITLE	REVISED BUDGET	MTD ACTUAL	YTD ACTUAL	LTD ACTUAL	ENC	COMM	BALANCE
402	016100	Forensic Lab Expansion	14,729,241.90	-	-	14,729,241.90	-	-	-
402	016130	Replace 2 Police Helicopters	4,344,475.00	-	-	4,344,475.00	-	-	-
402	016200	Apparatus Replacement	12,863,575.91	-	-	12,863,575.91	-	-	-
402	016240	Site Acq. For Addnl. Station	5,300,000.00	1,006.75	1,006.75	4,834,838.97	1,250.00	-	463,911.03
402	016310	Network System Replacement	1,402,150.04	-	-	1,402,150.04	-	-	-
402	017110	General Park Improvements	4,829,359.78	12,000.00	12,000.00	4,828,917.98	441.80	-	(0.00)
402	017120	Golf Course Development	459,640.57	-	-	459,640.57	-	-	-
402	017140	Tulsa Zoo Department	2,938,780.81	-	-	2,938,780.81	-	-	-
402	060020	Comprehensive Plan Update	649,253.49	-	-	649,253.49	-	-	-
402	060040	Equipment Mgmt Projects	2,242,000.00	-	-	2,242,000.00	-	-	-
402	062100	Unservd Area & Offsite Mns	7,200,000.00	-	-	7,200,000.00	-	-	-
402	062120	Sswwtp 71 Ls Expansion	400,000.00	-	-	400,000.00	-	-	-
402	062130	Spunky Crk Bsn Ms & Ls	9,497,696.77	-	-	9,497,696.77	0.00	-	(0.00)
402	062140	Lower Bird Creek Wwtp Exprn	11,000,000.00	-	-	11,000,000.00	-	-	-
402	063101	Fred Creek Drainage Imprv	12,250,000.00	-	-	12,250,000.00	-	-	(0.00)
402	063106	Elm Crk 6th St Drainage	2,000,000.00	-	-	2,000,000.00	(0.00)	-	(0.00)
402	063107	Citywide Mdp Updates	450,000.00	-	-	450,000.00	-	-	-
402	063109	Engr And Insp Svc-Fc	500,000.00	-	-	500,000.00	-	-	-
402	064001	Arterial Streets Rehab	28,169,343.33	-	-	28,116,232.47	11,612.76	-	41,498.10
402	064002	Residential Streets Rehab	25,849,169.10	-	-	25,849,169.10	0.00	-	0.00
402	064003	Traffic Signals & Lighting	2,600,000.00	-	-	2,600,000.00	0.00	-	(0.00)
402	064004	TRAFFIC SIGNAL SYNCH	1,700,000.00	-	-	1,692,173.06	-	-	7,826.94
402	064005	St Surface Rpr & Crack Seal	10,000,000.00	-	-	10,000,000.00	0.00	-	0.00
402	064060	Bridge Replacement	2,500,000.00	-	-	2,499,613.73	385.00	-	1.27
402	064062	Bridge Rehab/Repair Cw	2,500,000.00	-	-	2,488,162.31	11,837.69	-	(0.00)
402	064093	City Match-Fed/St/Co Projs	1,500,000.00	-	-	1,410,000.00	90,000.00	-	-
402	064101	41St-Garnett To 129Th E Ave	500,000.00	-	-	498,500.00	1,500.00	-	(0.00)
402	064102	81St-Memorial To Mingo	7,402,272.09	-	-	7,402,272.09	-	-	0.00
402	064103	91St & Harvard Intersection	2,217,000.00	-	-	2,217,000.00	-	-	-
402	064104	91St And Sheridan Inters	4,417,718.54	-	-	4,414,613.00	-	-	3,105.54
402	064105	61St St Riverside To Peoria	800,000.00	-	-	705,989.93	23,660.27	-	70,349.80
402	064106	Garnett-11Th To I-244	500,000.00	-	-	499,555.00	-	-	445.00
402	064107	Mingo 71St To 81St	500,000.00	-	-	498,721.40	-	-	1,278.60
402	064108	Pine St-Memorial To Mingo	500,000.00	-	-	487,498.67	(0.00)	-	12,501.33
402	064109	129Th-31St To 41St	5,500,000.00	-	-	5,500,000.00	-	-	-
402	064110	61St-Riverside To Peoria	7,369,000.00	-	-	7,369,000.00	-	-	-
402	064111	91St-Memorial To Mingo	500,000.00	-	-	65,108.17	-	-	434,891.83
402	065100	Public Facilities Renov	7,080,000.00	-	-	6,862,311.83	216,997.02	-	691.15
402	065300	Energy Efficiency Facil Impr	1,600,000.00	-	-	1,134,165.67	-	-	465,834.33
402	065320	Gilcrease Museum Renovation	4,451,158.00	-	-	4,450,747.45	410.55	-	(0.00)
402	065330	Performing Arts Ctr Renova	1,560,000.00	-	-	1,560,000.00	-	-	-
402	066210	New Fs 11-11Th/177Th	-	-	-	-	-	-	-
402	066220	Homeland Sec Equip Facil	2,708,852.22	-	-	2,708,852.22	-	-	(0.00)
402	066310	Weather Alert Sirens Repl	1,694,929.61	-	-	1,694,929.61	-	-	-

Fund 402
2006 SPECIAL EXTEND SALES TAX

as of: 7/31/2023

FUND	PROJECT	TITLE	REVISED BUDGET	MTD ACTUAL	YTD ACTUAL	LTD ACTUAL	ENC	COMM	BALANCE
402	066320	61St Twr Comm Shelter Repl	299,964.04	-	-	299,964.04	-	-	-
402	066330	Pwr Prtct Bok Comm Site Bok	104,569.00	-	-	104,569.00	-	-	-
402	066340	Log Sys 800 Mhz Radio Sys	118,787.61	-	-	118,787.61	-	-	-
402	066350	Computer Sys Repl/Enhance	511,449.95	-	-	511,449.95	-	-	-
402	067120	Plgnd Splashpad Park Surfs	3,095,280.61	4,846.98	4,846.98	3,029,533.40	-	-	65,747.21
402	067130	Playground Equip Repl/Renov	1,063,517.00	-	-	1,054,597.78	-	-	8,919.22
402	067170	Carl Smith Facil Devel	235,421.96	-	-	231,991.95	3,430.01	-	0.00
402	067510	Trails Resurf And Widening	2,924,423.01	-	-	2,924,423.01	-	-	-
402	067520	EST BANK IMPR 11TH-21STS	5,250,000.00	-	-	346,031.29	-	-	4,903,968.71
402	067530	RVR WST FESTIVAL PRK RENOV	7,491,683.05	-	-	7,491,683.05	-	-	-
402	067540	RIVER PRKS FACIL REHAB/REPL	345,186.15	-	-	345,186.15	-	-	-
402	068100	Tda Downtown Prop Acq	1,720,000.00	-	-	1,720,000.00	-	-	-
402	068110	Kendall Whittier Plan Impl	5,000,000.00	-	-	5,000,000.00	-	-	-
402	068120	Dirty Butter Crk Acq Ph2	2,096,066.28	-	-	2,096,066.28	-	-	0.00
402	068130	Downtown Signage	1,813,710.24	-	-	1,813,710.24	-	-	-
402	068140	Econ Devel Infrastructure	3,000,000.00	-	-	3,000,000.00	-	-	-
402	068160	New Parking Garage	5,000,000.00	-	-	4,488,308.60	511,691.40	-	0.00
402	069100	Mtta System Projects	2,410,000.00	-	-	2,409,999.89	-	-	0.11
402	096005	Electronic Ticketing Equip	182,707.40	-	-	182,707.40	-	-	-
402	144104	Riverside Dr & Rltd Infrstr	250,252.64	-	-	250,252.64	-	-	-
402	146200	Fire - SCBA	94,389.51	-	-	94,389.51	-	-	-
402	156000	Radio Sys Upgrd & Assc Equip	3,545,000.00	-	-	3,545,000.00	-	-	-
402	170101	Capital Equipment	172,000.00	-	-	172,000.00	-	-	0.00
402	203400001Z	Tulsa Zoo Department	1,027,836.86	-	-	451,650.93	-	-	576,185.93
402	914411	Tulsa Trails	1,492,500.00	-	-	1,492,500.00	0.00	-	(0.00)
402	962301	Tulsa Convention Center Impr	2,000,000.00	-	-	1,981,869.61	0.00	-	18,130.39
402	966120	Gilcrease Exp Osage Exp-41st	4,500,000.00	-	-	4,500,000.00	-	-	-
			\$ 272,920,362.47	\$ 17,853.73	\$ 17,853.73	\$ 264,971,859.48	\$ 873,216.50	\$ -	\$ 7,075,286.49

2014 EXTENDED 1.1% SALES TAX

FUND 405

(2014 EXTENDED 1.1% SALES TAX FUND)

**CITY OF TULSA, OKLAHOMA
SALES TAX OVERVIEW COMMITTEE REPORT
FUND 405 - 2014 EXTENDED 1.1% SALES TAX**

**STATEMENT OF REVENUES, EXPENDITURES AND ENCUMBRANCES
FOR THE ONE MONTH ENDED JULY 31, 2023**

	FY ESTIMATED REVENUES/ LIFE-TO-DATE APPROPRIATIONS	CURRENT MONTH	ACTUAL YEAR TO DATE	LIFE TO DATE	OUTSTANDING REVENUES/ BALANCE OF APPROPRIATIONS
Revenue					
Sales Tax	\$	\$	\$	\$ 551,323,376.53	\$
Donations					
Interest on Investments		296,027.57	296,027.57	19,730,170.06	(296,027.57)
Intergovernmental Revenue					
Federal, State & Local grants					
Transfers from other funds					
Miscellaneous Revenue				98,580.75	
Total Revenue		296,027.57	296,027.57	571,152,127.34	-296,027.57
Expenditures					
Project Expenditures	579,639,705.22	-849,015.13	-849,015.13	402,019,410.74	177,620,294.48
Total Expenditures	579,639,705.22	-849,015.13	-849,015.13	402,019,410.74	177,620,294.48
Excess (Deficiency) of Revenue					
Over Expenditures			1,145,042.70	169,132,716.60	
Completed Projects					
Encumbrances			37,741,131.38	37,741,131.38	
Excess (Deficiency) of Revenue Over					
Expenditures and Encumbrances			(36,596,088.68)	131,391,585.22	
June 30, 2022 Ending Fund Balance					
Prior year expenditures			129,725,585.23		
June 30, 2022 Encumbrances					
			38,262,088.67		
Adjusted Beginning Fund Balance					
			167,987,673.90		
Ending Fund Balance					
			\$ 131,391,585.22	\$ 131,391,585.22	

Fund 405
2014 SALES TAX

as of: 7/31/2023

FUND	PROJECT	TITLE	REVISED BUDGET	MTD ACTUAL	YTD ACTUAL	LTD ACTUAL	ENC	COMM	BALANCE
405	140040	Cng Fuel Expansion	1,800,000.00	-	-	1,787,810.17	-	-	12,189.83
405	140050	Radio Frequency ID Devices	750,000.00	-	-	-	-	-	750,000.00
405	140060	Emd Emergency Generators	200,000.00	-	-	196,879.85	3,120.15	-	0.00
405	140070	Emd Facilities Maintenance	1,000,000.00	-	-	855,975.46	33,000.00	-	111,024.54
405	140080	Emd Lights, Hvac, Plumbing	2,300,000.00	-	-	1,475,412.70	4,945.00	-	819,642.30
405	140100	Capital Equipment	46,235,000.00	-	-	46,234,996.00	-	-	4.00
405	143001	Levee District #12 Rehab	3,400,000.00	(960,155.50)	(960,155.50)	446,463.00	120,002.85	-	2,833,534.15
405	144003	Citywide Guardrail Repl	1,000,000.00	-	-	534,786.79	62,086.19	-	403,127.02
405	144004	CW Traffic Signalization	2,000,000.00	-	-	1,417,332.59	407,691.59	-	174,975.82
405	144005	Roadway & Pedestrian Lights	1,000,000.00	-	-	890,217.47	109,782.53	-	0.00
405	144006	Signing Pvmt Mark Dlintion	2,510,000.00	-	-	1,767,436.58	209,130.94	-	533,432.48
405	144007	Traffic Calming & Safety	1,000,000.00	-	-	1,000,000.00	(0.00)	-	0.00
405	144008	TRAFFIC SIGNAL INSTALLATION	3,045,164.92	-	-	2,584,238.06	178,992.80	-	281,934.06
405	144009	TRAFFIC SIGNAL POLE RPL	1,000,000.00	-	-	819,100.37	17,464.78	-	163,434.85
405	144010	Creek Turnpike Trail Bridge	200,000.00	-	-	85,316.09	8,583.91	-	106,100.00
405	144011	GPS Emgency Vehicle Preemp Sys	400,000.00	-	-	400,000.00	-	-	-
405	144017	Art Street Rehab & Citywide	127,340,000.00	9,008.28	9,008.28	74,847,652.16	2,569,405.98	-	49,922,941.86
405	144018	Bike Ped Master Plan Improv	4,200,000.00	720.00	720.00	4,176,816.08	21,378.92	-	1,805.00
405	144019	IDL Entrance Rehab	3,000,000.00	-	-	3,000,000.00	(0.00)	-	0.00
405	144020	Citywide-Arterial Rt&Pv Main	3,120,000.00	-	-	3,037,318.98	(0.00)	-	82,681.02
405	144063	Bridge Replacement And Rehab	14,685,000.00	-	-	7,741,191.14	220,675.94	-	6,723,132.92
405	144093	Citywide Matching Funds	3,429,500.00	-	-	3,429,500.00	0.00	-	0.00
405	144094	ODOT Rehab & Replacement	3,800,000.00	-	-	3,770,928.06	(0.00)	-	29,071.94
405	144101	Yale Ave 81St - 91St Wdn	35,250,000.00	-	-	14,174,693.76	10,770,172.17	-	10,305,134.07
405	144102	81St St Sheridan - Meml Wdn	12,000,000.00	330.00	330.00	9,640,798.98	107,329.18	-	2,251,871.84
405	144103	Yale 96th - 101st St Wdn	13,000,000.00	-	-	11,406,496.12	168,336.52	-	1,425,167.36
405	144104	Riverside Dr & Rltd Infrstr	19,678,159.48	-	-	19,657,945.32	20,214.16	-	0.00
405	144105	25 W Ave: Edison-Apache (DS-W)	750,000.00	-	-	750,000.00	0.00	-	(0.00)
405	144108	Pine St: Mingo-U.S. 169 (DS-W)	500,000.00	-	-	-	438,800.00	-	61,200.00
405	144109	Ada Transition Plan - Street	10,200,000.00	-	-	6,395,530.28	175,049.07	-	3,629,420.65
405	144120	Gilcrease Exp Local Match	7,500,000.00	-	-	3,439,884.37	1,025,000.00	-	3,035,115.63
405	145100	Ada Transition Plan - Bldgs	1,275,000.00	-	-	499,305.20	150,550.42	-	625,144.38
405	145200	Ada Transition Plan - Parks	1,140,000.00	-	-	949,270.19	25,027.05	-	165,702.76
405	145300	Public Facilities, Otc	3,295,000.00	-	-	1,413,169.77	428,849.59	-	1,452,980.64
405	145330	Pac - Fire Alarm System	520,000.00	-	-	315,379.37	204,620.63	-	(0.00)
405	145340	Pac - Fire Sprinklers	1,140,000.00	-	-	537,678.80	556,424.11	-	45,897.09
405	145350	Pac - Renovations	1,840,000.00	-	-	1,198,903.13	641,096.87	-	0.00
405	145360	Pac - Fan Coil Replacement	555,000.00	-	-	548,127.45	6,872.55	-	0.00
405	145370	Pac - Hvac Motor Replacement	175,000.00	-	-	20,000.00	155,000.00	-	-
405	145380	PAC: Roof Replacement	1,300,000.00	-	-	1,241,015.27	10,353.77	-	48,630.96
405	145400	Public Facilities, Roofing	3,000,000.00	12,921.62	12,921.62	2,829,818.62	150,557.39	-	19,623.99
405	145500	Animal Shelter Expn Ph 1	8,850,000.00	9,619.78	9,619.78	287,874.83	255,634.58	-	8,306,490.59
405	145600	Animal Shelter Facility Imp	750,000.00	-	-	705,467.71	-	-	44,532.29
405	145610	Gm - Cctv Camera Upgrade	491,854.46	-	-	491,854.46	-	-	0.00
405	145620	Gilcrease Lib/Arch Storage	300,000.00	-	-	300,000.00	-	-	0.00

Fund 405
2014 SALES TAX

as of: 7/31/2023

FUND	PROJECT	TITLE	REVISED BUDGET	MTD ACTUAL	YTD ACTUAL	LTD ACTUAL	ENC	COMM	BALANCE
405	145630	Helmerich Hall Floor Repl	1,374.12	-	-	1,374.12	-	-	(0.00)
405	145640	Gilcrease: Gallery wood floor	-	-	-	-	-	-	-
405	145650	GM - Grease Trap & Sewer	54,047.48	-	-	54,047.48	-	-	-
405	145660	GM - Gallery Lighting Cntrls	218,393.61	-	-	218,393.61	0.00	-	(0.00)
405	145670	GM - Fire Suppression	43,119.58	-	-	43,119.51	-	-	0.07
405	145680	Gilcrease: Kitchen renovation	-	-	-	-	-	-	-
405	145690	GM - Perimeter Fence	30,595.39	-	-	30,595.39	-	-	0.00
405	145700	GM - Public Restroom	11,553.31	-	-	11,553.31	-	-	0.00
405	145710	Gilcrease: Restore N Park	-	-	-	-	-	-	-
405	145710A	Gilcrease: Restore N Park	-	-	-	-	-	-	-
405	145720	GM HVAC Humidification	1,078,145.54	-	-	976,129.11	-	-	102,016.43
405	145730	Gilcrease: Chromatic Glass	-	-	-	-	-	-	-
405	145740	GM Chilled Water Drive	155,000.00	-	-	155,000.00	-	-	-
405	145750	GM HVAC Controls	400,000.00	-	-	400,000.00	-	-	-
405	145760	GM - Halon Fire Suppression	632,623.06	-	-	632,623.06	0.00	-	(0.00)
405	145770	Gilcrease: Parking Expansion	-	-	-	-	-	-	-
405	145780	GM - Roof Replacement	1,322,531.58	-	-	1,322,531.58	-	-	(0.00)
405	145790	GM - Thoms Gilcrease Roof	518,324.73	-	-	518,324.73	-	-	-
405	145800	Tulsa Centrl Library Project	10,000,000.00	-	-	10,000,000.00	-	-	-
405	146100	Helicopter Replacement	2,802,000.00	-	-	2,802,000.00	-	-	-
405	146110	Police Academy-Crt-Compstat	4,040,000.00	-	-	2,943,752.18	-	-	1,096,247.82
405	146120	Uniform Division Renovations	3,000,000.00	-	-	348,253.00	42,410.00	-	2,609,337.00
405	146130	Police Capital Equipment	22,265,000.00	-	-	22,265,000.00	-	-	-
405	146200	Fire - SCBA	2,600,000.00	-	-	2,600,000.00	-	-	-
405	146210	Apparatus Replacement	17,000,000.00	-	-	16,166,371.83	794,765.36	-	38,862.81
405	146220	Fire Station Rehabilitation	7,250,000.00	21,024.90	21,024.90	6,639,578.12	365,621.36	-	244,800.52
405	146230	Fire Station Generators	1,500,000.00	-	-	1,441,943.79	19,850.48	-	38,205.73
405	146240	Fire Department Facilities	2,000,000.00	-	-	180,057.50	62,604.50	-	1,757,338.00
405	146300	Financial Sys Replacement	10,000,000.00	-	-	8,540,491.86	-	-	1,459,508.14
405	146310	Law Enforcement Records Mgmt	7,030,000.00	3,393.54	3,393.54	5,994,364.92	253,386.19	132,300.00	649,948.89
405	147100	Rp - Park Facilities Refurb	4,000,000.00	-	-	3,248,960.73	-	-	751,039.27
405	147120	Reed - Pool Reconstruction	2,410,000.00	9,163.70	9,163.70	2,358,763.54	51,236.46	-	(0.00)
405	147130	Security System Upgrades	160,000.00	-	-	140,896.78	15,564.24	-	3,538.98
405	147140	Tiger & Snow Leopard Exhibit	3,165,497.09	-	-	3,165,497.09	-	-	-
405	147150	Carnivores Exhibits	8,000,000.00	-	-	619.32	7,999,380.68	-	-
405	147160	Hicks Park Improvements	635,000.00	-	-	633,313.45	1,686.55	-	(0.00)
405	147170	Hunter: Restroom (Exp & Repr)	400,000.00	-	-	-	-	-	400,000.00
405	147180	Lacy Park Master Plan - Ph 1	3,600,000.00	-	-	3,600,000.00	-	-	(0.00)
405	147190	Water Playgrounds	1,580,000.00	-	-	1,580,000.00	0.00	-	(0.00)
405	147200	Rp - Pedestrian Bridge Imp	7,760,000.00	-	-	7,743,717.33	16,281.67	-	1.00
405	147210	Mohawk Golf Club House	265,000.00	-	-	185,360.51	48,932.00	-	30,707.49
405	147220	Page Belcher Improvements	400,000.00	-	-	176,814.20	4,976.00	-	218,209.80
405	147230	Savage Park Improvements	120,000.00	-	-	15,313.82	8,501.87	-	96,184.31
405	147240	Whiteside Plumbing Repairs	355,000.00	-	-	251,097.34	(0.00)	-	103,902.66
405	147250	Woodward: Comp Landscaping	4,850,000.00	4,711.19	4,711.19	1,173,994.77	74,814.35	-	3,601,190.88

Fund 405
2014 SALES TAX

as of: 7/31/2023

FUND	PROJECT	TITLE	REVISED BUDGET	MTD ACTUAL	YTD ACTUAL	LTD ACTUAL	ENC	COMM	BALANCE
405	147260	Cousins Park Improvements	1,975,000.00	-	-	-	-	-	1,975,000.00
405	147270	Carl Smith Improvements	185,000.00	-	-	76,935.35	7,388.98	-	100,675.67
405	147300	Chamberlain - Pool Reconstruct	2,424,185.98	-	-	241,526.09	25,057.68	-	2,157,602.21
405	147400	Lacy - Pool	2,640,000.00	-	-	2,634,677.94	2,450.08	-	2,871.98
405	147500	Mcclure - Pool	4,725,000.00	-	-	4,521,834.20	10,372.73	-	192,793.07
405	147510	Whiteside Pool	1,350,000.00	-	-	1,349,674.19	0.00	-	325.81
405	147520	Playground Safety Surfaces	7,300,000.00	4,723.84	4,723.84	2,982,604.36	478,258.46	-	3,839,137.18
405	148100	Annual Economic Development	6,675,000.00	-	-	4,365,487.55	1,218,284.70	-	1,091,227.75
405	148110	Op Ser - Strategic Mobility	1,500,000.00	-	-	528,679.00	20,000.00	-	951,321.00
405	148120	Op Ser - Corridor & Small Ar	2,000,000.00	-	-	1,132,935.44	7,390.19	-	859,674.37
405	148130	Op Ser - Northland Str. Acq	5,000,000.00	-	-	2,695,971.00	12,964.35	-	2,291,064.65
405	148140	Retail and Res Development	4,000,000.00	-	-	3,998,400.00	-	-	1,600.00
405	148150	Pearl District Flood Control	5,000,000.00	-	-	2,747,184.21	99,138.06	-	2,153,677.73
405	148160	Charles Page Boulevard - Plan	445,000.00	-	-	126,306.51	60,795.96	-	257,897.53
405	148170	Eugene Field Redevelopment	10,900,000.00	523.52	523.52	9,114,260.45	1,694,448.75	-	91,290.80
405	148180	Route 66 Restrooms & Parking	550,000.00	-	-	524,394.54	0.00	-	25,605.46
405	149100	Transit Coach & Lift Match	14,750,000.00	35,000.00	35,000.00	9,410,073.60	-	-	5,339,926.40
405	149200	Peoria (Brt) Project	14,052,005.06	-	-	13,634,729.05	2.00	-	417,274.01
405	193400000Z	Zoo Playground	1,650,000.00	-	-	1,451,728.18	-	-	198,271.82
405	2059FR0046	Consulting Services - Match	70,500.00	-	-	27,488.00	-	-	43,012.00
405	2125X0001Z	Computer Aided Dispatch (CAD)	660,000.00	-	-	659,998.00	-	-	2.00
405	2132X0001Z	MTTA Parking Lot	947,994.94	-	-	689,501.75	-	-	258,493.19
405	2134B0001Z	Gilcrease Museum Facility Imp	8,262,134.89	-	-	1,772,657.34	4,955,668.09	-	1,533,809.46
			\$ 579,639,705.22	\$ (849,015.13)	\$ (849,015.13)	\$ 410,549,485.91	\$ 37,608,381.38	\$ 132,300.00	\$ 131,349,537.93

2020 SALES TAX

FUND 409

(2020 SALES TAX FUND)

**CITY OF TULSA, OKLAHOMA
SALES TAX OVERVIEW COMMITTEE REPORT
FUND 409 - 2020 SALES TAX**

**STATEMENT OF REVENUES, EXPENDITURES AND ENCUMBRANCES
FOR THE ONE MONTH ENDED JULY 31, 2023**

	FY ESTIMATED REVENUES/ LIFE-TO-DATE APPROPRIATIONS	CURRENT MONTH	ACTUAL YEAR TO DATE	LIFE TO DATE	OUTSTANDING REVENUES/ BALANCE OF APPROPRIATIONS
Revenue					
Sales Tax	\$ 41,840,595.00	\$ 3,711,070.90	\$ 3,711,070.90	\$ 89,311,522.88	\$ 38,129,524.10
Donations					
Interest on Investments		72,636.74	72,636.74	839,343.40	(72,636.74)
Intergovernmental Revenue					
Federal, State & Local grants					
Transfers from other funds					
Miscellaneous Revenue					
Total Revenue	<u>41,840,595.00</u>	<u>3,783,707.64</u>	<u>3,783,707.64</u>	<u>90,150,866.28</u>	<u>38,056,887.36</u>
Expenditures					
Project Expenditures	110,833,334.00	1,363,003.86	1,363,003.86	43,967,803.16	66,865,530.84
Total Expenditures	<u>110,833,334.00</u>	<u>1,363,003.86</u>	<u>1,363,003.86</u>	<u>43,967,803.16</u>	<u>66,865,530.84</u>
Excess (Deficiency) of Revenue Over Expenditures			2,420,703.78	46,183,063.12	
Completed Projects Encumbrances			<u>12,259,424.14</u>	<u>12,259,424.14</u>	
Excess (Deficiency) of Revenue Over Expenditures and Encumbrances			(9,838,720.36)	33,923,638.98	
June 30, 2022 Ending Fund Balance			25,377,927.47		
Prior year expenditures					
June 30, 2022 Encumbrances			<u>18,384,431.87</u>		
Adjusted Beginning Fund Balance			43,762,359.34		
Ending Fund Balance			<u>\$ 33,923,638.98</u>	<u>\$ 33,923,638.98</u>	

Fund 409
2022 SALES TAX

as of: 7/31/2023

FUND	PROJECT	TITLE	REVISED BUDGET	MTD ACTUAL	YTD ACTUAL	LTD ACTUAL	ENC	COMM	BALANCE
409	2215X00001	Capital Equipment	33,833,334.00	939,814.84	939,814.84	23,495,370.76	-	-	10,337,963.24
409	2225X00013	Fire Apparatus and Equipment	18,600,000.00	-	-	10,189,768.35	4,376,158.64	-	4,034,073.01
409	2225X00014	911 Station Alert System	3,000,000.00	-	-	-	-	-	3,000,000.00
409	2225X00015	Police Helicopter Replacement	4,500,000.00	-	-	-	4,022,634.00	477,366.00	-
409	2225X00016	Municipal Lockup Data Storage	510,000.00	-	-	-	-	-	510,000.00
409	2234B00000	Greenwood Cultural Center Reha	5,340,000.00	-	-	240,905.58	592,619.45	-	4,506,474.97
409	2234B00004	Gilcrease Museum Improvements	6,660,000.00	-	-	6,660,000.00	-	-	-
409	2234B00006	CW- Public Facilities - Roofs	1,400,000.00	264,210.01	264,210.01	264,919.29	735,080.71	-	400,000.00
409	2234B00007	Animal Shelter Phase II	2,080,000.00	-	-	-	-	-	2,080,000.00
409	2234B00008	One Technology Center - Maint/	300,000.00	-	-	25,196.60	-	-	274,803.40
409	2234B00024	CW - Public Facilities Rehab/R	2,950,000.00	-	-	12,005.76	403,070.20	120,000.00	2,414,924.04
409	2234B00025	ADA Imp for City Facilities	1,250,000.00	-	-	-	-	-	1,250,000.00
409	2235X00019	Transit Fleet Replacement	6,300,000.00	-	-	1,085,331.80	-	-	5,214,668.20
409	2236S00002	Parking Facilities	8,000,000.00	-	-	8,000,000.00	-	-	-
409	2242P00030	Swan Lake Rehabilitation	1,700,000.00	25,466.62	25,466.62	25,466.62	102,881.96	-	1,571,651.42
409	2244B00009	CW - Park Facilities	5,250,000.00	133,512.39	133,512.39	456,905.79	1,191,479.30	3,500.00	3,598,114.91
409	2244B00027	ADA Imp for City Parks	1,000,000.00	-	-	-	-	-	1,000,000.00
409	2244P00010	CW - Outdoor Park Play Ameniti	500,000.00	-	-	-	-	-	500,000.00
409	2244P00011	CW - Tennis Court Rehab/Replac	1,200,000.00	-	-	-	95,141.88	-	1,104,858.12
409	2244P00012	Fred Johnson Rehab	3,125,000.00	-	-	34,638.00	5,312.00	-	3,085,050.00
409	2258X00017	CW - Eco Devo Infrastructure	2,850,000.00	-	-	-	-	-	2,850,000.00
409	2259X00018	CW - Commtty Dev Priority Proje	485,000.00	-	-	196,048.43	134,180.00	-	154,771.57
			\$ 110,833,334.00	\$ 1,363,003.86	\$ 1,363,003.86	\$ 50,686,556.98	\$ 11,658,558.14	\$ 600,866.00	\$ 47,887,352.88

**2016 VISION TULSA ECONOMIC
DEVELOPMENT SALES FUND**

FUND 4000

(2016 LIMITED PURPOSE TEMPORARY SALES TAX FUND)

**CITY OF TULSA, OKLAHOMA
SALES TAX OVERVIEW COMMITTEE REPORT
FUND 4000 - 2016 VISION TULSA ECONOMIC DEVELOPMENT**

**STATEMENT OF REVENUES, EXPENDITURES AND ENCUMBRANCES
FOR THE ONE MONTH ENDED JULY 31, 2023**

	FY ESTIMATED REVENUES/ LIFE-TO-DATE APPROPRIATIONS	CURRENT MONTH	ACTUAL YEAR TO DATE	LIFE TO DATE	OUTSTANDING REVENUES/ BALANCE OF APPROPRIATIONS
Revenue					
Sales Tax	\$ 74,848,175.00	\$ 6,638,693.51	\$ 6,638,693.51	\$ 306,490,711.69	\$ 68,209,481.49
Donations					
Interest on Investments		134,919.50	134,919.50	3,512,810.64	(134,919.50)
Intergovernmental Revenue					
Federal, State & Local grants					
Transfers from other funds					
Miscellaneous Revenue					
Total Revenue	<u>74,848,175.00</u>	<u>6,773,613.01</u>	<u>6,773,613.01</u>	<u>310,003,522.33</u>	<u>68,074,561.99</u>
Expenditures					
Project Expenditures	<u>332,123,894.98</u>	<u>4,658,699.48</u>	<u>4,658,699.48</u>	<u>228,093,110.27</u>	<u>104,030,784.71</u>
Total Expenditures	<u>332,123,894.98</u>	<u>4,658,699.48</u>	<u>4,658,699.48</u>	<u>228,093,110.27</u>	<u>104,030,784.71</u>
Excess (Deficiency) of Revenue Over Expenditures			2,114,913.53	81,910,412.06	
Completed Projects Encumbrances			<u>2,556,602.85</u>	<u>2,556,602.85</u>	
Excess (Deficiency) of Revenue Over Expenditures and Encumbrances			(441,689.32)	79,353,809.21	
June 30, 2023 Ending Fund Balance			77,299,614.67		
Prior year expenditures					
June 30, 2023 Encumbrances			<u>2,495,883.86</u>		
Adjusted Beginning Fund Balance			79,795,498.53		
Ending Fund Balance			<u>\$ 79,353,809.21</u>	<u>\$ 79,353,809.21</u>	

Fund 4000
2016 VISION ED CAPITAL PROJ

as of: 7/31/2023

FUND	PROJECT	TITLE	REVISED BUDGET	MTD ACTUAL	YTD ACTUAL	LTD ACTUAL	ENC	COMM	BALANCE
4000	170000	Zink Lake and Related Improvem	21,690,000.00	-	-	17,970,984.55	1,937,380.08	-	1,781,635.37
4000	170005	Low-Water Dam and Pedestrian B	15,974,000.00	-	-	-	-	-	15,974,000.00
4000	170010	Turkey Mountain Urban Wilderne	2,600,000.00	-	-	2,600,000.00	-	-	-
4000	170015	Levee Dist #12 Rehab (Match)	5,000,000.00	-	-	-	-	-	5,000,000.00
4000	170020	Trail E Bank 101 Cousins Park	2,400,000.00	-	-	69,165.48	19.59	-	2,330,814.93
4000	170025	23rd Jackson Redevelop Study	1,000,000.00	-	-	762,600.95	610.71	-	236,788.34
4000	170035	Cox Center & Dist Master Plan	14,100,000.00	-	-	14,100,000.00	(0.00)	-	0.00
4000	170060	BMX National Headquarters	5,801.19	-	-	-	-	-	5,801.19
4000	170065	South Mingo Corridor	1,000,000.00	-	-	977,296.50	-	-	22,703.50
4000	170075	Capital Equip (Non Pub Safety)	9,000,000.00	250,000.00	250,000.00	6,250,000.00	-	-	2,750,000.00
4000	170080ENGR	CW & Rt 66 Beaut Rvst_ENGR	1,500,000.00	-	-	-	-	-	1,500,000.00
4000	170080MOED	CW & Rt 66 Beaut Rvst_MOED	3,550,000.00	-	-	2,357,000.00	228,000.00	-	965,000.00
4000	170080PLAN	CW & Rt 66 Beaut Rvst_PLAN	1,620,093.79	15,187.81	15,187.81	784,937.70	165,392.47	50,000.00	619,763.62
4000	170085	Peoria - Mohawk: Business Park	3,300,000.00	-	-	1,817,410.02	0.00	-	1,482,589.98
4000	170090	Public School Partnership	8,600,000.00	-	-	5,353,154.65	-	-	3,246,845.35
4000	170095	Community Health Connection	4,570,000.00	-	-	4,570,000.00	-	-	-
4000	170105	Discovery Lab Site	-	-	-	-	-	-	-
4000	170110	N Peoria Conn 56-Mohawk	3,100,000.00	-	-	-	-	-	3,100,000.00
4000	170125	McCullough Park	3,060,000.00	320.00	320.00	3,016,328.89	0.00	-	43,671.11
4000	170145	Tulsa Arts Commission	1,050,000.00	1,800.00	1,800.00	680,989.19	175,200.00	-	193,810.81
4000	170155	PAC Improvement Master Plan	1,000,000.00	-	-	1,000,000.00	-	-	0.00
4000	170160	Transfer to TPFA 2017	228,004,000.00	4,391,391.67	4,391,391.67	166,317,516.68	-	-	61,686,483.32
			\$ 332,123,894.98	\$ 4,658,699.48	\$ 4,658,699.48	\$ 228,627,384.61	\$ 2,506,602.85	\$ 50,000.00	\$ 100,939,907.52

2016 VISION ADVANCE FUNDED REVENUE BOND FUND

FUND 4001

(2016 ADVANCE FUNDED BOND FUND)

**CITY OF TULSA, OKLAHOMA
SALES TAX OVERVIEW COMMITTEE REPORT
FUND 4001 - 2017 VISION ECONOMIC DEVELOPMENT BOND ISSUE 1**

**STATEMENT OF REVENUES, EXPENDITURES AND ENCUMBRANCES
FOR THE ONE MONTH ENDED JULY 31, 2023**

	FY ESTIMATED REVENUES/ LIFE-TO-DATE APPROPRIATIONS	CURRENT MONTH	ACTUAL YEAR TO DATE	LIFE TO DATE	OUTSTANDING REVENUES/ BALANCE OF APPROPRIATIONS
Revenue					
Bond Sale Receipts	\$	\$	\$	\$ 115,300,000.00	\$
Donations					
Miscellaneous Revenue				3,175,000.00	
Total Revenue				<u>118,475,000.00</u>	
Expenditures					
Project Expenditures	118,475,000.00	130.00	130.00	114,910,283.40	3,564,716.60
Total Expenditures	<u>118,475,000.00</u>	<u>130.00</u>	<u>130.00</u>	<u>114,910,283.40</u>	<u>3,564,716.60</u>
Excess (Deficiency) of Revenue Over Expenditures			(130.00)	3,564,716.60	
Completed Projects Encumbrances			<u>1,191,633.50</u>	<u>1,191,633.50</u>	
Excess (Deficiency) of Revenue Over Expenditures and Encumbrances			(1,191,763.50)	2,373,083.10	
June 30, 2022 Ending Fund Balance			2,373,213.10		
Prior year expenditures					
June 30, 2022 Encumbrances			<u>1,191,633.50</u>		
Adjusted Beginning Fund Balance			<u>3,564,846.60</u>		
Ending Fund Balance			<u>\$ 2,373,083.10</u>	<u>\$ 2,373,083.10</u>	

Fund 4001
2017 VISION ED ISSUE 1

as of: 7/31/2023

FUND	PROJECT	TITLE	REVISED BUDGET	MTD ACTUAL	YTD ACTUAL	LTD ACTUAL	ENC	COMM	BALANCE
4001	170000	Zink Lake and Related Improve	24,425,000.00	-	-	24,299,862.85	125,137.15	-	(0.00)
4001	170030	Gilcrease Museum Expansion	1,000,000.00	-	-	1,000,000.00	-	-	(0.00)
4001	170035	Cox Center & Dist Master Plan	13,250,000.00	-	-	13,144,135.27	105,864.73	-	(0.00)
4001	170040	Tulsa Fairgrounds	26,325,000.00	-	-	26,325,000.00	0.00	-	(0.00)
4001	170045	Airport Infrastructure	9,100,000.00	-	-	8,879,996.59	213,469.20	-	6,534.21
4001	170055	Langston Health Complex Exp	1,800,000.00	-	-	1,800,000.00	-	-	0.00
4001	170060	BMX National Headquarters	1,350,000.00	-	-	1,350,000.00	(0.00)	-	0.00
4001	170065	South Mingo Corridor	11,000,000.00	-	-	8,404,689.31	717,162.42	-	1,878,148.27
4001	170070	Public School Safety First	5,000,000.00	130.00	130.00	4,985,222.00	(0.00)	-	14,778.00
4001	170095	Community Health Connection	5,405,000.00	-	-	5,405,000.00	-	-	-
4001	170100	Air National Guard Training Ce	9,400,000.00	-	-	9,370,000.00	30,000.00	-	0.00
4001	170110	N Peoria Conn 56-Mohawk	900,000.00	-	-	900,000.00	-	-	(0.00)
4001	170115	TCC Career Placement	5,320,000.00	-	-	5,320,000.00	-	-	-
4001	170120	UCAT Auth OSU Tulsa	-	-	-	-	-	-	-
4001	170130	Mohawk Sports Complex	3,500,000.00	-	-	3,475,000.00	(0.00)	-	25,000.00
4001	170135	Go Plan Priority Projects	-	-	-	-	-	-	-
4001	170140	Rt 66 Village Train Depot	400,000.00	-	-	400,000.00	-	-	-
4001	170150A	2017 Vision ED Issue Costs_1	300,000.00	-	-	226,339.38	-	-	73,660.62
			\$ 118,475,000.00	\$ 130.00	\$ 130.00	\$ 115,285,245.40	\$ 1,191,633.50	\$ -	\$ 1,998,121.10

**2016 VISION ADVANCE FUNDED
REVENUE BOND FUND**

FUND 4003

(2016 ADVANCE FUNDED BOND FUND)

**CITY OF TULSA, OKLAHOMA
SALES TAX OVERVIEW COMMITTEE REPORT
FUND 4003 - 2017 VISION ECONOMIC DEVELOPMENT BOND ISSUE 2**

**STATEMENT OF REVENUES, EXPENDITURES AND ENCUMBRANCES
FOR THE ONE MONTH ENDED JULY 31, 2023**

	FY ESTIMATED REVENUES/ LIFE-TO-DATE APPROPRIATIONS	CURRENT MONTH	ACTUAL YEAR TO DATE	LIFE TO DATE	OUTSTANDING REVENUES/ BALANCE OF APPROPRIATIONS
Revenue					
Bond Sale Receipts	\$	\$	\$	\$ 118,100,000.00	\$
Donations					
Miscellaneous Revenue					
Total Revenue				<u>118,100,000.00</u>	
Expenditures					
Project Expenditures	118,100,000.00	42,500.00	42,500.00	110,851,009.10	7,248,990.90
Total Expenditures	<u>118,100,000.00</u>	<u>42,500.00</u>	<u>42,500.00</u>	<u>110,851,009.10</u>	<u>7,248,990.90</u>
Excess (Deficiency) of Revenue Over Expenditures			(42,500.00)	7,248,990.90	
Completed Projects Encumbrances			<u>5,044,180.66</u>	<u>5,044,180.66</u>	
Excess (Deficiency) of Revenue Over Expenditures and Encumbrances			(5,086,680.66)	2,204,810.24	
June 30, 2022 Ending Fund Balance			1,616,107.21		
Prior year expenditures					
June 30, 2022 Encumbrances			<u>5,675,383.69</u>		
Adjusted Beginning Fund Balance			7,291,490.90		
Ending Fund Balance			<u>\$ 2,204,810.24</u>	<u>\$ 2,204,810.24</u>	

Fund 4003
2017 VISION ED ISSUE 2

as of: 7/31/2023

FUND	PROJECT	TITLE	REVISED BUDGET	MTD ACTUAL	YTD ACTUAL	LTD ACTUAL	ENC	COMM	BALANCE
4003	170000	Zink Lake and Related Improvem	16,885,000.00	-	-	12,533,925.16	3,765,624.56	-	585,450.28
4003	170005	Low-Water Dam and Pedestrian B	-	-	-	-	-	-	-
4003	170010	Turkey Mountain Urban Wilderne	5,000,000.00	-	-	4,999,980.00	-	-	20.00
4003	170030	Gilcrease Museum Expansion	6,000,000.00	-	-	5,996,747.24	0.01	-	3,252.75
4003	170035	Cox Center & Dist Master Plan	27,650,000.00	-	-	27,187,101.05	225,830.59	-	237,068.36
4003	170040	Tulsa Fairgrounds	3,675,000.00	-	-	3,675,000.00	-	-	0.00
4003	170045	Airport Infrastructure	9,100,000.00	-	-	9,100,000.00	-	-	-
4003	170050	Tulsa Zoo & Living Museum	3,000,000.00	-	-	2,999,168.24	0.00	-	831.76
4003	170055	Langston Health Complex Exp	11,450,000.00	-	-	11,450,000.00	-	-	-
4003	170060	BMX National Headquarters	13,650,000.00	-	-	13,411,382.92	0.00	-	238,617.08
4003	170070	Public School Safety First	4,750,000.00	-	-	4,509,208.16	240,791.84	-	(0.00)
4003	170085	Peoria - Mohawk: Business Park	2,500,000.00	-	-	2,500,000.00	-	-	-
4003	170105	Discovery Lab Site	8,000,000.00	-	-	8,000,000.00	-	-	-
4003	170110	N Peoria Conn 56-Mohawk	3,000,000.00	42,500.00	42,500.00	1,915,755.95	801,063.40	-	283,180.65
4003	170125	McCullough Park	540,000.00	-	-	529,129.74	10,870.26	-	(0.00)
4003	170140	Rt 66 Village Train Depot	2,600,000.00	-	-	2,575,337.93	-	-	24,662.07
4003	170150B	2017 Vision ED Issue Bond Cost	300,000.00	-	-	266,171.09	-	-	33,828.91
			\$ 118,100,000.00	\$ 42,500.00	\$ 42,500.00	\$ 111,648,907.48	\$ 5,044,180.66	\$ -	\$ 1,406,911.86

**2016 VISION ADVANCE FUNDED
REVENUE BOND FUND**

FUND 4004

(2016 ADVANCE FUNDED BOND FUND)

**CITY OF TULSA, OKLAHOMA
SALES TAX OVERVIEW COMMITTEE REPORT
FUND 4004 - 2017 VISION ECONOMIC DEVELOPMENT BOND ISSUE 3**

**STATEMENT OF REVENUES, EXPENDITURES AND ENCUMBRANCES
FOR THE ONE MONTH ENDED JULY 31, 2023**

	FY ESTIMATED REVENUES/ LIFE-TO-DATE APPROPRIATIONS	CURRENT MONTH	ACTUAL YEAR TO DATE	LIFE TO DATE	OUTSTANDING REVENUES/ BALANCE OF APPROPRIATIONS
Revenue					
Bond Sale Receipts	\$	\$	\$	\$ 114,025,000.00	\$
Donations					
Miscellaneous Revenue					
Total Revenue				114,025,000.00	
Expenditures					
Project Expenditures	114,025,000.00	32,406.94	32,406.94	58,056,424.96	55,968,575.04
Total Expenditures	114,025,000.00	32,406.94	32,406.94	58,056,424.96	55,968,575.04
Excess (Deficiency) of Revenue Over Expenditures			(32,406.94)	55,968,575.04	
Completed Projects Encumbrances			34,727,151.42	34,727,151.42	
Excess (Deficiency) of Revenue Over Expenditures and Encumbrances			(34,759,558.36)	21,241,423.62	
June 30, 2022 Ending Fund Balance			21,151,754.78		
Prior year expenditures					
June 30, 2022 Encumbrances			34,849,227.20		
Adjusted Beginning Fund Balance			56,000,981.98		
Ending Fund Balance			\$ 21,241,423.62	\$ 21,241,423.62	

Fund 4004
2017 VISION ED ISSUE 3

as of: 7/31/2023

FUND	PROJECT	TITLE	REVISED BUDGET	MTD ACTUAL	YTD ACTUAL	LTD ACTUAL	ENC	COMM	BALANCE
4004	170005	Low-Water Dam and Pedestrian B	2,800,000.00	-	-	47.05	-	-	2,799,952.95
4004	170030	Gilcrease Museum Expansion	58,000,000.00	32,406.94	32,406.94	38,038,412.31	16,717,658.71	-	3,243,928.98
4004	170045	Airport Infrastructure	9,100,000.00	-	-	2,126,786.51	652,298.76	-	6,320,914.73
4004	170050	Tulsa Zoo & Living Museum	22,000,000.00	-	-	8,944,574.54	13,055,425.46	-	-
4004	170055	Langston Health Complex Exp	3,000,000.00	-	-	3,000,000.00	-	-	-
4004	170060	BMX National Headquarters	3,600,000.00	-	-	3,600,000.00	(0.00)	-	-
4004	170065	South Mingo Corridor	3,000,000.00	-	-	-	-	-	3,000,000.00
4004	170070	Public School Safety First	4,750,000.00	-	-	454,692.51	4,295,307.49	-	-
4004	170080MOED	CW & Rt 66 Beaut Reinvestment_	150,000.00	-	-	-	-	-	150,000.00
4004	170085	Peoria - Mohawk Business Park	4,200,000.00	-	-	1,832,704.40	6,461.00	-	2,360,834.60
4004	170135	Go Plan Priority Projects	3,125,000.00	-	-	3,125,000.00	(0.00)	-	0.00
4004	170150C	2017 Vision ED Issue Bond Cost	300,000.00	-	-	251,746.96	-	-	48,253.04
			\$ 114,025,000.00	\$ 32,406.94	\$ 32,406.94	\$ 61,373,964.28	\$ 34,727,151.42	\$ -	\$ 17,923,884.30

2008 GO BOND FUNDS

FUNDS 4260-4266 COMBINED

(2008 GENERAL OBLIGATION BOND FUNDS)

**CITY OF TULSA, OKLAHOMA
SALES TAX OVERVIEW COMMITTEE REPORT
FUND 4260-4266 - 2008 GO BOND FUNDS**

**STATEMENT OF REVENUES, EXPENDITURES AND ENCUMBRANCES
FOR THE ONE MONTH ENDED JULY 31, 2023**

	FY ESTIMATED REVENUES/ LIFE-TO-DATE APPROPRIATIONS	CURRENT MONTH	ACTUAL YEAR TO DATE	LIFE TO DATE	OUTSTANDING REVENUES/ BALANCE OF APPROPRIATIONS
Revenue					
Bond Sale Receipts	\$	\$	\$	\$ 285,000,000.00	\$
Donations					
Miscellaneous Revenue					
Total Revenue				285,000,000.00	
Expenditures					
Project Expenditures	230,054,936.55	1,990,309.23	1,990,309.23	224,261,193.94	5,793,742.61
Total Expenditures	230,054,936.55	1,990,309.23	1,990,309.23	224,261,193.94	5,793,742.61
Excess (Deficiency) of Revenue Over Expenditures			(1,990,309.23)	60,738,806.06	
Completed Projects Encumbrances			542,169.97	54,945,063.45 542,169.97	
Excess (Deficiency) of Revenue Over Expenditures and Encumbrances			(2,532,479.20)	5,251,572.64	
June 30, 2022 Ending Fund Balance			7,784,051.84		
Prior year expenditures					
June 30, 2022 Encumbrances					
Adjusted Beginning Fund Balance			7,784,051.84		
Ending Fund Balance			\$ 5,251,572.64	\$ 5,251,572.64	

Fund
2008 GO BOND

426

as of: 7/31/2023

\$ 230,054,936.55 \$ 1,990,309.23 \$ 5,990,379.63 \$ 224,261,193.94 \$ 542,169.97 \$ - \$ 5,251,572.64

Project	Project Title	Revised Budget	MTD Actual	YTD Actual	LTD Actual	Encumb	Committed	Balance
104003	61st S-33rd W Ave to Union	1,396,673.54	-	-	1,396,673.54	-	-	0.00
104004	71st S-Hwy 75 to Arkansas Rive	3,960,048.74	-	-	3,960,048.74	-	-	-
104005	81ST S-YALE AVE TO SHERIDAN	923,488.36	-	-	923,488.36	-	-	-
104006	101St S-Harvard Ave To Yale	4,708,361.56	-	-	4,708,361.56	(0.00)	-	0.00
104008	129th E Ave-21st S to 11th	1,024,994.29	-	-	1,024,994.29	-	-	-
104009	Citywide-Arterial Rehab&Cons	1,027,656.28	-	-	245,000.00	-	-	782,656.28
104010	Citywide-Arterial Sidewalk R	400,000.00	-	-	400,000.00	-	-	-
104011	Citywide - Trails	1,000,000.00	-	-	1,000,000.00	-	-	-
104012	Citywide-Railroad Crossings	500,000.00	-	-	500,000.00	-	-	-
104013	Citywide - Local Match	3,000,000.00	40,481.84	182,513.05	3,000,000.00	-	-	-
104014	Citywide General Eng/Test/In	164,140.00	15,395.53	15,395.53	164,140.00	(0.00)	-	0.00
104015	Citywide Nonarterial Reh&Re	2,870,000.00	39,177.12	1,029,253.47	2,882,396.37	(12,396.37)	-	-
104016	Citywide Nonarterial Sidewlk	300,000.00	25,507.78	25,507.78	300,000.00	-	-	-
104018	129th E Ave Admiral to Pine	2,266,780.70	-	-	2,266,780.70	0.00	-	0.00
104020	Citywide-Arterial Rt&Pv Main	3,694,184.00	-	-	3,694,184.00	(0.00)	-	0.00
104023	Lewis Ave 21st to 11th	-	-	-	-	-	-	-
104024	Memorial Ave 11Th To Admiral	-	-	-	-	-	-	-
1040316324	Admiral & Memorial Intersect	445,721.30	-	-	445,721.30	-	-	-
104032	River Road - 111th to 101st	884,830.08	-	-	884,830.08	-	-	-
104033	61St & Memorial Intersection	817,595.75	-	-	817,595.75	-	-	-
104035	Pine St 129th E Ave Intersec	1,083,614.80	-	-	1,083,614.80	-	-	(0.00)
104036	Harvard Ave - 61St S To 51St	4,124,138.14	-	-	4,124,138.14	-	-	-
104037	Apache St-Yale To Sheridan	395,997.45	-	-	395,997.45	(0.00)	-	0.00
104038	Cinci/Detroit-I244 To Jasper	710,000.00	-	-	710,000.00	-	-	-
104039	Harvard Ave-Admiral To Pine	426,655.29	-	-	426,655.29	-	-	-
104040	Lewis Ave-36Th St N To 46Th	450,400.19	-	-	450,400.19	-	-	(0.00)
104041	Memorial Dr-21St St S To11Th	1,066,589.14	-	-	1,066,589.14	-	-	-
104043	PINE ST-YALE TO SHERIDAN RD	411,176.00	-	13,108.65	411,176.00	0.00	-	(0.00)
104045	River Rd-111Th St S To 101St	297,000.00	-	-	297,000.00	-	-	-
104046	Riverside Dr-41St St S To 31	472,541.00	-	-	472,541.00	-	-	-
104047	Union Ave-51St St S To 41St	700,000.00	-	-	700,000.00	-	-	-
104049	21st St S Utica Ave Intersect	200,000.00	-	-	200,000.00	-	-	-
104050	31St St S-Harvard Intersect	300,000.00	-	-	300,000.00	-	-	-
104051	36TH ST N-LEWIS AVE INTERSEC	248,140.69	-	-	248,140.69	0.00	-	(0.00)
104052	41St St S-Harvard Intersect	413,881.00	-	-	413,881.00	-	-	-
104053	Pine St- Yale Ave Intersect	500,000.00	-	-	500,000.00	-	-	-
104054	Citywide-Gen Engr/Test/Inspe	451,860.00	-	-	451,860.00	-	-	-
104060	Bridge 160-5400 E. Apache St	3,444,992.49	-	-	3,444,992.49	-	-	-
104061	Bridge 163-100 S Boulder Ave	7,284,170.84	-	-	7,284,170.84	-	-	-
104062	Bridge 228-3200 S. Riverside	288,476.00	-	-	288,476.00	-	-	0.00
104063	Bridge 234-4200 S. Union Ave	497,012.27	-	-	497,012.27	-	-	-
104064	Bridge 290-200 N 49th W Ave	1,687,083.90	-	-	1,687,083.90	-	-	(0.00)
104065	Bridge 318A 10100 S 72nd E A	3,837,026.52	-	-	3,837,026.52	-	-	(0.00)
104102	Maintenance Zone 1001 (Sw)	2,024,232.64	-	-	2,024,232.64	-	-	-
104106	Maintenance Zone 1006	3,155,338.38	-	-	3,155,338.38	-	-	-
104107	Maintenance Zone 1007	8,150,155.45	-	4,081.93	8,150,155.45	0.00	-	(0.00)
104171	Maintenance Zone 1071	1,662,194.41	-	-	1,662,194.41	-	-	-
104230	Maintenance Zone 2130	757,539.81	-	-	757,539.81	-	-	-

Fund
2008 GO BOND

426

as of: 7/31/2023

\$ 230,054,936.55 \$ 1,990,309.23 \$ 5,990,379.63 \$ 224,261,193.94 \$ 542,169.97 \$ - \$ 5,251,572.64

Project	Project Title	Revised Budget	MTD Actual	YTD Actual	LTD Actual	Encumb	Committed	Balance
104231	Maintenance Zone 2131	2,451,015.56	-	-	2,451,015.56	-	-	-
104266	Maintenance Zone 2065 C	5,429,106.70	-	-	5,429,106.70	0.00	-	(0.00)
104303	Maintenance Zone 3003	1,715,018.19	-	-	1,715,018.19	-	-	-
104307	Maintenance Zone 3007	1,685,140.62	-	-	1,685,140.62	-	-	-
104309	Maintenance Zone 3009	3,664,377.59	-	-	3,664,377.59	-	-	-
104310	Maintenance Zone 3010	3,825,661.04	-	-	3,825,661.04	-	-	-
104311	Maintenance Zone 3011	678,300.11	-	-	678,300.11	-	-	-
104317	Maintenance Zone 3017	1,672,100.70	-	-	1,672,100.70	-	-	(0.00)
104413	Maintenance Zone 4013	4,725,252.22	-	-	4,725,252.22	-	-	-
104415	Maintenance Zone 4015	3,037,188.65	-	-	3,037,188.65	-	-	(0.00)
104416	Maintenance Zone 4016	7,304,489.05	-	-	7,304,489.05	-	-	-
104467	Maintenance Zone 4067 (A)	3,000,140.22	-	-	3,000,140.22	-	-	-
104525	Maintenance Zone 5025	5,027,770.95	-	-	5,027,770.95	(0.00)	-	0.00
104533	Maintenance Zone 5033	2,527,651.81	-	-	2,527,651.81	-	-	(0.00)
104534	Maintenance Zone 5034	5,535,532.71	-	-	5,535,532.71	-	-	(0.00)
104541	Maintenance Zone 5041	5,454,744.30	-	-	5,454,744.30	-	-	-
104619	Maintenance Zone 6019	1,769,054.10	-	-	1,769,054.10	-	-	-
104628	Maintenance Zone 6028	6,365,510.34	-	-	6,365,510.34	-	-	-
104642	Maintenance Zone 6042	3,548,988.07	-	-	3,548,988.07	-	-	-
104651	Maintenance Zone 6151	5,090,498.00	-	-	5,090,498.00	-	-	(0.00)
104747	Maintenance Zone 7046	2,285,961.71	-	-	2,285,961.71	-	-	-
104753	Maintenance Zone 7053	6,766,990.82	-	-	6,766,990.82	-	-	0.00
104759	Maintenance Zone 7059	2,180,027.87	-	-	2,180,027.87	-	-	-
104760	Maintenance Zone 7060	1,404,314.01	-	-	1,404,314.01	-	-	-
104803	Maintenance Zone 8103	3,883,263.82	-	-	3,883,263.82	-	-	(0.00)
104807	Maintenance Zone 8107	1,865,736.82	-	-	1,865,736.82	-	-	-
104813	Maintenance Zone 8113	3,451,308.54	-	-	3,451,308.54	-	-	-
104863	Maintenance Zone 8063	4,744,774.00	-	-	4,744,774.00	-	-	-
104928	Maintenance Zone 9029 (W)	8,101,606.56	-	-	8,101,606.56	-	-	(0.00)
104930	Maintenance Zone 9030	3,387,206.36	-	-	3,387,206.36	-	-	-
104931	Maintenance Zone 9031	148,855.68	-	-	148,855.68	-	-	-
104936	Maintenance Zone 9036	2,360,756.60	-	-	2,360,756.60	-	-	-
104937	Maintenance Zone 9037	986,951.95	-	-	986,951.95	-	-	-
104944	Maintenance Zone 9044	579,000.00	-	-	579,000.00	-	-	-
134001	5th Street Frisco to Denver	7,221,994.13	-	-	7,221,994.13	-	-	-
144022	Art/NonArt Routine & Preventio	7,164,860.69	52.53	52.53	4,250,000.00	0.00	-	2,914,860.69
144023	CW - Arterial Rt & Pv Main	8,853,905.93	-	-	8,853,905.93	0.00	-	(0.00)
144063	Bridge Replacement And Rehab	2,200,000.00	1,077,584.64	1,785,879.88	1,785,879.88	554,566.34	-	(140,446.22)
144101	Yale Ave 81st - 91st Wdn	10,886,657.08	792,109.79	2,793,982.96	9,192,155.19	-	-	1,694,501.89
144467	Maintenance Zone 4067	-	-	-	-	-	-	-
144642	Maintenance Zone 6142	400,000.00	-	140,603.85	400,000.00	-	-	-
147200	RP - Pedestrian Bridge Imp	2,248,532.04	-	-	2,248,532.04	-	-	-

2014 GO BOND FUNDS

FUND 4270~4274 COMBINED

(2014 GENERAL OBLIGATION BOND FUNDS)

**CITY OF TULSA, OKLAHOMA
SALES TAX OVERVIEW COMMITTEE REPORT
FUND 4270-4276 - 2014 GO BOND FUNDS**

**STATEMENT OF REVENUES, EXPENDITURES AND ENCUMBRANCES
FOR THE ONE MONTH ENDED JULY 31, 2023**

	FY ESTIMATED REVENUES/ LIFE-TO-DATE APPROPRIATIONS	CURRENT MONTH	ACTUAL YEAR TO DATE	LIFE TO DATE	OUTSTANDING REVENUES/ BALANCE OF APPROPRIATIONS
Revenue					
Bond Sale Receipts	\$	\$	\$	\$ 313,615,000.00	\$
Donations					
Miscellaneous Revenue					
Total Revenue				<u>313,615,000.00</u>	
Expenditures					
Project Expenditures	313,615,000.00	2,853,613.78	2,853,613.78	232,494,850.77	81,120,149.23
Total Expenditures	<u>313,615,000.00</u>	<u>2,853,613.78</u>	<u>2,853,613.78</u>	<u>232,494,850.77</u>	<u>81,120,149.23</u>
Excess (Deficiency) of Revenue Over Expenditures			(2,853,613.78)	81,120,149.23	
Completed Projects Encumbrances			<u>32,976,188.57</u>	<u>32,976,188.57</u>	
Excess (Deficiency) of Revenue Over Expenditures and Encumbrances			(35,829,802.35)	48,143,960.66	
June 30, 2022 Ending Fund Balance			49,931,261.68		
Prior year expenditures					
June 30, 2022 Encumbrances			<u>34,042,501.33</u>		
Adjusted Beginning Fund Balance			<u>83,973,763.01</u>		
Ending Fund Balance			<u>\$ 48,143,960.66</u>	<u>\$ 48,143,960.66</u>	

Fund

427

2014 GO BOND

as of: 7/31/2023

\$ 313,615,000.00 \$ 2,853,613.78 \$ 19,420,500.93 \$ 229,887,667.42 \$ 32,976,188.57 \$ - \$ 50,751,144.01

Project	Project Title	Revised Budget	MTD Actual	YTD Actual	LTD Actual	Encumb	Committed	Balance
144000	Bond Issuance Costs	579,999.78	-	-	578,425.68	-	-	1,574.10
144015	Citywide Nonarterial Reh&Re	2,999,950.00	-	-	1,540,027.27	499,921.18	-	960,001.55
144016	Citywide Non-Art Sidewalks	500,000.00	-	-	500,000.00	-	-	0.00
144020	Citywide-Arterial Rt&Pv Main	22,167,489.89	21,211.64	196,470.72	22,137,482.13	(0.00)	-	30,007.76
144021	Citywide-Nonarterial Rt&Pv M	52,153,841.85	123,904.52	1,415,129.97	51,377,745.19	669,939.12	-	106,157.54
144060	Bridge189 - 4700 N. Iroquois	191,321.19	-	-	191,321.19	-	-	-
144061	Bridge298 - 2100 E. 61St St	66,650.26	-	-	66,650.26	-	-	-
144061	Bridge298 - 2100 E. 61St St	543,739.50	-	-	543,739.50	-	-	-
144062	Bridge323B - 12000 E. 21St	60,000.00	-	-	60,000.00	-	-	-
144093	Citywide Matching Funds	3,103,170.00	(4,350.00)	-	2,931,881.16	166,938.84	-	4,350.00
144094	ODOT Rehab & Replacement	8,200,000.00	(11,189.06)	-	5,271,664.52	537,459.67	-	2,390,875.81
144106	Maintenance Zone 1006	2,408,802.62	-	4,999.48	2,394,359.09	14,443.53	-	0.00
144107	Maintenance Zone 1007	530,000.00	-	-	530,000.00	-	-	-
144110	Citywide-Arterial Sidewalks	1,500,000.00	-	-	1,500,000.00	(0.00)	-	(0.00)
144111	Maintenance Zone 1001	8,275,000.00	428,272.90	2,106,441.88	5,240,491.88	2,760,980.50	-	273,527.62
144153	Maintenance Zone 1153	4,020,000.00	-	14,747.87	392,523.40	3,440,510.94	-	186,965.66
144157	Maintenance Zone 1157	3,612,823.69	-	-	3,612,823.69	0.00	-	0.00
144158	Maintenance Zone 1157	2,326,843.29	-	-	2,318,648.48	8,194.81	-	(0.00)
144168	Maintenance Zone 1068	3,600,000.00	-	-	332,346.88	52,340.85	-	3,215,312.27
144173	Maintenance Zone 1073	458,552.85	-	-	458,552.85	-	-	(0.00)
144176	Maintenance Zone 1076	1,678,019.41	-	-	1,678,019.41	0.00	-	-
144199	Maintenance Zone 1099	3,120,000.00	5,005.00	58,272.00	2,513,214.59	14,284.22	-	592,501.19
144200	Architect and Engineering Serv	330,000.00	-	-	330,000.00	-	-	-
144200	36 St: N MLK - Peoria Ave	2,920,000.00	676.90	461,952.11	2,793,761.07	80.00	-	126,158.93
144201	Apache St: Mlk - Peoria	2,692,774.79	(40,000.00)	(39,753.07)	2,652,774.79	0.00	-	40,000.00
144202	Apache: Peoria - Lewis Ave	300,000.00	-	-	300,000.00	-	-	-
144202	Apache: Peoria - Lewis Ave	2,365,000.00	2,369.66	4,160.60	31,526.31	23,506.33	-	2,309,967.36
144203	W 41st St S 41st W - S 33rd W	1,685,000.00	245,072.60	1,239,162.39	1,415,092.41	269,907.59	-	0.00
144204	S33rd W: 41st St to 51st St	2,730,000.00	1,455.00	3,530.88	445,373.45	1,935,317.49	-	349,309.06
144205	Apache St: Lewis To Harvard	2,070,000.00	320.00	896,572.63	1,707,435.02	17,556.00	-	345,008.98
144206	11th St: Peoria to Utica	1,820,000.00	-	-	1,820,000.00	(0.00)	-	0.00
144207	11Th St: Lewis Ave - Harvard	200,000.00	-	-	200,000.00	-	-	-
144208	11th St: Sheridan - Memorial	1,780,000.00	-	964,787.87	1,625,764.67	154,235.33	-	(0.00)
144209	21St St: Garnett To 129Th E	300,000.00	-	-	300,000.00	-	-	-
144209	21st St: Garnett to 129th E	2,435,050.00	425.00	425.00	2,018,320.64	27,500.00	-	389,229.36
144210	21St St-129Th East Ave Inter	250,000.00	642.99	1,264.66	249,843.47	156.53	-	0.00
144210	21st St-129th East Ave Inter	-	-	-	-	-	-	-
144210	21st St-129th East Ave INTERSC	1,965,000.00	-	75,529.60	1,828,247.11	136,752.89	-	-
144211	41St: Garnett - 129 E Ave	1,601,612.81	-	-	1,601,612.81	(0.00)	-	0.00
144212	51st St Sheridan to Memorial	1,055,651.29	-	-	1,047,661.29	0.00	-	7,990.00
144213	91st Harvard - Yale	285,000.00	-	-	176,003.18	18,903.29	-	90,093.53
144214	Sheridan 81st to 91st	1,525,950.99	-	-	1,525,950.99	(0.00)	-	0.00
144215	Peoria: 41St St - 51St St.	300,000.00	-	-	300,000.00	-	-	-
144215	Peoria: 41st - 51st	2,885,000.00	-	3,588.08	7,193.75	2,538,962.00	-	338,844.25
144216	41st St: Lewis to Harvard	2,730,000.00	-	2,275.57	2,721,437.50	8,562.50	-	(0.00)
144217	Apache & Harvard Intersectio	197,740.00	-	-	196,823.70	-	-	916.30
144217	Apache & Harvard Intersect	785,000.00	-	774,965.00	775,000.00	10,000.00	-	-
144217	Apache & Harvard INTERSCTN	990,000.00	227,808.68	557,872.72	557,872.72	432,127.28	-	-
144218	41st St & Lewis Intersection	2,055,000.00	-	9,470.09	2,055,000.00	-	-	-
144219	Maintenance Zone 2119	367,980.36	-	-	366,480.36	1,500.00	-	(0.00)
144225	Maintenance Zone 2125	2,574,462.36	-	(47,500.00)	2,526,962.36	(0.00)	-	47,500.00
144226	Maintenance Zone 2126	349,710.26	-	-	349,710.26	-	-	0.00

Fund
2014 GO BOND

427

as of: 7/31/2023

\$ 313,615,000.00 \$ 2,853,613.78 \$ 19,420,500.93 \$ 229,887,667.42 \$ 32,976,188.57 \$ - \$ 50,751,144.01

Project	Project Title	Revised Budget	MTD Actual	YTD Actual	LTD Actual	Encumb	Committed	Balance
144230	Maintenance Zone 2130	3,895,000.00	-	23,254.00	3,693,882.47	3,397.79	-	197,719.74
144255	Maintenance Zone 2055	1,269,095.86	-	-	1,268,068.10	1,027.76	-	0.00
144256	Maintenance Zone 2056	1,268,393.91	-	-	1,268,393.91	-	-	(0.00)
144264	Maintenance Zone 2064	1,266,509.88	-	-	1,266,509.88	0.00	-	(0.00)
144265	Maintenance Zone 2065	959,200.67	-	-	957,942.60	-	-	1,258.07
144303	Maintenance Zone 3003	625,681.40	-	-	625,681.40	-	-	(0.00)
144304	Maintenance Zone 3004	1,412,273.54	-	-	1,412,273.54	0.00	-	0.00
144309	Citywide - Arterial Rehab	13,095,677.29	-	1,725,644.23	4,308,972.10	2,327,282.59	-	6,459,422.60
144310	Maintenance Zone 3010	7,929,998.00	-	10,470.20	722,785.21	17,767.91	-	7,189,444.88
144311	Maintenance Zone 3011	9,485,000.00	-	-	7,933,694.64	74,722.50	-	1,476,582.86
144317	Maintenance Zone 3017	750,000.00	-	-	599,915.15	63,268.44	-	86,816.41
144318	Maintenance Zone 3018	417,056.72	-	-	415,498.17	1,558.55	-	(0.00)
144320	Maintenance Zone 3020	4,500,000.00	-	8,991.05	335,436.20	30,718.85	-	4,133,844.95
144380	Maintenance Zone 3080	189,047.02	-	-	189,047.02	-	-	0.00
144413	Maintenance Zone 4013	535,058.95	-	-	511,528.37	23,530.58	-	(0.00)
144415	Maintenance Zone 4015	637,042.77	-	-	637,042.77	-	-	-
144421	Maintenance Zone 4021	3,655,000.00	11,345.79	47,710.54	382,581.41	20,838.94	-	3,251,579.65
144430	Maintenance Zone 4030	1,686,709.57	-	-	1,686,709.57	-	-	0.00
144431	Maintenance Zone 4031	11,680,000.00	1,286,116.63	5,086,548.54	5,863,856.73	5,762,840.34	-	53,302.93
144452	Maintenance Zone 4152	600,000.00	-	15,712.00	395,908.06	29,806.79	-	174,285.15
144467	Maintenance Zone 4067	4,855,000.00	-	9,461.36	3,371,805.21	10,000.00	-	1,473,194.79
144527	Maintenance Zone 5027	1,387,897.01	-	-	1,387,897.01	-	-	-
144533	Maintenance Zone 5033	4,880,000.00	-	1,730.30	4,879,987.32	-	-	12.68
144539	Maintenance Zone 5039	3,382,395.92	-	-	3,382,395.92	0.00	-	(0.00)
144546	Maintenance Zone 5046	600,000.00	-	-	600,000.00	(0.00)	-	0.00
144547	Maintenance Zone 5047	10,470,000.00	-	44,488.55	946,583.12	1,835,131.32	-	7,688,285.56
144627	Maintenance Zone 6027	1,006,165.51	-	-	1,006,165.51	-	-	(0.00)
144628	Maintenance Zone 6028	8,060,000.00	91,332.80	2,078,229.58	3,007,950.15	879,872.64	-	4,172,177.21
144635	Maintenance Zone 6035	3,306,365.97	-	-	3,304,854.80	0.00	-	1,511.17
144642	Maintenance Zone 6142	900,000.00	-	322,121.26	831,619.90	0.00	-	68,380.10
144645	Maintenance Zone 6145	2,640,000.00	-	3,512.50	2,544,554.52	18,488.01	-	76,957.47
144647	Maintenance Zone 6147	991,060.09	-	-	991,060.09	-	-	0.00
144700	Maintenance Zone 7100	1,313,991.88	-	-	1,313,991.88	(0.00)	-	0.00
144733	Maintenance Zone 7133	950,370.76	-	-	950,370.76	-	-	-
144740	Maintenance Zone 7040	3,275,000.00	-	-	3,224,845.00	49,802.75	-	352.25
144748	Maintenance Zone 7048	1,181,565.79	-	-	1,181,565.79	(0.00)	-	-
144754	Maintenance Zone 7054	1,000,000.00	-	104.50	727,510.40	18,989.60	-	253,500.00
144760	Maintenance Zone 7060	3,320,928.33	-	-	3,320,928.33	-	-	(0.00)
144803	Maintenance Zone 8103	1,775,162.45	-	-	1,775,162.45	-	-	(0.00)
144812	Maintenance Zone 8112	1,778,077.06	-	-	1,778,077.06	-	-	0.00
144857	Maintenance Zone 8057	2,570,000.00	-	-	2,134,255.27	114,619.84	-	321,124.89
144863	Maintenance Zone 8063	6,620,000.00	4,118.40	185,586.65	873,395.87	5,046,808.67	-	699,795.46
144931	Maintenance Zone 9031	518,453.57	-	-	518,453.57	-	-	(0.00)
144943	Maintenance Zone 9043	2,615,462.22	-	-	2,615,462.22	0.00	-	(0.00)
144944	Maintenance Zone 9044	4,000,000.00	-	4,347.73	3,906,614.67	88,116.37	-	5,268.96
144945	Maintenance Zone 9045	3,860,000.00	-	-	3,381,803.09	(0.00)	-	478,196.91
144949	Maintenance Zone 9049	1,200,000.00	-	2,726.36	694,919.86	75,735.48	-	429,344.66
144950	Maintenance Zone 9050	2,975,000.00	458,903.18	1,144,512.71	1,400,556.91	1,487,477.80	-	86,965.29
144951	Maintenance Zone 9051	1,550,000.00	171.15	982.82	130,167.74	1,254,304.16	-	165,528.10
144958	Maintenance Zone 9058	936,390.67	-	-	936,390.67	-	-	(0.00)
193140000Z	Mingo Creek Trail - 41st to 51	196,830.00	-	-	196,830.00	-	-	-

2020 GO BOND FUNDS

FUND 4281~428x COMBINED

(2020 GENERAL OBLIGATION BOND FUNDS)

**CITY OF TULSA, OKLAHOMA
SALES TAX OVERVIEW COMMITTEE REPORT
FUND 4281-4283 - 2020 GO BOND FUNDS**

**STATEMENT OF REVENUES, EXPENDITURES AND ENCUMBRANCES
FOR THE ONE MONTH ENDED JULY 31, 2023**

	FY ESTIMATED REVENUES/ LIFE-TO-DATE APPROPRIATIONS	CURRENT MONTH	ACTUAL YEAR TO DATE	LIFE TO DATE	OUTSTANDING REVENUES/ BALANCE OF APPROPRIATIONS
Revenue					
Bond Sale Receipts	\$	\$	\$	\$ 149,015,000.00	\$
Donations					
Miscellaneous Revenue					
Total Revenue				<u>149,015,000.00</u>	
Expenditures					
Project Expenditures	149,015,000.00	1,855,276.10	1,855,276.10	26,354,425.09	122,660,574.91
Total Expenditures	<u>149,015,000.00</u>	<u>1,855,276.10</u>	<u>1,855,276.10</u>	<u>26,354,425.09</u>	<u>122,660,574.91</u>
Excess (Deficiency) of Revenue Over Expenditures			(1,855,276.10)	122,660,574.91	
Completed Projects Encumbrances			<u>26,329,371.76</u>	<u>26,329,371.76</u>	
Excess (Deficiency) of Revenue Over Expenditures and Encumbrances			(28,184,647.86)	96,331,203.15	
June 30, 2022 Ending Fund Balance			98,471,334.32		
Prior year expenditures					
June 30, 2022 Encumbrances			<u>26,044,516.69</u>		
Adjusted Beginning Fund Balance			<u>124,515,851.01</u>		
Ending Fund Balance			<u>\$ 96,331,203.15</u>	<u>\$ 96,331,203.15</u>	

Fund

428

2020 GO BOND

as of: 7/31/2023

\$ 149,015,000.00 \$ 1,855,276.10 \$ 16,283,601.82 \$ 27,551,016.29 \$ 26,148,871.76 \$ 180,500.00 \$ 95,134,611.95

Project	Project Title	Revised Budget	MTD Actual	YTD Actual	LTD Actual	Encumb	Committed	Balance
2019X0000Z	Bond Issuance Cost	432,542.00	-	140,451.99	347,105.11	-	-	85,436.89
2035X0001Z	Transit-MTTA - Route 66 BRT	5,330,000.00	74,154.66	543,912.53	1,310,932.22	858,182.09	-	3,160,885.69
2036A0007Z	Apache St: Harvard Ave - Yale	990,000.00	-	-	-	49,500.00	-	940,500.00
2036A0013Z	Gilcrease Rd: Apache St - Pine	800,000.00	-	-	-	-	-	800,000.00
2036A0025Z	41st St S: Union Ave - Elwood	250,000.00	33,031.89	33,031.89	33,031.89	136,917.11	-	80,051.00
2036A0035Z	41st St S & Elwood Ave INTERSC	50,000.00	50,000.00	50,000.00	50,000.00	-	-	-
2036A0042Z	Pine St: Lewis Ave - Harvard A	200,000.00	-	-	-	200,000.00	-	-
2036A0043Z	Pine St: State Hwy 11 - Mingo	175,000.00	-	-	-	175,000.00	-	-
2036A0047Z	Admiral Pl: Memorial Dr - Ming	240,000.00	-	8,000.00	8,000.00	0.00	-	232,000.00
2036A0050Z	Yale Ave: Apache St - Pine St	150,000.00	-	-	-	150,000.00	-	-
2036A0055Z	129th E Ave: Apache St - Pine	150,000.00	10,061.48	93,893.19	93,893.19	33,106.81	-	23,000.00
2036A0058Z	Pine St & Mingo Rd INTERSCTN	200,000.00	-	14,214.51	14,214.51	295.49	-	185,490.00
2036A0064Z	11th St S: Utica Ave - Lewis A	500,000.00	-	-	20,360.60	470,000.00	-	9,639.40
2036A0072Z	11th St S & Lewis Ave INTERSCT	270,000.00	-	-	-	270,000.00	-	-
2036A0092Z	31st St S: Garnett Rd - 129th	200,000.00	-	-	-	-	-	200,000.00
2036A0119Z	Sheridan Rd: 71st St S - 81st	200,000.00	18,339.75	18,339.75	18,339.75	119,360.25	-	62,300.00
2036A1000Z	CW Arterial Routine & Preventi	14,567,575.89	277,393.65	4,467,315.76	7,424,674.01	2,807,294.32	-	4,335,607.56
2036A1001Z	R&P: Pavement Reinspection	500,000.00	2,858.63	121,291.93	459,390.99	40,609.01	-	(0.00)
2036D0002Z	CBD: MLK & Detroit north of BN	1,400,000.00	-	2,753.55	1,326,508.93	18,674.06	-	54,817.01
2036D0004Z	CBD: Detroit Ave south of BNSF	1,090,000.00	-	10,080.60	140,000.00	-	-	950,000.00
2036D0005Z	CBD: Reconciliation Way	765,000.00	-	-	83,102.75	-	-	681,897.25
2036D0007Z	CBD: Alleyways	695,000.00	83,937.50	119,349.81	314,740.49	0.00	-	380,259.51
2036N0001Z	CW NonArterial Routine & Preve	18,399,914.34	995,817.09	6,779,818.26	7,875,508.09	6,815,998.10	-	3,708,408.15
2036N1007Z	Maintenance Zone 1007	119,999.77	-	-	84,055.86	11,706.24	-	24,237.67
2036N1070Z	Maintenance Zone 1070	250,000.00	-	648.45	218,900.00	27,650.48	-	3,449.52
2036N1076Z	Maintenance Zone 1076	250,000.00	-	7,316.21	224,661.26	23,594.95	-	1,743.79
2036N1078Z	Maintenance Zone 1078	300,000.00	-	-	226,834.03	26,097.54	-	47,068.43
2036N2056Z	Maintenance Zone 2056	200,000.00	6,201.23	6,201.23	6,201.23	104,019.22	-	89,779.55
2036N2065Z	Maintenance Zone 2065	3,802,167.00	5,828.00	6,813.77	207,924.62	25,513.38	-	3,568,729.00
2036N2066Z	Maintenance Zone 2066	187,833.00	-	3,147.58	111,053.63	11,113.37	-	65,666.00
2036N3081Z	Maintenance Zone 3081	840,000.00	374.00	374.00	66,754.11	3,433.17	-	769,812.72
2036N4014Z	Maintenance Zone 4014	200,000.00	-	-	125,713.48	9,520.52	-	64,766.00
2036N4021Z	Maintenance Zone 4021	330,000.00	1,511.22	37,333.52	222,366.60	33,542.46	-	74,090.94
2036N4022Z	Maintenance Zone 4022	3,450,000.00	-	-	288,916.94	12,280.08	-	3,148,802.98
2036N4030Z	Maintenance Zone 4030	1,030,000.00	-	222,820.70	376,373.20	610,990.80	-	42,636.00
2036N5040Z	Maintenance Zone 5040	780,000.00	-	27,614.06	79,369.49	11,054.03	-	689,576.48
2036N6035Z	Maintenance Zone 6035	1,140,000.00	-	-	-	80,055.00	-	1,059,945.00
2036N7048Z	Maintenance Zone 7048	251,630.00	-	23,657.00	233,128.08	18,501.92	-	-
2036N7060Z	Maintenance Zone 7060	990,000.00	-	902.39	67,673.82	15,830.57	-	906,495.61
2036N8057Z	Maintenance Zone 8057	1,900,000.00	-	17,175.47	118,634.34	1,098,278.49	-	683,087.17
2036N8102Z	Maintenance Zone 8102	2,550,000.00	-	-	158,157.62	13,076.38	-	2,378,766.00
2036N9037Z	Maintenance Zone 9037	2,030,000.00	-	9,844.00	155,375.32	10,000.00	-	1,864,624.68
2036N9038Z	Maintenance Zone 9038	890,000.00	-	1,726.39	74,338.09	530,024.14	-	285,637.77
2036N9044Z	Maintenance Zone 9044	350,000.00	-	138,006.11	138,006.11	63,754.82	-	148,239.07
2036N9050Z	Maintenance Zone 9050	1,350,000.00	28.33	25,262.05	97,756.66	10,000.00	-	1,242,243.34
2036N9051Z	Maintenance Zone 9051	110,000.00	-	-	84,053.27	11,054.44	-	14,892.29
2036S0001Z	ADA: Sidewalk Corridors	2,660,000.00	-	-	-	-	-	2,660,000.00
2036S0002Z	BPI: Go Plan Implement - ENG	2,500,000.00	(15,395.53)	291,982.44	291,982.44	402,304.94	-	1,805,712.62
2036S0003Z	BPI: Go Plan Implement - Traff	40,000.00	-	-	-	-	-	40,000.00
2036S0004Z	BPI: Arterial Sidewalk	1,000,000.00	-	602,241.65	686,239.02	1,132.90	-	312,628.08

Fund

428

2020 GO BOND

as of: 7/31/2023

\$ 149,015,000.00 \$ 1,855,276.10 \$ 16,283,601.82 \$ 27,551,016.29 \$ 26,148,871.76 \$ 180,500.00 \$ 95,134,611.95

Project	Project Title	Revised Budget	MTD Actual	YTD Actual	LTD Actual	Encumb	Committed	Balance
2036S0005Z	BPI: Non Arterial Sidewalk	300,000.00	-	12,304.72	93,677.43	16,506.00	7,500.00	182,316.57
2036W0004Z	91 St S: Memorial - Mingo Rd W	2,200,000.00	-	-	-	-	-	2,200,000.00
2036X0001Z	ADA: Transition Plan Update	250,000.00	-	17,124.86	244,767.89	5,232.11	-	(0.00)
2036X0002Z	ADA: Transit Stops	190,000.00	-	-	-	-	-	190,000.00
2036X0003Z	ADA: Signalized Intersections	960,000.00	-	-	-	-	-	960,000.00
2036X0005Z	TE: Signal Coord and Communica	520,000.00	-	-	-	-	-	520,000.00
2036X0006Z	TE: Signal Instal, Repair and	1,560,000.00	-	-	-	68,364.24	-	1,491,635.76
2036X0007Z	TE: Traffic Calming	470,000.00	-	-	30,438.44	294,103.69	-	145,457.87
2036X0008Z	TE: Lighting Repair and Replac	310,000.00	-	-	-	100,000.00	-	210,000.00
2036X0009Z	TE: Pavement Markings and Sign	1,950,000.00	-	-	-	424,794.00	173,000.00	1,352,206.00
2036X0010Z	TE: Guardrail Repair and Repl	260,000.00	-	-	-	-	-	260,000.00
2036X0011Z	Arena District Master Pln Impl	582,458.00	-	-	-	-	-	582,458.00
2037B0167Z	Bridge #167	130,000.00	-	-	15,300.00	114,700.00	-	-
2037B0173Z	Bridge #173	400,000.00	-	-	-	-	-	400,000.00
2037B0201C	Bridge #201C	100,000.00	8,000.00	8,000.00	8,000.00	-	-	92,000.00
2037B0204Z	Bridge #204	1,200,000.00	-	29,269.93	105,130.20	33,568.31	-	1,061,301.49
2037B0232A	Bridge #232A	700,000.00	-	-	22,300.00	-	-	677,700.00
2037B0241Z	Bridge #241	1,100,000.00	-	-	53,948.26	10,000.00	-	1,036,051.74
2037B0245Z	Bridge #245	860,000.00	-	17,266.26	48,445.74	40,254.26	-	771,300.00
2037B0258Z	Bridge #258	275,000.00	-	-	35,000.00	-	-	240,000.00
2037B0261A	Bridge #261A	175,000.00	-	-	24,000.00	151,000.00	-	-
2037B0261B	Bridge #261B	175,000.00	-	205.76	24,205.76	94,520.00	-	56,274.24
2037B0263Z	Bridge #263	465,000.00	-	3,540.69	33,540.69	26,459.31	-	405,000.00
2037B0269Z	Bridge #269	400,000.00	16,542.38	16,542.38	16,542.38	8,457.62	-	375,000.00
2037B0286Z	Bridge #286	150,000.00	8,000.00	8,000.00	8,000.00	-	-	142,000.00
2037B0301A	Bridge #301A	200,000.00	-	2,068.60	23,527.23	26,472.77	-	150,000.00
2037B0301Z	Bridge #301	165,000.00	-	13,569.00	13,569.00	21,431.00	-	130,000.00
2037B0343Z	Bridge #343	50,000.00	4,000.00	4,000.00	4,000.00	-	-	46,000.00
2037B0359Z	Bridge #359	50,000.00	-	-	15,000.00	35,000.00	-	-
2037B0423Z	Bridge #423	100,000.00	8,000.00	8,000.00	8,000.00	-	-	92,000.00
2037B1000Z	CW Bridge Rehab and Inspection	300,000.00	-	61,215.77	113,347.00	-	-	186,653.00
2039X0009Z	TE: Traffic Studies	100,000.00	-	-	25,000.00	-	-	75,000.00
2036A0002Z	46th St N: Peoria Ave - Lewis	1,200,000.00	-	135,668.32	150,000.00	(0.00)	-	1,050,000.00
2036A0005Z	36 St N: Osage County Ln - MLK	75,000.00	-	-	-	-	-	75,000.00
2036A0008Z	Pine St: Gilcrease Rd - Union	470,000.00	-	-	-	470,000.00	-	-
2036A0009Z	Pine St: Peoria Ave - Lewis Av	340,000.00	-	20,000.00	20,000.00	320,000.00	-	-
2036A0010Z	Edison St: 33rd W Ave - Union	1,050,000.00	-	-	-	1,050,000.00	-	-
2036A0011Z	33rd W Ave: Apache St - Pine S	1,350,000.00	-	923.47	923.47	-	-	1,349,076.53
2036A0012Z	33rd W Ave: Pine St - Edison S	700,000.00	-	-	-	700,000.00	-	-
2036A0015Z	MLK Jr Blvd: 36th St N - Apach	1,950,000.00	-	-	-	-	-	1,950,000.00
2036A0016Z	MLK Jr Blvd: Apache St - Pine	75,000.00	-	-	-	-	-	75,000.00
2036A0017Z	Peoria Ave: 56th St N - 46th S	850,000.00	-	3,336.80	55,000.00	-	-	795,000.00
2036A0018Z	Peoria Ave: 46th St N - 36th S	900,000.00	-	6,468.48	68,444.72	-	-	831,555.28
2036A0020Z	Lewis Ave: Pine St - Admiral P	320,000.00	-	-	-	320,000.00	-	-
2036A0021Z	Harvard Ave: Mohawk Blvd - 36	500,000.00	14,032.93	14,032.93	14,032.93	24,732.28	-	461,234.79
2036A0022Z	36 St N & Harvard Ave INTERSCT	20,000.00	8,098.72	8,098.72	8,098.72	2,901.28	-	9,000.00
2036A0023Z	Apache St & MLK Blvd INTERSCTN	50,000.00	-	-	-	-	-	50,000.00
2036A0024Z	Pine St & Gilcrease Rd INTERSC	100,000.00	-	-	-	-	-	100,000.00
2036A0027Z	61st St S: Lewis Ave - Harvard	1,020,000.00	-	-	-	49,500.00	-	970,500.00
2036A0031Z	Delaware Ave: 81st St S - 91st	1,400,000.00	-	-	-	95,380.00	-	1,304,620.00

Fund

428

2020 GO BOND

as of: 7/31/2023

\$ 149,015,000.00 \$ 1,855,276.10 \$ 16,283,601.82 \$ 27,551,016.29 \$ 26,148,871.76 \$ 180,500.00 \$ 95,134,611.95

Project	Project Title	Revised Budget	MTD Actual	YTD Actual	LTD Actual	Encumb	Committed	Balance
2036A0039Z	36th St N: Garnett Rd - 129th	200,000.00	-	-	-	35,389.87	-	164,610.13
2036A0045Z	Pine St: Garnett Rd - 129th E	150,000.00	-	-	-	35,367.50	-	114,632.50
2036A0046Z	Admiral: Sheridan Rd - Memoria	1,200,000.00	-	10,000.00	10,000.00	-	-	1,190,000.00
2036A0048Z	Admiral: Garnett Rd - 129th E	140,000.00	-	8,000.00	8,000.00	-	-	132,000.00
2036A0056Z	36 St N & 129th E Ave INTERSCT	75,000.00	-	53,881.24	53,881.24	21,118.76	-	-
2036A0059Z	Pine St & Garnett Rd INTERSCTN	75,000.00	-	-	-	75,000.00	-	-
2036A0060Z	Admiral & Sheridan Rd INTERSCT	200,000.00	-	-	-	-	-	200,000.00
2036A0067Z	15th St S: Harvard Ave - Yale	200,000.00	-	5,747.17	5,747.17	104,252.83	-	90,000.00
2036A0074Z	15th St S & Harvard INTERSCTN	100,000.00	-	37,754.34	37,754.34	14,365.66	-	47,880.00
2036A0076Z	31st St S & Peoria Ave INTERSC	52,097.00	-	-	-	52,097.00	-	-
2036A0086Z	Admiral: 225 E Av - 22200 E Ad	850,000.00	-	-	-	-	-	850,000.00
2036A0089Z	11 St S: 177th E Ave - 193rd E	140,000.00	-	-	-	64,304.97	-	75,695.03
2036A0097Z	161st E Ave: 11th St S - 21st	200,000.00	-	-	-	90,752.98	-	109,247.02
2036A0099Z	11 St S & 161st E Ave INTERSCT	50,000.00	-	-	-	16,594.82	-	33,405.18
2036A0101Z	11 St S & 193rd E Ave INTERSCT	70,000.00	-	-	-	14,001.89	-	55,998.11
2036A0110Z	Mingo Rd: 61st St S - 71st St	200,000.00	-	-	-	-	-	200,000.00
2036A0124Z	Peoria Ave: 31st St S - 41st S	125,000.00	-	-	-	68,768.00	-	56,232.00
2036A0125Z	Lewis Ave: 41st St S - I-44	1,530,000.00	-	85,277.10	85,277.10	0.00	-	1,444,722.90
2036D0001Z	CBD: 4th St	325,000.00	-	-	-	310,153.00	-	14,847.00
2036N1097Z	Maintenance Zone 1097	1,210,000.00	-	-	-	15,000.00	-	1,195,000.00
2036N1153Z	Maintenance Zone 1153	300,000.00	-	157,174.09	170,035.00	0.00	-	129,965.00
2036N1155Z	Maintenance Zone 1155	510,000.00	-	23,665.76	52,248.00	(0.00)	-	457,752.00
2036N1157Z	Maintenance Zone 1157	110,000.00	10,000.00	10,000.00	10,000.00	-	-	100,000.00
2036N3010Z	Maintenance Zone 3010	200,000.00	-	77,732.50	77,732.50	52,267.50	-	70,000.00
2036N3075Z	Maintenance Zone 3075	280,000.00	-	47,248.00	47,248.00	15,000.00	-	217,752.00
2036N4023Z	Maintenance Zone 4023	490,000.00	-	47,664.54	47,664.54	7,662.46	-	434,673.00
2036N4067Z	Maintenance Zone 4067	1,070,000.00	-	13,060.93	15,000.00	(0.00)	-	1,055,000.00
2036N4069Z	Maintenance Zone 4069	400,000.00	42,474.43	182,493.35	182,493.35	17,506.65	-	200,000.00
2036N5016Z	Maintenance Zone 5016	800,000.00	-	233,996.91	251,899.21	324,100.79	-	224,000.00
2036N5027Z	Maintenance Zone 5027	100,000.00	-	49,147.92	50,558.67	0.00	-	49,441.33
2036N5039Z	Maintenance Zone 5039	1,530,000.00	-	-	1,773.44	98,403.84	-	1,429,822.72
2036N6142Z	Maintenance Zone 6142	1,048,370.00	4,929.40	51,077.80	52,468.56	16,686.44	-	979,215.00
2036N8113Z	Maintenance Zone 8113	240,000.00	-	21,000.00	21,000.00	8,000.00	-	211,000.00
2036N9036Z	Maintenance Zone 9036	420,000.00	65,892.62	190,958.92	190,958.92	45,016.56	-	184,024.52
2036N9045Z	Maintenance Zone 9045	580,000.00	11,055.06	11,055.06	11,055.06	17,944.94	-	551,000.00
2036N9049Z	Maintenance Zone 9049	400,000.00	-	149,961.35	209,825.79	12,174.21	-	178,000.00
2036N9052Z	Maintenance Zone 9052	180,000.00	11,826.60	20,946.26	20,946.26	8,000.00	-	151,053.74
2036W0001Z	Gilcrease Rd: Pine St - Admira	12,000,000.00	123,140.08	452,263.52	478,146.61	600,263.02	-	10,921,590.37
2036W0005Z	101st St S & Sheridan INTERSCT	1,200,000.00	-	-	-	-	-	1,200,000.00
2036W0006Z	81 St S: Harvard Ave - Yale Av	1,500,000.00	-	-	-	1,436,955.00	-	63,045.00
2036X0004Z	CW Infrastructure Partnership	4,070,413.00	(24,858.02)	128,337.58	312,790.92	1,672,429.44	-	2,085,192.64
2036A0033Z	Harvard Ave-71st St to 81st St	150,000.00	-	-	-	-	-	150,000.00
2036A0054Z	129th E Ave-36th St N to Apach	200,000.00	-	-	-	-	-	200,000.00
2036A0075Z	21st St S & Harvard Intersect	150,000.00	-	-	-	-	-	150,000.00
2036A0083Z	Sheridan Rd-41st St to 51st St	750,000.00	-	-	-	-	-	750,000.00
2036A0088Z	11th St S-161st to 177th	100,000.00	-	-	-	54,451.79	-	45,548.21
2036A0100Z	11th St S & 177th E Intersect	75,000.00	-	-	-	14,001.89	-	60,998.11
2036A0109Z	Memorial Dr-51st St S 61st St	1,000,000.00	-	-	-	437,996.00	-	562,004.00
2036A0118Z	Yale Ave-111th St to 121st St	150,000.00	-	-	-	-	-	150,000.00
2036A0121Z	111th St S & Yale Ave Intersec	50,000.00	-	-	-	-	-	50,000.00

Fund
2020 GO BOND

428

as of: 7/31/2023

\$ 149,015,000.00 \$ 1,855,276.10 \$ 16,283,601.82 \$ 27,551,016.29 \$ 26,148,871.76 \$ 180,500.00 \$ 95,134,611.95

Project	Project Title	Revised Budget	MTD Actual	YTD Actual	LTD Actual	Encumb	Committed	Balance
2036D0003Z	CBD: Cincinnati Ave	500,000.00	-	-	-	500,000.00	-	-
2036D0006Z	CBD: Lansing Ave	80,000.00	-	-	-	80,000.00	-	-
2036N1068Z	Maintenance Zone 1068	300,000.00	-	-	-	-	-	300,000.00
2036N1071Z	Maintenance Zone 1071	180,000.00	-	-	-	-	-	180,000.00
2036N1072Z	Maintenance Zone 1072	300,000.00	-	-	-	-	-	300,000.00
2036N3004Z	Maintenance Zone 3004	150,000.00	-	-	-	-	-	150,000.00
2036N3005Z	Maintenance Zone 3005	350,000.00	-	-	-	-	-	350,000.00
2036N3011Z	Maintenance Zone 3011	325,000.00	-	-	-	-	-	325,000.00
2036N3017Z	Maintenance Zone 3017	300,000.00	-	-	-	-	-	300,000.00
2036N4015Z	Maintenance Zone 4015	100,000.00	-	-	-	-	-	100,000.00
2036N4031Z	Maintenance Zone 4031	350,000.00	-	-	-	-	-	350,000.00
2036N5033Z	Maintenance Zone 5033	280,000.00	-	-	-	-	-	280,000.00
2036N6149Z	Maintenance Zone 6149	200,000.00	-	-	-	-	-	200,000.00
2036N6150Z	Maintenance Zone 6150	450,000.00	-	-	-	-	-	450,000.00
2036N7109Z	Maintenance Zone 7109	175,000.00	-	-	-	-	-	175,000.00
2036N8116Z	Maintenance Zone 8116	100,000.00	-	-	-	-	-	100,000.00
2036W0002Z	81st St S-Tacoma to Maybelle	900,000.00	-	-	-	-	-	900,000.00
2036W0003Z	81st St S & Elwood Intersect	755,000.00	-	-	-	-	-	755,000.00

COMBINED STATEMENT OF OTHER FUND ACTIVITY

FUNDS 400, 401, 403, 404, 425

SALES TAX OVERVIEW COMMITTEE REPORT
(FUNDS 401, 403, 404, 425)
Combined Statement of Fund Activity
July 31, 2023

Fund	LIFE-TO-DATE APPROPRIATIONS	EXPEDITURES			ENCUMBERED/ COMMITTED	BALANCE
		CURRENT MONTH	FISCAL YEAR-TO-DATE	LIFE-TO-DATE		
FUND 401 - 2001 SALES TAX FUND	\$ 84,905,730.03	\$ 12,587.36	\$ 12,587.36	\$ 84,891,370.46	\$ (0.00)	\$ 14,359.57
017110 General Park Improvements	4,751,480.30	12,587.36	12,587.36	4,751,480.30	-	-
914411 Tulsa Trails	3,857,231.30	-	-	3,842,871.73	-	14,359.57
962201 Gilcrease Museum Renovation	1,116,205.00	-	-	1,116,205.00	-	-
FUND 403 - 2006 EXT SALES TAX ADVACE FUND	\$ 27,705,922.61	\$ -	\$ -	\$ 27,705,676.78	\$ -	\$ 245.83
017150 Woodward & Forestry Impr.	470,000.00	-	-	469,754.17	-	245.83
FUND 404 - 2008 SPECIAL TEMP SALES TAX	\$ 145,493,500.00	\$ -	\$ -	\$ 145,298,037.28	\$ 157,930.92	\$ 37,531.80
104017 Art Rehab Citywide	81,942,000.00	-	-	81,859,132.39	82,867.61	-
104021 Citywide Non-arterial RTPV	34,082,000.00	-	-	34,048,044.35	-	33,955.65
104022 Citywide General Engineering	1,383,000.00	-	-	1,304,364.54	75,059.31	3,576.15
104023 Bridge Repair and Rehab	90,000.00	-	-	90,000.00	-	-
144104 Riverside Dr & Rltd Infrstr	5,500,000.00	-	-	5,499,996.00	4.00	-
FUND 425 - 2005 BOND ISSUE (4250-4255)	\$ 74,919,257.38	\$ 12,888.69	\$ 43,782.55	\$ 74,863,479.60	\$ (0.00)	\$ 55,777.96
016100 Forensic Lab Expansion	23,592,682.62	1,164.18	1,164.18	23,593,846.98	-	(1,164.18)
055103 UDE Renovation	108,867.59	1,557.34	14,398.68	98,869.26	-	9,998.33
055105 UDSW Renovation	491,642.36	9,335.41	27,387.93	491,642.36	-	-
203400001Z Tulsa Zoo Department	2,811.76	831.76	831.76	2,811.76	-	-
104009 Citywide-Arterial Rehab&Cons	8,738.08	-	-	-	-	8,738.08
146230 Fire Station Generators	38,205.73	-	-	-	-	38,205.73

ALL FUNDS BUDGET ACTIONS

**THERE WERE NO
BUDGET ACTIONS POSTED
THIS MONTH**