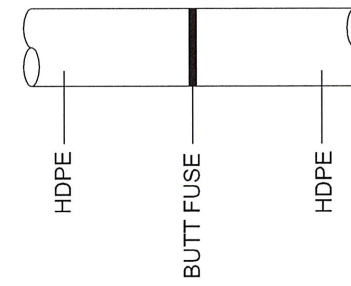
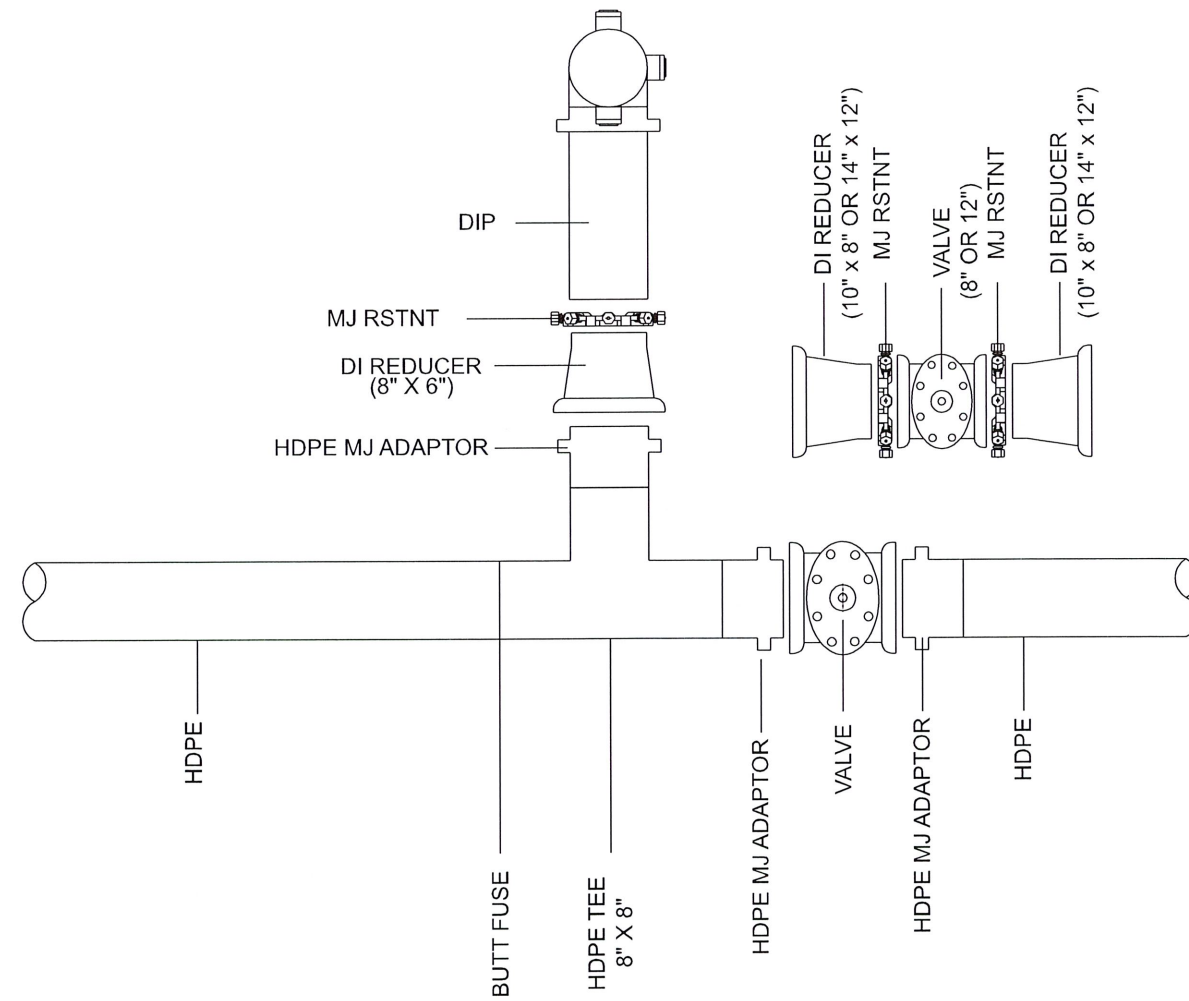
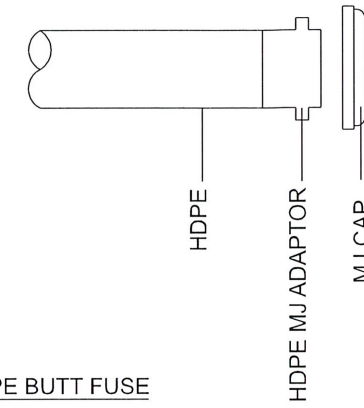


HDPE TO HDPE DI SPLICE



HDPE TO HDPE BUTT FUSE



3-WAY FIRE HYDRANT INSTALLATION FOR HDPE

NOTES:  
 WHEN HDPE MAIN IS CONNECTED TO DI FITTING, USE HDPE MJ ADAPTER AND DI REDUCER AS NECESSARY TO MAKE CONNECTION.

TYPICAL CONFIGURATIONS:

WHEN HDPE BRANCH IS 8", USE 8" GATE VALVE. USE 8" x 6" DI REDUCER AND 6" GATE VALVE ONLY WHEN CONNECTING TO 6" DIP/PVC

WHEN HDPE BRANCH IS 10", USE 10" x 8" DI REDUCER AND 8" GATE VALVE.

WHEN HDPE BRANCH IS 12", USE 12" GATE VALVE.

WHEN HDPE BRANCH IS 14", USE 14" x 12" DI REDUCER AND 12" GATE VALVE.

REVISION	BY	DATE

*[Signature]*  
 CITY ENGINEER

*[Signature]*  
 DESIGN MANAGER

CITY OF TULSA, OKLAHOMA  
 ENGINEERING SERVICES DEPARTMENT

HDPE SPLICE AND FIRE HYDRANT  
 DETAILS

DATE: MARCH 2022

STD. 319