



**Department of Finance  
Budget and Planning Division  
Capital Planning Section**  
175 E 2<sup>nd</sup>, Tulsa, Oklahoma 74103-3203 (918) 596-7653

**To:** STOC

Jake Epp  
**From:** Capital Planning Analyst

**Date:** April 26, 2022

**Subject:** April Meeting

Enclosed is the material for your April 26, 2022 meeting including the March 31, 2022 Financial Report for your review. 2016 and 2020 Sales Tax Program revenues for April 2022 and the fiscal year to date compared to 2016 and 2020 Sales Tax Program Adopted Budget Estimates are:

	<b>Actual</b>	<b>Current Adopted Budget</b>	<b>Variance from Adopted Budget</b>
<b>Month of April</b>	\$9,205,887	\$8,412,257	9.4%
<b>Year To Date</b>	\$92,440,139	\$87,498,956	5.6%

Please note the above amounts are the Sales Tax revenue only.

The 2016 and 2020 Sales Tax Programs Funds (4000 and 409), in addition to sales tax revenue, receives interest, and other revenues such as grants, transfers and miscellaneous revenues. Total revenue reported for the funds is not available until the end of the month so, the information provided below is for the most recently completed month. Total Fund 4000 and 409 revenue for the month of March was:

	<b>Month Ending: <u>March 31, 2022</u></b>	<b>Variance from <u>Adopted Budget</u></b>	<b>Year Thru: <u>March 31, 2022</u></b>	<b>Variance from <u>Adopted Budget</u></b>
Sales Tax Revenue	\$8,111,932	1.3%	\$83,234,252	5.2%
Interest on Investments	\$183,050	N/A	\$1,529,828	N/A
Other Revenue	\$0	N/A	\$0	N/A
<b>Total Fund Revenue</b>	<b>\$8,294,982</b>	1.2%	<b>\$84,764,080</b>	6.9%

SALES TAX OVERVIEW COMMITTEE  
APRIL 26, 2022, 8:00 AM  
175 E. 2<sup>ND</sup> ST, 10-SOUTH CONFERENCE ROOM

The STOC will meet in person at 8:00 am on April 26, 2022.

- I. Call to Order
- II. Reading of the March Minutes
- III. Chair Report to Council
- IV. Subcommittee Reports
  - A. Vison
  - B. Public Safety
  - C. Parks
  - D. Transportation
  - E. Financial
- V. Unfinished Business
- VI. New Business
  - A. Chair Report Presenters
  - B. Nomination of Officers
- VII. Adjournment

# STOC

Sales Tax Overview Committee

**MINUTES amended**  
**Sales Tax Overview Committee Meeting**  
**March 22, 2022, 8:00 a.m.**  
**175 E 2<sup>nd</sup> Street, Room 10-South**

The Sales Tax Overview Committee met for the regular monthly meeting at 8:00 a.m. on March 22, 2022.

I. Call to Order

Chair Ashley Webb called the meeting to order at 8:03 a.m.

The following members were present:

Pamela Amburgy	Linda Jenkins	Steven Watts
Janae Bradford	Mareo Johnson	Ashley Webb
Ellouise Cochrane	Steve King	Jeff Covington
Scott Grizzle	Paul McTighe	Marcia Bruno-Todd
Jonathan Hall	Kathy Sebert	

The following members were not present:

Alex Gomez	Renee Plocek
Jesse Guardiola	Sylvia Powell
Rhonda Hinrichs	

Also present:

Gary Hamer	Jake Epp	Anne Boyd	Mary Kell
Steve Casteel	Ruth Ray Jackson	Dr. Hsla Daris	Theresa Powell

II. Approval of Minutes

Minutes for the February meeting were read. Pamela Amburgy moved that the minutes be accepted read, Steve King seconded the motion. The motion carried.

# STOC

## Sales Tax Overview Committee

### III. Chair's Report

Ashley Webb gave the Chair Report. The Council had no questions or comments, and the report went well. He is working on a "blurb" for the councilors about the survey results. There were no discussions or questions.

### IV. Committee Reports

#### A. Vision

Langston University reported on the progress of their project. They noted that some of the delayed items are arriving. Simulations, labs, and AV are still waiting on the delivery of equipment. It is planned to have classes in the new rooms starting with the fall of 2022, if there are no other issues with deliveries. It was reported that the west gates of the Zink dam project have been installed. The east side coffer dams are in place and de-watering of the east side of the river has begun. It was noted that the Elephant Enclosure at the Zoo is over budget, the Zoo has said they will cover the difference. The project will likely not go out to bid until funds are confirmed. There were no other questions or discussions, and the report was accepted.

#### B. Public Safety

The Fire Department reported that the only update is a new item, the conversion of a 2011 squad into an air truck. A theft was reported at Station 33 and security is being increased. Hill Rec Center roof is being done as scheduled; the contractor had sufficient material in storage to do this job so it will not be delayed by material shortages. There were no other questions or discussions, and the report was accepted.

#### C. Parks

Construction on the Reed Park pool will not meet its original deadline and its' availability during the 2022 swim season is uncertain. There was an unexpected issue with the sanitary sewer. The committee is looking for the report by Anna America to the Council. There were no further questions or comments, and the report was accepted.

#### D. Transportation

On Pine from Yale to Sheridan they are adding a side path to the north side of the road instead of bike lanes in the traffic lanes. Signs for road closing have gone up on Yale in the 81<sup>st</sup> to 91<sup>st</sup> stretch. A bridge on S. 177 E. Ave. is delayed because the gas line was not found where it should be. There were no further questions or comments, and the report was accepted.

# STOC

## Sales Tax Overview Committee

### E. Financial

The March collections were \$8.11M which is about 1.3 percent over budget. Current sales tax collections are about 5.2 percent ahead of budget for the year to date.

### V. Unfinished Business

### VI. New Business

#### A. Chair Report Presenters

Date	Presenter	Backup
Apr 6	Kathy Sebert	Marcia Bruno-Todd
May 11		

6/8, 7/13, 8/3, 9/14, 10/19, 11/2, 12/7

### VII. Adjournment

The meeting was adjourned at 9:08 a.m.

Ashley Webb, Chair

Kathy Sebert, Vice Chair



# STOC

SALES TAX OVERVIEW COMMITTEE

Ashley Webb  
Chair

Ashley R. Webb  
Riggs, Abney, Neal, Turpen, Orbison & Lewis Inc.  
Attorney At Law  
Tulsa, OK 74119  
(918) 699-8905

**To:** City Council  
**Date:** April 6, 2022  
**Subject:** February Report to City Council

Attached is the March 2022 Sales Tax Overview Committee (STOC) Status Report

## **2006 Special Extended Sales Tax**

February expenditures totaled \$211,000, of which \$161,000 was spent on the Site Acq. For Addnl. Station project. Encumbrances and commitments total \$7,322,000. Current appropriations for the 2006 Special Extended Sales Tax Fund total \$271,812,000. There is a current appropriation balance of \$4,870,000.

## **2008 Sales Tax Special Temporary Streets**

February expenditures totaled \$3,000, of which \$3,000 was spent on the Art Rehab Citywide project. Encumbrances and commitments total \$174,000. Current appropriations for the 2008 Sales Tax Special Temporary Streets Fund total \$145,494,000. There is a current appropriation balance of \$92,000.

## **2014 Sales Tax**

February expenditures totaled \$2,270,000, of which \$550,000 was spent on the Annual Economic Development project. Encumbrances and commitments total \$63,535,000. Current appropriations for the 2014 Sales Tax Fund total \$567,923,000. There is a current appropriation balance of \$143,656,000.

## **2016 Sales Tax**

February expenditures totaled \$5,726,000, of which \$4,745,000 was spent on the Transfer to TPFA 2017 project. Encumbrances and commitments total \$21,635,000. Current appropriations for the 2016 Sales Tax Fund total \$192,472,000. There is a current appropriation balance of \$45,498,000.

## **2016 Revenue Bond**

February expenditures totaled \$2,376,000, of which \$977,761.81 was spent on the Gilcrease Museum Expansion project. Encumbrances and commitments total \$71,028,000. Current appropriations for the 2016 Revenue Bond Fund total \$350,600,000. There is a current appropriation balance of \$47,702,000.

## **2020 Sales Tax**

February expenditures totaled \$945,000, of which \$940,000 was spent on the Capital Equipment project. Encumbrances and commitments total \$11,836,000. Current appropriations for the 2020 Sales Tax Fund total \$33,618,000. There is a current appropriation balance of \$11,412,000.

**2020 General Obligation Bonds**

February expenditures totaled \$1,063,000, of which \$762,000 was spent on the CW Arterial Routine & Preventi project. Encumbrances and commitments total \$4,710,000. Current appropriations for the 2020 General Obligation Bonds Fund total \$91,395,000. There is a current appropriation balance of \$78,349,000.

**2014 General Obligation Bonds**

February expenditures totaled \$2,508,000, of which \$736,000 was spent on the Maintenance Zone 1099 project. Encumbrances and commitments total \$24,476,000. Current appropriations for the 2014 General Obligation Bonds Fund total \$306,555,000. There is a current appropriation balance of \$82,996,000.

**2008 General Obligation Bonds**

February expenditures totaled \$6,000, of which \$6,000 was spent on the Citywide General Eng/Test/In project. Encumbrances and commitments total \$8,671,000. Current appropriations for the 2008 General Obligation Bonds Fund total \$230,055,000. There is a current appropriation balance of \$6,599,000.

**2005 General Obligation Bonds**

There were no expenditures in February. Encumbrances and commitments total \$0. Current appropriations for the 2005 General Obligation Bonds Fund total \$74,919,000. There is a current appropriation balance of \$114,000.

Respectfully submitted,

Ashley Webb, Chair



Attachments

cc: James Wagner  
Keith Eldridge  
Gary Hamer



## FINANCIAL REPORT TO CITY COUNCIL

Wednesday, April 6, 2022

### I. Financial Report

*Revenue: 2016 Vision 0.805 Percent and 2022 Sales Tax 0.45 Percent Sales Tax Funds*

	Fiscal Year to Date	
	March	Thru March
Actual	\$ 8,111,932	\$ 83,234,252
Adopted Budget - Current Year	8,011,627	79,086,699
<b>Actual vs Budget</b>	<b>\$ 100,305</b>	<b>\$ 4,147,553</b>

### Expenditures

Fund	February	Fiscal Year to Date Thru February
409 - 2022 Sales Tax	\$ 944,665	\$ 10,336,604
4001, 4003-4004 - Tulsa Vision Rev Bonds	2,376,140	39,500,470
4000 - Tulsa Vision Sales Tax	5,726,162	40,948,897
405 - 2014 Sales Tax	2,270,374	21,372,281
404 - 2008 Streets Temporary Sales Tax	2,833	39,956
402 - 2006 Special Extended Sales Tax	211,049	2,162,736

### II. Expenditures in Other Funds

Fund	February	Fiscal Year to Date Thru February
401 - 2001 Sales Tax	4,101	5,589
428 - 2020 GO Bond	1,063,302	5,087,895
427 - 2014 GO Bond	2,507,958	14,937,493
426 - 2008 GO Bond	6,071	5,635,349
425 - 2005 GO Bond	0	797,169
<b>TOTAL \$</b>	<b>3,581,431</b>	<b>\$ 26,463,494</b>

### III. Items for the City Council's Attention

- A. Monthly Financial Reports
- B. STOC Committee and Subcommittee Minutes and Reports

### IV. Attachments

- A. Attendance Record for the last 12 months
- B. STOC Committee and Subcommittee Minutes and Reports

Respectfully submitted,

Ashley R. Webb, Chair

Attachments

cc: James Wagner  
Keith Eldridge  
Gary Hamer



**MAJOR CAPITAL IMPROVEMENTS CONSTRUCTION FUNDS SUMMARY**  
**As of February, 2022**

	CURRENT		EXPENDITURES		ENCUMBERED		PERCENT	BALANCE			
	APPROPRIATIONS		Current Month	To Date	COMMITTED						
Fund 401 and Fund 403											
<b>2001 Third Penny Sales Tax and 2006 Advance Funded Sales Tax</b>	\$	112,558,928	\$	4,101	\$	112,394,859	\$	146,409	100%	\$	17,660
Fund 402											
<b>2006 Third Penny Sales Tax Extension</b>	\$	271,811,704	\$	211,049	\$	259,619,424	\$	7,322,336	98%	\$	4,869,944
Fund 404											
<b>2008 Sales Tax Special Temporary Streets Fund</b>	\$	145,493,500	\$	2,833	\$	145,227,612	\$	174,300	100%	\$	91,588
Fund 405											
<b>2014 Sales Tax Fund</b>	\$	567,922,929	\$	2,270,374	\$	360,731,612	\$	63,535,451	75%	\$	143,655,865
Fund 406: 4000											
<b>2016 Sales Tax Fund</b>	\$	192,471,770	\$	5,726,162	\$	125,338,633	\$	21,634,909	76%	\$	45,498,228
Fund 406: 4001, 4003, 4004											
<b>2016 Revenue Bond Fund</b>	\$	350,600,000	\$	2,376,140	\$	231,869,877	\$	71,028,228	86%	\$	47,701,895
Fund 409											
<b>2020 Sales Tax Fund</b>	\$	33,617,778	\$	944,665	\$	10,370,198	\$	11,835,746	66%	\$	11,411,834
Fund 428											
<b>2020 General Obligation Bonds</b>	\$	91,395,000	\$	1,063,302	\$	8,336,204	\$	4,710,208	14%	\$	78,348,589
Fund 427											
<b>2014 General Obligation Bonds</b>	\$	306,555,000	\$	2,507,958	\$	199,082,730	\$	24,476,036	73%	\$	82,996,234
Funds 426											
<b>2008 General Obligation Bonds</b>	\$	230,054,937	\$	6,071	\$	214,785,642	\$	8,670,685	97%	\$	6,598,610
Funds 425											
<b>2005 General Obligation Bonds</b>	\$	74,919,257	\$	-	\$	74,804,895	\$	(0)	100%	\$	114,362
Fund 740: 7401-7408											
<b>TMUA--Water Capital Fund</b>	\$	396,310,405	\$	2,869,273	\$	309,233,387	\$	43,187,661	89%	\$	43,889,357
Funds 750: 7501-7520											
<b>TMUA-Sanitary Sewer Capital Funds</b>	\$	526,910,375	\$	5,583,017	\$	415,103,579	\$	41,248,161	87%	\$	70,558,635

# STOC

Sales Tax Overview Committee

**MINUTES amended**  
**Sales Tax Overview Committee Meeting**  
**February 22, 2022, 8:00 a.m.**  
**175 E 2<sup>nd</sup> Street, Room 10-South**

The Sales Tax Overview Committee met for the regular monthly meeting at 8:00 a.m. on February 22, 2022.

I. Call to Order

Chair Ashley Webb called the meeting to order at 8:01 a.m.

The following members were present:

Pamela Amburgy	Steve King
Marcia Bruno-Todd	Paul McTighe
Jeff Covington	Sylvia Powell
Scott Grizzle	Kathy Sebert
Linda Jenkins	Ashley Webb

The following members were not present:

Janae Bradford	Jesse Guardiola	Mareo Johnson
Ellouise Cochrane	Jonathan Hall	Renee Plocek
Alex Gomez	Rhonda Hinrichs	Steven Watts

Also present:

Gary Hamer	Jake Epp	Anne Boyd	Mary Kell
Matt Meyer	Ryan Howell		

II. Approval of Minutes

Minutes for the November and January meetings were read. It was noted that Ashley Webb did not call the January meeting to order, it was Kathy Sebert. Kathy Sebert moved that the minutes be accepted for November as read and for January as amended, Steve King seconded the motion. The motion carried.

# STOC

## Sales Tax Overview Committee

### III. Chair's Report

Ashley Webb gave the Chair Report for Janae Bradford. He reported that most of the Council questions were concerning attendance. The Council had no questions or comments, and the report went well. There were no discussions or questions.

### IV. Committee Reports

#### A. Vision

Matt Meyer and Ryan Howell gave a report on the work to be done at Turkey Mountain. They reported that there is \$4.4 million in private money and \$7.6 million in Vision money. Of the \$7.6 million, \$5.5 million is for property acquisition. Phase one of the project began on November 15, 2021, and Phase two should begin in June or July. The \$2.1 million in Vision money will help with remediation of the trail along 71<sup>st</sup> Street that goes into Turkey Mountain and creation of a parking area on the north side of 61<sup>st</sup> Street, east of Highway 75. The private money will help with the building of new trails and upkeep/remediation of the existing trails. A master plan, done by Kaiser Foundation, has 4 "pillars"; rehab trails, restore environment, increase access, and add programs. The committee was left to read the report on other projects in their own time. There were no other questions or discussions, and the report was accepted.

#### B. Public Safety

The Police Department reported that they are looking for 12 of their vehicles to be delivered by the end of February and then steadily after that. 6 of the 10 Ranger pickups have been delivered, they are all in service. Fire had no updates this month. There are still supply issues affecting manufacturers that are continuing to cause delays in production. The Request for Proposal for the Rte 66 Xperience generated 4 new proposals which will be reviewed. Several roofing projects for the City are behind because of supply issues. Manufacturers are not willing to give prices until products are ready to ship. This is causing issues in budgeting for these projects. It was recommended that this issue be brought up to the Council. There were no other questions or discussions, and the report was accepted.

#### C. Parks

Construction on the Reed Park pool reconstruction is scheduled to be completed by the end of May. The Pool is currently thought to be opening for the 2022 swim season. The same timeline is being used for the water playground and the two projects are being done in conjunction with one another. Bids for work at Carl Smith and Savage was over budget. The projects will be completed by City annual contracts. There were no further questions or comments, and the report was accepted.

# STOC

## Sales Tax Overview Committee

### D. Transportation

It was reported that the ODOT (Oklahoma Department of Transportation) project on Memorial is nearing completion. Mr. Helt pointed out that design of some of the projects in the new sales tax package is running behind. The engineers are working on review of drawings as they can while still dealing with active construction projects. There were no further questions or comments, and the report was accepted.

### E. Financial

The February collections were \$9.99M which is about 8.4 percent over budget. Current sales tax collections are about 5.7 percent ahead of budget for the year to date.

### V. Unfinished Business

### VI. New Business

#### A. Chair Report Presenters

Date	Presenter	Backup
Mar 2	Ashley Webb	Rhonda Hinrichs
Apr 6	Kathy Sebert	Marcia Bruno-Todd

5/11, 6/8, 7/13, 8/3, 9/14, 10/19, 11/2, 12/7

#### B. Survey

The results of the survey were handed out and discussed. We received a total of 14 responses. A copy of the results sheet is attached. It was discussed that a section would be added to the sign in sheet to allow members to indicate which subcommittee meetings they would be willing to attend in the month following the Tuesday STOC meeting. Anne will provide the adjusted sign in sheet with a calendar showing the days for the subcommittee meetings each month.

### VII. Adjournment

The meeting was adjourned at 9:10 a.m.

Ashley Webb, Chair

Kathy Sebert, Vice Chair



# STOC

## Sales Tax Overview Committee

STOC 2022 Committee Member Survey **14 total surveys returned**

We have all been selected by either the Mayor or our City Councilor to represent our district on the Sales Tax Overview Committee. Recently, we have seen declining attendance numbers at committee and subcommittee meetings even with a full roster. So, committee leaders would like to gather some input from members to see if/how we might be able to increase participation.

Please take a few minutes and answer the following questions:

1. Have you attended a subcommittee meeting? **Yes: 10**
  - a. If no, why not
    - i. I did not realize there were subcommittee meetings
    - ii. I want to, but I have schedule conflicts with the meeting times **2**
    - iii. I am unable to commit to more than the 1hr required committee meeting per month **1**
    - iv. Other: specify - **2 Work schedule**  
**1 was told time commitment would be 1 to 2 hours /mo**
  
2. Has the COVID-19 pandemic impacted your attendance (The Open Meetings Act requires full committee meetings be held in-person)?
  - a. Yes **7**
  - b. No **7**
  
3. Do you wish to continue in your role through the end of your term?
  - a. Yes **13**
  - b. No **1**
  
4. Sales tax funded projects under the STOC's purview are discussed in detail at subcommittee meetings (Streets/Stormwater, Public Safety and Parks, Vision). For the STOC to serve its intended purpose, we need committee members to attend subcommittee meetings and report back at the full monthly meetings. To improve attendance at subcommittee meetings, STOC will be discussing assigning members to at least one subcommittee at the February meeting. All subcommittee meetings are held virtually via Zoom. Please indicate your preferred subcommittee:
  - a. Public Safety and Parks – Second Thursday of each month at 8am **3**
  - b. Transportation/Streets/Stormwater – Second Friday of each month at 8am **8**
  - c. Vision – Third Thursday of each month at 4pm **5**
  
5. Please share any additional comments or questions regarding the STOC
  - a. Open text box (see over)

# STOC

## Sales Tax Overview Committee

Wanting STOC to be earlier on the Council agenda.

Probably not going to happen because the Council uses the same "order of business" every meeting. It would have to be discussed with the Council and would also require all Authorities, Boards, and Committees to report in the same "changed" slot.

I could attend more regularly if meetings were online.

While we could have "blended meetings" the Oklahoma laws governing Authorities, Boards, and Committees requires a quorum must be present "In person". Anyone attending virtually would have to have their address listed in the agenda and make said address available to any member of the public wishing to attend the STOC. Members balked at this requirement when we did go virtual in early 2020. Add to this, they are a major hassle to deal with from a technological standpoint to be able to get the required recordings.

**I believe that all members of the Committee should attempt to become Engaged with the Subcommittees. At the present, just a handful of Committee members are participating.. While, I respect the fact that we are all volunteers we also all agreed to serve and do the work of the Committee.**

**I prefer attending them virtually. It makes it easier to attend because there's no travel time required.**

I find late attendees to be an issue almost as big as absent members. We regularly start the meeting, with guests in the room, unable to do any official business and then as many as half of the attendees come in to the meeting late. I think it is disrespectful to the guests and rest of the STOC. I believe this also causes the meeting to run later as we have to delay and sometimes repeat things. I know 8am is inconvenient for some, it is inconvenient for me, but when we run late that is inconvenient for members as well. Also showing up at 8am once a month it is a commitment we agreed to make.

If appointments are made, can we still attend additional subcommittees?

Sales Tax Overview Committee

# STOC

SALES TAX OVERVIEW COMMITTEE

12-Month Attendance Record

Mar-22

Member	Expires	District	Jan-22	Feb-22	Mar-22	Apr-21	May-21	Jun-21	Jul-21	Aug-21	Sep-21	Oct-21	Nov-21	Dec-21	# Attended	# Possible	Comments
Hinrichs, Rhonda	Dec-22	1	A	A	A	C	P	P	P	A	P	OT	OT	A	4 of 11		
Jenkins, Linda	Dec-24	1	P	P	P	C	P	P	P	P	P	P	P	P	11 of 11		
McTighe Jr., Paul	Dec-22	2	P	P	P	C	P	P	P	P	P	P	P	P	11 of 11		
Powell, Sylvia	Dec-24	2	A	P	A	C	A	A	A	A	P	A	A	A	2 of 11		
Vacant	Dec-22	3	NM	NM	P	C	A	A	A	NM	NM	NM	NM	NM	1 of 4		resigned in July 2021
Plocek, Renee	Dec-24	3	A	A	A	C	A	A	A	A	A	A	A	A	0 of 11		
Vacant	Dec-22	4	NM	NM	A	C	NM	NM	NM	NM	NM	NM	NM	NM	0 of 1		
Webb, Ashley (Chair )	Dec-24	4	A	P	P	C	P	P	P	A	P	P	P	P	9 of 11		
Sebert, Kathy (Vice-Chair)	Dec-22	5	P	P	P	C	P	P	P	P	P	P	OT	P	10 of 11		
Covington, Jeff	Dec-24	5	A	P	A	C	P	P	A	P	P	P	A	A	6 of 11		D.Tannehill Jan-Apr 2021
Guardiola, Jesse	Dec-22	6	A	A	A	C	A	A	A	A	A	A	A	A	0 of 11		
Gomez, Alex	Dec-20	6	A	A	A	C	A	A	A	A	A	A	A	A	0 of 11		
Cochrane, Ellouise	Dec-22	7	A	A	P	C	P	P	P	P	P	P	P	A	8 of 11		
Bradford, Janae (Secretary)	Dec-24	7	P	A	P	C	P	A	P	P	P	P	P	A	8 of 11		
Hall, Jonathan	Dec-22	8	P	A	P	C	A	A	P	P	A	P	P	P	7 of 11		
King, Steve	Dec-24	8	P	P	P	C	P	P	A	P	P	P	P	P	10 of 11		
Grizzle, Scott	Dec-22	9	A	P	P	C	P	P	P	P	P	P	P	P	10 of 11		
Watts, Steven	Dec-24	9	P	A	P	C	P	A	A	P	P	P	P	A	7 of 11		
Amburgy, Pamela	Dec-22	M	P	P	P	C	P	P	P	P	A	A	P	A	8 of 11		
Burno-Todd, Marcia	Dec-24	M	P	P	P	C	P	A	A	A	A	A	A	A	4 of 11		
Johnson, Mareo	Dec-22	M	P	A	P	C	P	P	A	A	P	P	A	A	6 of 11		
<b>Members Present</b>			<b>10</b>	<b>10</b>	<b>14</b>	<b>0</b>	<b>14</b>	<b>11</b>	<b>10</b>	<b>11</b>	<b>13</b>	<b>12</b>	<b>10</b>	<b>7</b>			

A = ABSENT  
 P = PRESENT  
 NM = NO MEMBER APPOINTED  
 OC = OUT OF COUNTRY  
 OT = OUT OF TOWN on Business

C = NO MEETINGS HELD DUE TO COVID 19

Prepared by City of Tulsa  
 Department of Finance  
 Budget & Planning Division  
 Capital Planning Section

# Tulsa Economic Development Project

**Attendees:**

Linda Jenkins  
Kathy Sebert  
Elloise Cochrane  
Mareo Johnson  
Steve King  
Pamela Amburgy  
Paul McTighe





**DATE:** April 20, 2022  
**TO:** STOC Committee  
**FROM:** Mary Kell, AIA, Engineering Services Department  
**SUBJECT: VISION TULSA STOC PROJECT UPDATES**

**Projects list**

- |     |          |  |
|-----|----------|--|
| 1.  | 170000   | Zink Dam                                   |
| 2.  | 147200   | Arkansas River Pedestrian Bridge           |
| 3.  | 170020   | New Trail East Bank Cousins                |
| 4.  | 170025   | 23rd & Jackson Redevelopment               |
| 5.  | 170030   | Gilcrease Museum                           |
| 6.  | 170035   | Cox Business Center Renovation             |
| 7.  | 170045.2 | Airport Infrastructure – Spirit            |
| 8.  | 170045.4 | Airport Infrastructure – American Airlines |
| 9.  | 170050   | Tulsa Zoo Elephant Exhibit                 |
| 10. | 170055   | Langston Healthcare                        |
| 11. | 170060   | BMX National Headquarters                  |
| 12. | 170065   | South Mingo Corridor                       |
| 13. | 170070   | Public Schools Safety First Initiative     |
| 14. | 170080   | Citywide: Commercial Revitalization        |
| 15. | 170080   | Citywide: Route 66                         |
| 16. | 170085   | Peoria-Mohawk Business Park                |
| 17. | 170100   | Air National Guard MTC                     |
| 18. | 170125   | McCullough Park                            |
| 19. | 170140   | Route 66 Train Depot                       |
| 20. | 170145   | Tulsa Arts Commission                      |

**Completed Projects**

- |          |   |               |
|----------|---|---------------|
| 170035   | Cox Arena District  | January 2019  |
| 170040   | Tulsa Fairgrounds   | November 2021 |
| 170045.1 | Airport Infrastructure – AA Tail Slot                         | January 2019  |
| 170045.2 | Airport Infrastructure – Navistar                             | December 2021 |
| 170095   | Community Health East Clinic                                  | April 2020    |
| 170110   | North Peoria Connection, 56 <sup>th</sup> Street<br>To Mohawk | March 2020    |
| 170115   | TCC Career Placement  | August 2019   |
| 170130   | Mohawk Sports Complex   | March 2022    |
| 170135   | GO plan Bike Ped Master Plan                                  | March 2022    |
| 170155   | PAC Master Plan   | June 2021     |

**1. No. 170000**

Project Name: Zink Dam  
Representative: Brooke Caviness, COT  
Total Funding: \$54,673,411.53  
Available Funding: \$54,673,411.53  
Design Firm(s): CH2M Hill, HISINC, LLC  
Contractor: Crossland Construction Company  
Start Date: 10.18.2020  
Anticipated Completion: July 2023

- Construction **40.0%** billed, **60.9%** time as of **03.30.22**
- Moved to east side of river as scheduled.
- **East bank trail – safety signage and flagger in place. Issues with cyclists not dismounting and driving around signage.**
- East half dewatering & demolition mobilization started 3.7.22, sawcutting **began** 3.21.22.
- Operations and maintenance planning ongoing included elected officials, RPA, Government staff and stakeholders. Bi-weekly meetings began week of 01.31.22.

**2. Project No. 147200**

Project Name: Arkansas River Pedestrian Bridge  
Representative: Jeff Stava, RPA/TGP and Brooke Caviness, COT  
Total Funding: \$27,400,000.00  
Available Funding: \$27,400,000.00  
Design Firm(s): SBP, MVVA, GKFF, and River Parks  
Contractor: Crossland Construction Company  
Start Date: 05.14.2021  
Anticipated Completion: Spring 2023

- Tier III Funding - \$7.25 million in funding and donations committed
- Construction **52.13%** billed (**\$16,035,109.47**) as of **03.15.22**.
- Abutments and shafts/ piers
  - West approach span piers complete
  - West approach span – **West approach span concrete complete as of 03.16.22**
  - Phase 1 shafts 100% complete
  - Phase 1 piers 1 through 6 are complete
  - Deck concrete started 11.25.21 complete on spans 2-6
  - Phase 2 shafts – **drilling rig mobilizes 04.20.22. Tying rebar cages.**
  - East abutment construction to begin week of 04.18.22.**
- Steel arches 1-6 installed (5 on west, 7 on east)
- Decking & handrails
  - Precast panels installed on spans 2-6, handrail mockup reviewed / approved
- Cofferdam flip / moved to east side of river 02.27.22 - **complete**
- Demo of east half of existing bridge scheduled **complete as of 03.16.22**
- Bridge approach earthwork for west bank bridge complete, horticulture soil to follow in the next few months
- **West bank concrete curb at bike path being installed by the first week of May.**
- **Armored stone installation ongoing**

**3. Project No. 170020**

Project Name: New Trail East Bank 101<sup>st</sup> to Cousins Park  
 Representative: Doug Helt and Nancy Doutey, COT  
 Total Funding: \$ 4,000,000.00  
 Available Funding: \$ 600,000.00  
 Design Firm(s): LandPlan Consultants, Inc (LPCI)  
 Contractor: TBD  
 Start Date: TBD

- Conceptual design completed 02.16.2018 (\$68,454.00)
- Conceptual cost estimate for trail \$10.2 million, with time value at 3% for 13 years - \$15.0 million, with land, total cost is \$26 million.
- TAP (Transportation Alternative Program) grant awarded March 2021 through INCOG to fund design (\$133,991.00 requested, **\$107,193.00 awarded**) for Riverside Drive (Vensel Creek to south of Creek Turnpike)
- **Consultant interviews with COT and ODOT held week of 04.07.22, Land Plan has been selected** as design consultant for Vensel Creek design plans only (does not include construction funding). **Land Plan scoping agreement for further processing.**

**4. Project No. 170025**

Project Name: 23<sup>rd</sup> & Jackson Redevelopment Site – Relocation Study Design and Acquisition  
 Representative: Marsha Hinds, COT  
 Total Funding: \$1,000,000.00  
 Available Funding: \$1,000,000.00  
 Design Firm(s): Cyntergy

- Scope includes planning, design work and partial acquisition costs to relocate Public Works, update master plan site at Harvard and Mohawk, appraise and acquire operation yard location.
- Draft report submitted to Administration, February 2020
- Acquisition of 2 parcels – Tulsa County Yard on North Harvard - \$320K (Vision funding), 56<sup>th</sup> & Garnett - \$1.46 million (water enterprise funds) – closing for both 08.30.2020
- Traffic Engineering is now occupying County site on North Harvard Avenue
- **Amendment** with consultant in process (recommended at 09.01.21 PCSSC).
  - Will include development of a phased transition plan for Water Distribution to move to 56<sup>th</sup> & Garnett site, and review of the Pine Street site as a possible location for Water Distribution.
  - On hold for Mayor’s staff review of original report. Phase 1 and 2 environmental reports provided to Mayor’s office for review. **ONGOING**

**5. Project No. 170030**

Project Name: Gilcrease Museum  
 Representative: Susan Neal, Gilcrease, Mary Kell, COT  
 Total Funding: \$ 104,276,214.00  
 Available Funding: \$ 65,000,000.00



**MEMORANDUM**  
**ENGINEERING SERVICES DEPARTMENT**

Design Firm(s): Smith Group, 1 Architecture; Gallagher & Associates  
Construction Manager: Flintco, LLC  
Start Date: TBD  
Scheduled Completion: 11.30.2024  
Anticipated Completion: 11.30.2024

- Funding – Vision (\$65 M), Remaining bond funds from past Gilcrease projects (\$2.6 M), IOT 2 (\$6 M), ARPA City Funding (\$1 M), Private Funding Tandy (\$10 M), Private Funding other (\$19,676,214) = \$104,276,214
- Private fundraising ongoing - \$ 29.7 million raised to date for construction and design
- Mayor’s Task Force meeting held **03.23.22, next is 04.28.22**
- National Board Meeting held 02.16.22, **next is 05.18.22**
- Bi-weekly construction meetings started 12.14.21.
- Rough Grading and Public Utilities bids opened 12.02.21, **work underway**
- Building demolition started 01.26.22, **completed 03.25.22.**
- Long lead MEP equipment bids opened 02.11.22, submittals in process.
- Early structural package bidding started 02.17.22, **bids opened 03.22.22**
- **No steel bids received, re-bid to open 04.21.22.**
- **Ornamental stairs and railings drawings to bid once received, due 04.22.22.**
- Construction Documents started 12.01.21, **95% set received 03.22.22**, balance of building package due **06.01.22.**
- Groundbreaking scheduled for 05.03.22, 1:00 pm

**6. Project No. 170035**

Project Name: Cox Business Convention Center  
Representative: Mary Kell, COT  
Total Funding: \$ 54,500,000.00  
Available Funding: \$ 54,500,000.00  
Design Firm(s): Matrix Architects, Engineers and Planners, Inc., FFTT  
Construction Manager: Tulsa Vision Builders  
Start Date: 07.01.2018  
Completion: 06.30.2020

- Concrete cracking issues – working on solution for repair -
- Matrix requesting mediation on cracked concrete issue, **mediation meeting held with Matrix 03.16.22. Revised design received 03.29.22 being reviewed by structural engineer.**

**7. Project No. 170045**

Project Name: Airport Infrastructure - Spirit  
Representative: Max Wells, COT  
Total Funding: \$ 5,000,000.00  
Available Funding: \$ 5,000,000.00  
Design Firm(s): Poe  
Contractor: Becco (**Paving work**)  
Start Date: 07.20.21  
Completion Date: 03.08.22 (**Paving work**)



- Paving Phases 1 and 2 (Areas 1,2 ,3 4, 5, 6A & 6B, and 9) completed 12.31.2020
- South parking area parking and parking completed 03.08.22.
- Approximately \$300K remaining in budget for Fire Line extension / elements.
- **Final mylar plans and specs for control valves and fire hydrant replacements under final review, bidding to follow.**

**8. Project No. 170045**

Project Name: Airport Infrastructure – AA (American Airlines)  
 Representative: Mary Kell, COT  
 Total Funding: \$ 14,500,000.00  
 Available Funding: \$ 14,500,000.00  
 Design Firm(s): FSB, Allana Buick & Bers Inc.  
 Contractor (s): The Ross Group Corp  
 Start Date: 12.02.2020  
 Anticipated Completion: TBD

- Agreement with list of projects signed by Mayor 12.02.2020
- Projects:
  - Tail Slot: \$ 2,122,396.00 completed 01.08.2019
  - Hangar 80 Re-Skin: \$ 1,500,000.00 **99.8%** billed
  - AAERO APU: \$ 2,012,277.00 **92.1%** billed
  - Master Plan \$ 575,000.00 **62.0%** billed
  - Plating Shop Roof, MAU \$ 2,400,000.00 **29.2%** billed
  - CUP Cooling Tower & Hangar 6 Cooling Tower \$ 5,757,723.00 **96.4%** billed

Total billed: **\$12,080,708.89** – overall **83.3%** (most recent invoices received **04.18.22**)

**9. Project No. 170050**

Project Name: Tulsa Zoo Elephant Exhibit  
 Representative: Lindsay Hutchinson, TZMI, Gary Schellhorn, COT  
 Total Funding: \$ 25,000,000.00  
 Available Funding: \$ 20,000,000.00  
 Design Firm(s): Selser Schaefer Architects  
 Construction Manager: Nabholz Construction  
 Start Date: 04.04.22  
 Scheduled Completion: TBD  
 Anticipated Completion: TBD

- Earthwork **began** construction 04.04.22.
- Project is \$5.6 million over City funds. Zoo will be covering all funds above City Vison Tulsa budget.
- 100% design drawings submitted 02.28.22 **and were reviewed** by staff
- **Bidding documents submitted 04.15.22, bidding to begin early May 2022.**
- **Groundbreaking scheduled for 05.05.22, 11:00 am**

**10. Project No. 170055**

Project Name: Langston Healthcare Professions Complex  
 Representative: **Matt Croll**, Flintco, Phil Thomas & Kirby Crain, OSU-LRFP  
 Total Funding: \$ 16,250,000.00  
 Available Funding: \$ 16,250,000.00  
 Design Firm(s): Beck  
 Construction Manager: Flintco, LLC  
 Start Date: 06.01.2020  
 Scheduled Completion: 11.30.2021  
 Anticipated Completion: 11.30.2021 (late Spring 2022 with all amenities)

- OSU- LRFP (Long Range Facilities Planning) providing project oversight
- OAC (owner Architect Contractor) calls set up every 2 weeks as of 06.05.2020
- Certificate of Occupancy received week of 12.21.21
- Spring classes not held in new building, planned for summer 2022 classes
- Owner training has been completed on building systems items.
- As-builts and O&M manuals with warranties being compiled.
- Headwalls **installed as of 03.31.22.**
- **No ship date on beds yet, calling daily to get a projected date**, have been affected by supply chain issues.
- PO's issued for camera and security access system, **install started 04.04.22.**
- **Review of auditorium carpet ongoing, joints showing**
- Existing building roofing **repairs to start late April**, soffit and glazing repairs submittals are in review.
- Existing rooftop HVAC equipment is being evaluated for repair with remaining contingency funding.
- Ribbon cutting to be scheduled with Langston and Board of Regents.

**11. Project No. 170060**

Project Name: BMX National Headquarters  
 Representative: Ryan O'Neil, Nabholz, Shane Fernandez, BMX  
 Total Funding: \$ 23,000,000.00  
 Available Funding: \$ 23,000,000.00  
 Design Firm(s): Todd Architecture Group  
 Construction Manager: Nabholz Construction  
 Start Date: 06.01.2020  
 Scheduled Completion: 12.09.2021  
 Anticipated Completion: Spring 2022

- Funding - Vision (\$15 M), TPA (\$2 M), Hardesty (\$1.5 M), UCAT Vision (\$3.6 M) EDIF (\$900 K) = \$23 M total
- Overall construction **91%** billed, **95%** time, original contract time met, now doing additional work for Olympic Team needs for second floor and track modifications.
- **Slurry coating on track complete 04.01.22.**
- **Shower flooring complete, lockers due to site early May 2022.**
- **Punch walk held 04.06.22, completion of punch list ongoing**
- Ribbon cutting held 02.15.22, Substantial Completion 03.01.22
- Art dedication scheduled for **05.20.22, 1:00 pm**



**12. Project No. 170065**

Project Name: South Mingo Corridor  
 Representative: Patty Parks, COT  
 Total Funding: \$ 15,000,000.00  
 Available Funding: \$ 15,000,000.00  
 Design Firm(s): Benham Design, LLC, Garver, Poe  
 Contractor: APAC Oklahoma  
 Start Date: 08.19.2019 (First Phase, 71<sup>st</sup> to 81<sup>st</sup> on Mingo)  
 Scheduled Completion: 10.27.2020  
 Anticipated Completion: November 2021

- First Phase: 71<sup>st</sup> to 81<sup>st</sup> on Mingo (Project 170065)
- Benham Design is consultant
- Some intermittent outside lane closures near Clarehouse
- Sanitary sewer work underway **ongoing, final punch list item**
- Raising of inlet perimeter curb/soil support is being designed to match new HOA fence, **ongoing**
- Second Phase: 91<sup>st</sup> from Mingo to Memorial (Project 170065-A)
- Garver is consultant
- Right-of-way has been submitted to City. Revised ROW and property reports submitted to City ROW staff 11.17.21
- 404 permit submitted to USACE on 10.11.21, will get 404 permit before project goes out to bid. Preliminary 404 mitigation cost is approximately \$1.1M
- Construction funding in Improve Our Tulsa 2 - \$10.7 million
- Third Phase: 81<sup>st</sup> to 91 on Mingo
- Poe is consultant, Contract fulfilled at 60% plans: contract complete 09.01.2020
- Estimated construction cost is \$ 9 M, does not include ROW or utilities
- Construction funding in 2026 (earliest). Design to be completed at a later date.

**13. Project No. 170070**

Project Name: Public Schools Safety First Initiative  
 Representative: Brent Stout, COT  
 Total Funding: \$ 14,500,000.00  
 Available Funding: \$ 14,500,000.00  
 Design Firm(s): Lee Engineering, LLC  
 Contractor: TBD  
 Start Date: TBD  
 Scheduled Completion: TBD

- Bid package 1, 2 and 3 – complete
- Bid package 4
  - Project consists of signing, pavement marking, sidewalks, drainage improvements, pavement, lighting, and traffic signal improvements at Priority 3, 4, and 5 schools.
  - Plans also include bus shelter construction at Priority 1-5 schools.
  - Rights of entries have been approved by TPS and have been returned to Engineering Services week of 07.12.2021.
  - ROW documents have been submitted and acquisition in process





- Design modification completed for Carnegie Elementary to improve drainage of school property, mylars received 12.10.21. Revised mylars submitted on 12.22.21
- Lee Engineering has revised the title blocks for ROW maps with aeriels and has sent to City.
- Once ROW acquisitions are complete, project will go out to bid. **ongoing**
- Utilities relocation efforts are currently being identified **and are 50% complete. Once completed, utility relocations will be scheduled.**

**14. Project No. 170080**

Project Name: Citywide Commercial Revitalization  
 Representative: Jonah Toay, COT  
 Total Funding: \$ 3,600,000.00  
 Available Funding: \$ 3,600,000.00  
 Design Firm(s): Place Dynamics, Inc, Medium Giant (formerly Belo+Company)

- Retail Market Study by Place Dynamic, Inc. (\$125K) completed January 2019
- Retail Market Study will inform use of Commercial Revitalization fund, as well as assist Route 66 Commission in targeting Route 66 funds
- Project 1: \$100K – Medium Giant (Belo+Company, formerly Cubic) media strategy consultant
- Marketing campaign concepts were presented December 2020
- Launch of a \$150K - \$300K marketing campaign paused until TAE0 marketing and branding efforts are complete. **ongoing**
- Project 2: \$1.1 million from Commercial Revitalization used to seed Business Resilience and Recovery Fund, reimbursement from CARES act dollars is expected to fully fund the Commercial Revitalization Strategy.
- All funds disbursed
- City has received \$423,965.54 as of 01.31.22 in repayments
- Project 3: \$1.5 million BRT (Bus Rapid Transit) Revolving Loan Fund
- TEDC is evaluating projects for program and providing low to zero interest loans
  - TEDC approved a loan of \$210K loan to Rise and Develop
- Project 4: \$150K (3 years x \$50K) 4 Destination Districts – INCOG administering: Greenwood, Route 66, Kendall Whittier, and Global District (formerly International District) (21<sup>st</sup> & Garnett area).

**15. Project No. 170080**

Project Name: Route 66 Beautification & Reinvestment  
 Representative: Dennis Whitaker, INCOG  
 Total Funding: \$ 3,700,000.00  
 Available Funding: \$ 3,700,000.00  
 Design Firm(s): INCOG staff

- Route 66 Commission and Tulsa Planning Office (INCOG) staff providing oversight
- Retail Market Study informed targeted funding uses on corridor
- Uses include marketing, wayfinding, façade grants, neon sign grants and project maintenance.
- **48** neon sign grants in various stages of contracting through installation



- Total for neon signs: \$613 K total costs \$279 K total grants.
- Tulsa Fire Department neon sign project: Station 4 (near 12<sup>th</sup> & Guthrie) and Station 66 signs installed, and power is being coordinated. Public dedication to be scheduled.
- “Shop Saturday” monthly event continues including partnerships with Tulsa Bike Share and **Foster Parent Connection Event**
- Shop 66 Ads will appear in Tulsa World through June 2022
- **Historic Marker complete**, East Gateway and Skywalk are under repair.
- Special Event Grant Draft is being routed for review by the administration, finance, and legal departments. **Ongoing**
- **An inaugural event for a casual Route 66 bike ride is scheduled for 09.24.22.**

**16. Project No. 170085**

Project Name: Peoria-Mohawk Business Park  
 Representative: Chris Gimmel, COT  
 Total Funding: \$ 10,000,000.00  
 Available Funding: \$ 10,000,000.00  
 Design Firm(s): Cedar Creek (no Vision funding)  
 Contractor: Crossland Heavy  
 Start Date: 10.22.2020 (Bid package 3)  
 Scheduled Completion: 10.31.2021  
 Anticipated Completion: December 2021

- Bid package 1 – mass grading with earth change permit – completed 04.30.2020
- Bid package 2 – public road and site utilities – completed 09.30.2020
- Bid package 3 – scope is water line, paving, storm and sidewalks / trail for Mohawk Blvd and the Utica cul-de-sac off 36<sup>th</sup> street North
- 30-inch Waterline complete and tied into system 11.16.21, delays in getting fittings for pipe delayed entire project.
- Driveway, sidewalks, and remaining fence scheduled completed 01.31.22
- Crossland change order heard 03.02.22 City Council Public Works Committee, for time additional work (fencing, sidewalk, retaining walk etc.) \$31K and time given for weather and repair of 30-inch waterline by others. **ongoing**
- Ribbon cutting for Muncie **to be scheduled.**

**17. Project No. 170100**

Project Name: Air National Guard 138FW MTC (Mission Training Center)  
 Representative: Mary Kell, COT  
 Total Funding: \$ 9,400,000.00  
 Available Funding: \$ 9,400,000.00  
 Design Firm(s): LWPB Architects  
 Construction Manager: Crossland Construction Company, Inc.  
 Start Date: 07.01.2018  
 Scheduled Completion: 07.01.2020 (Building operational)  
 Completion: 01.31.2021

- New RFP for art **drafted, new committee to meet soon to review so that RFP can be sent out**, previously selected artist no longer interested in project



**MEMORANDUM**  
**ENGINEERING SERVICES DEPARTMENT**

**18. Project No. 170125**

Project Name: McCullough Site Improvements  
Representative: Gary Schellhorn, COT  
Total Funding: \$ 3,600,000.00  
Available Funding: \$ 3,600,000.00  
Design Firm(s): LandPlan Design Consultants  
Contractor: Voy Construction  
Start Date: 11.23.21  
Scheduled Completion: 09.12.22  
Anticipated Completion: 09.12.22

- BOA (Board of Adjustment) approved updated site plan 05.25.2021
- Bid awarded to Voy Construction for \$2,943,093.11, pre-con held 11.09.21.
- Building permit approved 01.19.22
- Contractor and Designer are processing all submittals and approvals for material and equipment acquisition for the project. **ongoing**
- Mobilization started 11.23.21
- Total construction time **45%, billed 18%**

**19. Project No. 170140**

Project Name: Route 66 Village Train Depot  
Representative: Marsha Hinds, COT  
Total Funding: \$ 3,000,000.00  
Available Funding: \$ 3,000,000.00  
Design Firm(s): Keith D. Robertson, Architect  
Contractor: VOY Construction  
Start Date: 06.01.2020  
Scheduled Completion: 10.31.2021  
Completion: 10.31.2021

- Will process consultant's final invoice **once record drawings are received**

**20. Project No. 170145**

Project Name: Tulsa Arts Commission  
Representative: **Robi Jones**, INCOG  
Total Funding: \$ 2,250,000.00  
Available Funding: \$ 750,000.00

- 1<sup>st</sup> round of artist grants totaling \$300K, 29 agreements signed by Mayor 09.02.2020
- 2<sup>nd</sup> round of grants totaling \$300K, 33 agreements approved by Mayor 03.03.2021
- 3<sup>rd</sup> round of grants applications received 12.05.21. 17 submittals received. Review of submittals to start **April 2022 (committee now complete)**.
- **Recommendations expected to be made at 05.09.22 or 06.13.22 Arts Commission meeting**

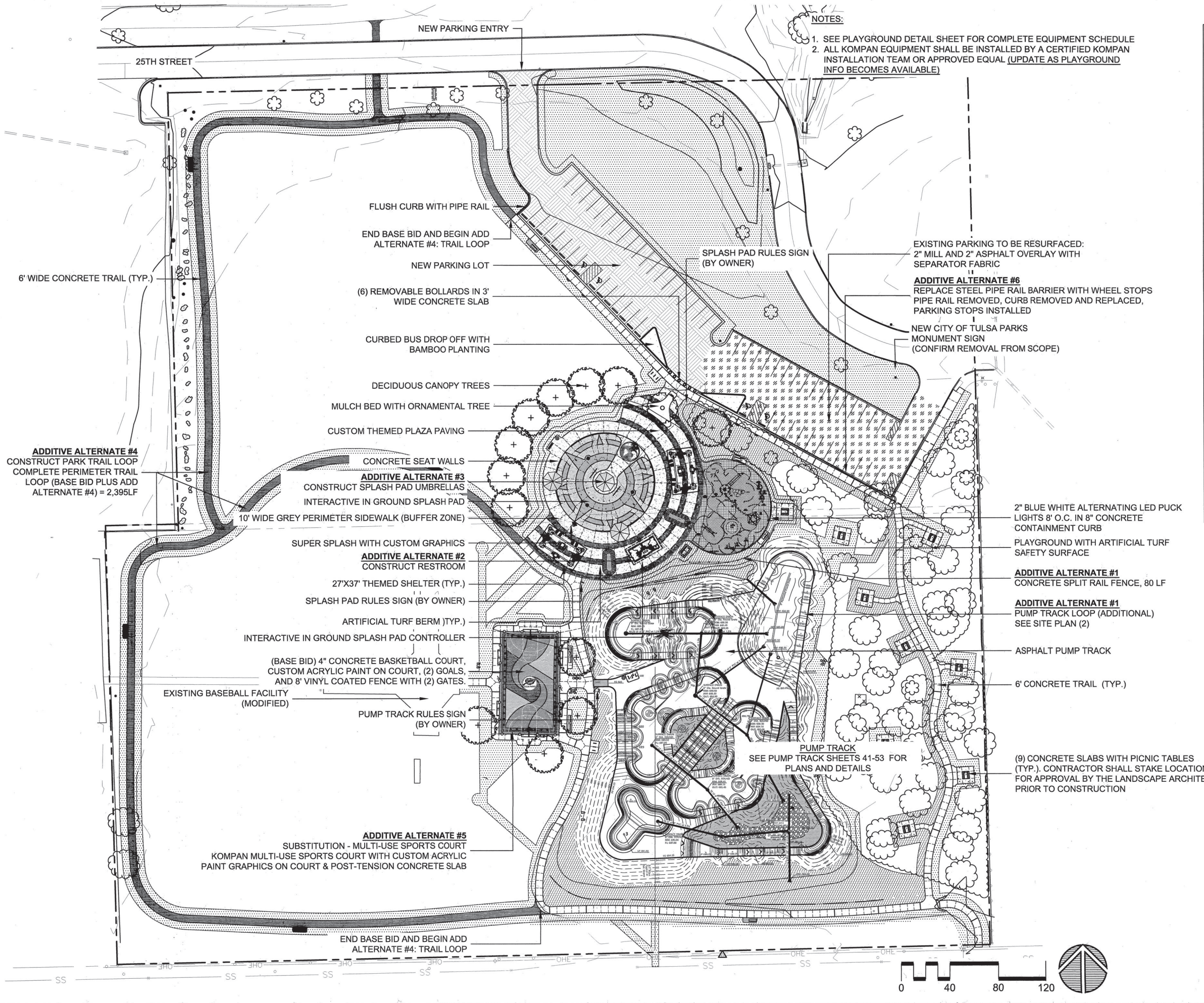
	B	C	D
1	<b>VISION TULSA - PROJECT ACTIVITY / NEXT STEPS 04.07.22</b>		
2	<b>PROJECT - Economic Development</b>	<b>COST</b>	<b>COMMENTS AND NEXT STEPS</b>
3	Arkansas River Infrastructure & Amenities (City of Tulsa Share)		
4	Zink Lake and Related Amenities		- Project coordination team: CH2 (Jacobs), GKFF, MVVA, Holly Frontier, AEP/PSO, LandPlan, INCOG, City, River Parks, Crossland, Parks and Recreation Dept, and PMG.
5	Low-Water Dam with Recreational Gates & Flume	<b>\$48,000,000</b>	- Crossland Construction Company, \$38,934,499.49. - Construction time frame is 850 days, Start 10.19.20 Anticipated Completion: July 2023 - As of <b>03.30.22: 40.0% billed; 60.9% time</b> - CH2M has received signed claim from Crossland 01.24.22 due to Obermeyer delivery delays - <b>Moved to east side of river as scheduled</b> - <b>East Bank Trail - safety signage and flagger in place. Issues with bikers not dismounting and driving around signage. Progressive signage and trail detours established to create safe crossing.</b> - <b>Operations / Planning meeting 04.07.22 130p (every other Thursday)</b> - Ethics complaints issued to Oklahoma State Board of Licensure for Professional Engineers and Land Surveyors by Charles Pratt. Interviews with board investigating attorney held 03.01.22. Those listed: Gaylon Plnc, Murry Fleming, Lars Ostervold, Paul Zachary, and Brooke Caviness. <b>Inquiry sent to Board investigator 04.04.22.</b> <b>ONGOING</b>
6	New Pedestrian Bridge	<b>\$15,000,000</b>	- Design Team: SBP, MVVA, GKFF, and River Parks - City identified funding sources for Tier 1: \$24.4 million (\$15 million Vision funding + \$9.4 Sales tax funding), Tier 2: \$3 million identified in savings in 2005 and 2008 funding packages. Tier 3: GKFF is reporting \$7 million raised. - <b>As of 03.15.22: 50.41% billed</b> - Estimated completion is Spring 2023. - <b>Drilled piers begin 04.20.22</b> - <b>Demo of old ped bridge 03.21.22 - 04.08.22</b> - Steel arches erected: Spans 1-5 (5 on west, 7 on east) - Steel arches 1-6 installed - Precast concrete installation underway on spans 2-6. - <b>Bridge approach earthwork for west bank is complete. Horticultural soil to be placed over next 90 days.</b>
7	Mitigation, Bank Stabilization & Outfall Protection for Dam		- 404 permit issued, land banking for mitigation was purchased.
8	South Tulsa/Jenks Lake and Related Amenities	<b>\$64,214,000</b>	- Vision Tulsa: ON HOLD - Other partners contribution \$32,862,000 for the project by 12.31.22. Both Jenks and City of Tulsa have the same reallocation date. - Funding includes long-term operating and maintenance endowment for both dams and related amenities. Zink Dam OM portion is \$18 million. - Discussions on alternative funding sources to close the gap are ONGOING
9	Low-Water Dam and Pedestrian Bridge		- \$8.3 million for land acquisition includes land for trail to Cousins Park. <b>NO CHANGE</b>
10	East Bank Park, Boat Dock, and Abutment Improvements		
11	Vensel Creek Park and Boat Dock		
12	East Bank Trail Connection from Low-Water Dam to Vensel Creek		
13	Mitigation, Bank Stabilization & Outfall Protection		
14	Turkey Mountain Urban Wilderness	<b>\$7,600,000</b>	- Acquisition of property: \$5,490,928.25 - Turkey Mountain Master Plan components: \$2,109,071.75 - RPA has trail maintenance projects underway. New and old trail alignments to address erosion and clearing. ONGOING - Identified projects are trail along 71st Street and lighting ONGOING - <b>NO UPDATE</b>
15	Levee District #12 Rehabilitation - Local Matching Funds	<b>\$5,000,000</b>	- Monthly meeting on PED, EDA, and USACE activities. - Funding from Disaster Recovery Funds pool were announced 01.19.22 - PED (Preliminary Engineering Design) underway through USACE: <b>Cutoff walls at superfund site, Charles Page Floodwall, armor designated portion of Levee B for overtopping, filter berms for Levee A and B, fill low areas for tieback on Levee B, and repairs / replacements of outfalls for pipes penetrating Levees A and B.</b> <b>ONGOING</b> - <b>EDA Grant - design is underway for pump stations, generators, and SCADA systems ONGOING</b> - <b>PL 84-99 Emergency Repairs to be completed over the next 12 months: repair of erosion areas (complete) and repair of pump station components not covered in PED. ONGOING</b>
16	New Trail, East Bank-101st to Cousins Park (Design and Matching Funds), AKA "River Parks Trail 101st to 121st"	<b>\$4,000,000</b>	- LandPlan is design consultant. - Concept cost estimate \$10.2 million, with time value at 3% for 13 years - \$15.0m - Cost estimate with land is \$26m. - City received 2 projects, one on Riverside Drive (Vensel Creek to south of Creek Turnpike) reduced scope to design only (\$133,991) to fit in more projects per INCOG and for City to secure rights-of-way. - Consultant interviews held with COT and ODOT results pending to select design consultant for Vensel Creek design only. \$107,193 has been awarded for this project. <b>PENDING</b>
17	23rd & Jackson Redevelopment Site - Relocation Study, Design & Acquisition	<b>\$1,000,000</b>	- Cynergy team is project consultant - Draft final report submitted February 2020. - Amendment No. 1 reviewed/approved 09.01.21 by PCSSC. This is to be discussed further to ensure responding to questions being asked of this program. - Relocation study is under review. - Phase 1 and 2 Environmental reports provided to Mayor's office. - <b>NO UPDATE</b>
18	Gilcrease Museum Expansion	<b>\$65,000,000</b>	- Gallagher & Associates (G&A) - Owner's Representative (TU and City of Tulsa) - SmithGroup Architect / Flintco CM - Gilcrease Museum Mayor's Task Force <b>scheduled for 04.28.22</b> - Additional funds for project: \$39.28 million - <b>95% construction documents submitted 03.22.22, being reviewed.</b> - <b>100% Construction Documents due 06.01.22</b> - <b>Structural bids opened 03.22.22. Estimate \$16.6 million actual bid \$22.2 million.</b> - <b>No bids received for steel package: too many RFI(s) and opening conflicted with other activities. Rebid is scheduled for 04.21.22 with clarifications.</b> - <b>Funding agreements to incorporate philanthropic funds in progress. ONGOING</b>



	B	C	D
1	<b>VISION TULSA - PROJECT ACTIVITY / NEXT STEPS 04.07.22</b>		
2	<b>PROJECT - Economic Development</b>	<b>COST</b>	<b>COMMENTS AND NEXT STEPS</b>
19	<b>Cox Business Center</b>	<b>\$54,500,000</b>	- Matrix is project architect, TVB (Tulsa Vision Builders) is Construction Manager - Matrix <b>provided</b> new design and will be paying for <b>portion</b> tear out and reconstruction. Any betterments will be paid by City, i.e. additional joint pattern, etc. - <b>Design being reviewed by structural engineer.</b> - <b>Removal and replacement areal table and figure being finalized to go to Matrix and TVB (Cantera)</b>
20	Arena District Master Plan	<b>\$500,000</b>	- Project completed January 2019
21	<b>Tulsa Fairgrounds</b>	<b>\$30,000,000</b>	- FINAL PAYMENT APPROVED BY MAYOR 11.09.21
22	<b>Airport Infrastructure</b>		- Projects summarized below with descriptions (\$27,300,000 total)
23	<b>American Airlines Total:</b>	<b>\$14,500,000</b>	- Projects complete: \$2.4 m - Agreement with list of projects signed by Mayor 12.02.2020
24	AA Tail Slot	\$2,122,396	100%
25	Hangar 80 Re-Skin	\$1,500,000	99.8%
26	AAERO APU	\$2,012,277	92.0%
27	Master Plan	\$575,000	62.0%
28	Plating Shop Roof and Make-Up-Air Units	\$2,405,000	27.9%
29	Central Utility Plant Cooling Tower & Hangar 6 Cooling Tower	\$5,885,327	94.3%
30	Contingency	\$0	
31	<b>Airport Facilities:</b>	<b>\$12,800,000</b>	
32	Air Force Plant 3 (AFP3) - Navistar	\$2,200,000	COMPLETE
33	Airport	\$1,900,000	- Funding for further investments in City-owned facilities and/or economic development opportunities. - AMD forwarded to TAE0 the additional needs of Building 6, e.g. freight elevator and north and south overhead doors (fixed and/or replaced). <b>NO UPDATE</b>
34	City Airport Facilities - Building 6 Roof	\$700,000	- Building 6 roof replacement: Contractor is Lowry Construction - Project delayed start due to lead time on material deliveries. - Some materials delivered, the balance of the materials due in <b>April 2022</b> start. <b>ONGOING</b>
35	Spirit Leasehold Properties	\$5,000,000	- Spirit: \$5.0 million for various City owned facilities improvements - paving and resurfacing list of projects received from Spirit - Parking areas <b>complete</b> - <b>Final plans routing for signature for fire hydrant replacements and valve repairs.</b> <b>Current cost Estimate \$250k (Available balance +/- \$300k)</b>
36	Grant Matching Opportunity	\$3,000,000	- EDA Phase 1 BBB funding for new Hangar. Local match is anticipated to be <b>\$3.0m</b>
37	<b>Tulsa Zoo &amp; Living Museum</b>		
38	Elephant Experience	<b>\$20,000,000</b>	- Selser Schaefer is design consultant and Nabholz is CM; - <b>100% plans submitted 02.28.22 under review</b> - Earthwork Package opened bids on 01.07.22. <b>NTP 04.04.22 (Barnhart)</b> - TZMI agreement will be defined once <b>100%</b> plan review is complete. - <b>ONGOING</b>
39	Zoo Entrance	<b>\$5,000,000</b>	- <b>TZMI fundraising ONGOING</b>
40	<b>Langston University - Tulsa Healthcare Professions Complex Expansion</b>	<b>\$16,250,000</b>	- OSU Long Range Planning Committee oversight, Architect - Beck, CM - Flintco - FFE and equipment is being delivered and partially installed. Supply chain issues impacting finalizing delivery dates. - PO's are in process for camera and security access systems. - Existing building roofing, soffit and glazing repairs submittals are in review. - Existing rooftop HVAC equipment is being evaluated for repair with remaining contingency funding. - <b>Carpeting is being reviewed in auditorium. Joints are showing too much.</b> <b>ONGOING</b> - Ribbon cutting to be scheduled with Langston and Board of Regents. <b>PENDING</b>
41	<b>BMX National Headquarters</b>	<b>\$18,600,000</b>	- Architect - Todd Architecture Group (prev. Fritz Baily), CM - Nabholz - BMX Vision (\$15M) UCAT Vision money (\$3.6M), EDIF funding (\$900K), Hardesty (\$1.5M), TPA (\$2M) - \$23M total funding - <b>Overall construction as of 03.31.22 91% billed. Original contract time met, now doing additional work</b> for Olympic Team needs for second floor and track modifications. - <b>Slurry coating on track complete 04.01.22</b> - Supply chain issues: lockers - <b>Platting issues coordinated with TMAPC staff. ONGOING</b>
42	<b>South Mingo Corridor</b>	<b>\$15,000,000</b>	
43	Mingo, 71st to 81st	\$7,489,800	- Benham is design consultant for Mingo, 71st to 81st; Contractor is APAC Oklahoma - Construction <b>97% billed</b> . Substantial completion 08.17.21. - Sanitary sewer work is underway. <b>Point repair in front of Clarehouse</b> . Intermittent outside lane closure near Clarehouse. - Raising of inlet perimeter curb/soil support is being designed to match new HOA fence. <b>ONGOING</b>
44	91st Street, Mingo to Memorial	\$6,768,044	- 2nd Phase - Final Design is underway (Garver) 91st, Memorial to Mingo - 404 Permit: application submitted to USACE in October. Preliminary review of mitigation is \$1.1 m. <b>ONGOING</b> - Construction funding in Improve Our Tulsa 2 - \$10.7 million (Construction funding FY23) - Right-of-way documents submitted to City for review. <b>ONGOING</b> - <b>NO UPDATE</b>
45	Mingo, 81st to 91st	\$742,156	- 3rd Phase - Preliminary Design (Poe) Mingo, 81st to 91st - COMPLETE
46	<b>Public Schools - Safety First Initiative</b>	<b>\$14,500,000</b>	- Lee Engineering is design consultant. - 50+ schools on list and 5 priority levels of work to be performed. - Bid package 1, 2, and 3: Complete - Bid package 4: Revised mylars submitted 12.22.21 and signed (modified to improve drainage at Carnegie) - Lee preparing right-of-way documents. Project will advertise once right-of-way is complete. <b>NO UPDATE</b>
47	<b>Capital Equipment (non-Public Safety)</b>	<b>\$12,000,000</b>	- No action required
48	<b>Citywide &amp; Route 66 Beautification and Reinvestment</b>		- Order of work: 1. Commercial Revitalization, 2. Route 66 3. Beautification - Total of \$11,000,000 split into projects below.
49	Citywide Commercial Revitalization	<b>\$3,600,000</b>	- <b>Project 1: \$100K - Medium Giant (fka Belo+Company, formerly Cubic)</b> media strategy consultant - Marketing campaign plan submitted end of December 2020, branding and design may alter after transition to TAE0. - Launch of a marketing campaign paused until TAE0 marketing and branding efforts are complete. - <b>Project 2: \$1.1 million</b> from Commercial Revitalization used to seed Business Resilience and Recovery Fund, reimbursement from CARES Act dollars is expected to fully fund the Commercial Revitalization Strategy. All funds disbursed. - City has <b>received \$423,966.54 as of 01.31.22 repayments.</b> - <b>Project 3: \$1.5 million</b> BRT (Bus Rapid Transit) Revolving Loan Fund - TEDC approved loan of \$210k for Rise and Develop - TEDC is evaluating projects for program and providing low to zero interest loans - <b>Project 4: \$150K (3 years x \$50K)</b> 4 Destination Districts - INCOG administering: Greenwood, Route 66, Kendall Whittier and Global (fka International) District (21st & Garnett area) <b>NO UPDATE</b>

	B	C	D
1	<b>VISION TULSA - PROJECT ACTIVITY / NEXT STEPS 04.07.22</b>		
2	<b>PROJECT - Economic Development</b>	<b>COST</b>	<b>COMMENTS AND NEXT STEPS</b>
50	Route 66	\$3,700,000	- Route 66 Commission and Tulsa Planning staff to provide oversight - Neon sign grant program - 43 in various stages of contracting, variance / permitting and construction. \$256k in matching grants awarded to date (\$565k total spent) - Fire Station 4 and Station 66 <b>signs installed and power connections underway.</b> <b>Public dedication once "lights on"</b> - Marketing map produced showing 2 Route 66 alignments, 7 commercial districts and completed neon signs. - "Shop Saturday" will continue through June 2022 - <b>East Gateway, Historic Marker and Skywalk are in phases of evaluating repair needs or are under repair.</b> - <b>Special Event Grant Draft is being routed for review by the administration, finance, and legal departments.</b>
51	Citywide Beautification	\$3,700,000	- <b>03.10.22</b> Staff working group <b>to meet</b>
52	Peoria-Mohawk Business Park	\$10,000,000	- 60.8% appropriated funds expended/encumbered. - <b>Crossland change order heard 03.02.22 City Council PWC: time additional work (fencing, sidewalk, retaining wall, etc.) \$31K and time given for weather and repair of 30-inch waterline by others.</b> - MUNCIE ribbon cutting planned for <b>April 2022. ONGOING</b>
53	Public Schools - Partnership with Union, Jenks & Tulsa Public Schools in Teacher Retention, Recruitment, and Training Efforts	\$10,000,000	- Schools share \$1.4 million per year - Union and Jenks have agreements in place for 2020-2021 - TPS agreement executed June 2021. - <b>NO UPDATE</b>
54	Community Health Connection East Clinic	\$9,975,000	- <b>COMPLETE:</b> Project complete facility opened 04.13.2020
55	Air National Guard F35 (Mission Training Center) Simulator Training Center	\$9,400,000	- LWPB is design consultant, Crossland is CM - Artist draft agreement. On-site meeting held on 12.08.21. <b>Failed to contract.</b> - <b>Artist no longer interested in project. 2 options: Art Commission review previous submittals or send out new RFP.</b>
56	Discovery Lab - Tulsa Children's Museum Permanent Site	\$8,000,000	- <b>COMPLETE: Ribbon cutting and opening 01.24.22.</b>
57	Peoria Connection - North Peoria Avenue, 56th St. to Mohawk Blvd.	\$7,000,000	
58	Peoria BRT	\$3,700,000	- HNTB is design consultant for BRT. BRT completed 03.31.2020 - BRT funding at \$4.8M. Only will use \$3.7M (additional communications pending) - <b>NO CHANGE</b>
59	Peoria Enhancements 56th Street North to Mohawk Blvd	\$3,300,000	- NTEDI reduced standard meetings due to completion of scoping of current projects. Standing meetings are 4th Tuesdays, 10:30 am - <b>PSO has installed the new lights from 56th Street North to 50th Place North. They are working their way south.</b> - Sidewalks in 3 City projects will put sidewalks throughout the corridor except for a gap south of 46th Street North to Tech Center. Construction planned for 2022. Coordinating with ODOT funding. - Up With Trees presented updated landscaping plan. <b>Installation areas being reviewed for work areas unaffected by future sidewalk work.</b>
60	TCC Career Placement	\$5,320,000	<b>COMPLETE</b>
61	University Center at Tulsa Authority/OSU-Tulsa		- Brown Ordinance; project deleted. Money (\$3,600,000.00) reallocated to BMX, 05.08.19
62	McCullough Park	\$3,600,000	- Consultant is LandPlan. - Voy is Contractor - <b>Construction status: As of 03.31.22: 18% billed; 29% time ONGOING</b>
63	Mohawk Sports Complex	\$3,500,000	<b>COMPLETE</b>
64	GO Plan - Priority Projects Identified in the Bicycle/Pedestrian Master Plan	\$3,125,000	<b>COMPLETE</b>
65	Route 66 Village Train Depot	\$3,000,000	<b>COMPLETE</b>
66	Tulsa Arts Commission	\$2,250,000	- 1st round \$300K for COVID-19 artist relief grants signed by Mayor 09.02.2020 - AWARDED - 17 small organization grants totaling \$85,000 - 12 large organization grants totaling \$214,998 - 2nd round of grants approved by Mayor 03.03.21 AWARDED - 22 small organization grants totaling \$187,000 - 11 large organization grants totaling \$113,000 - 3rd round of grants <b>received</b> 12.05.21, 17 received to date - <b>Recommendation of awards to be made at Arts Commission meeting(s) on 05.09.22 or 06.13.22 ONGOING</b>
67	Tulsa Performing Arts Center Trust	\$1,000,000	<b>COMPLETE</b>
68	<b>TOTAL</b>	<b>\$510,634,000</b>	





**LEGEND**

[Pattern]	ARTIFICIAL TURF SURFACING	[Symbol]	EXISTING TREES
[Pattern]	ARTIFICIAL TURF SURFACING	[Symbol]	SANITARY SEWER MANHOLE
[Pattern]	CONCRETE SIDEWALK	[Symbol]	WATER METER
[Pattern]	CONCRETE PAVING	[Symbol]	BENCHMARK
[Pattern]	U3 BERMUDA SOD	[Symbol]	DECIDUOUS CANOPY TREES
[Pattern]	ASPHALT PARKING	[Symbol]	ORNAMENTAL TREES
[Pattern]	MILLED AND RESURFACED PARKING	[Symbol]	BAMBOO PLANTING
[Symbol]	HANDICAP RAMP		
[Symbol]	SPORTS LIGHT		
[Line Style]	CONTOUR MAJOR		
[Line Style]	CONTOUR MINOR		
[Line Style]	SPLIT RAIL FENCE		
[Line Style]	EXPANSION JOINT		
[Line Style]	HAND TOOLED CONTROL JOINT		

**SITE PLAN (2)**  
PROJECT # 170125

**TULSA MCCULLOUGH PARK**

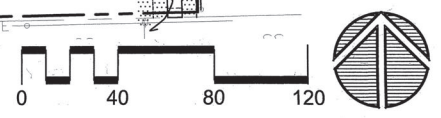
CITY OF TULSA, OKLAHOMA  
ENGINEERING SERVICES DEPARTMENT

PLANS AND ESTIMATES PREPARED BY:  
**LANDPLAN CONSULTANTS**  
1110 WEST 23rd TULSA, OK 74107 918-584-6464

4/6/21

REVISION	BY	DATE	PLAN SCALE:	DRAWN:	LPCI	APPROVED:
			N/A	DESIGNED:	LPCI	
				SURVEY:	MES	
			PROFILE SCALE:	PROJ. MNGR.:	5/21	
			HORIZONTAL:	LEAD ENGR.:	5/21	
			N/A	FIELD MNGR.:	5/21	
			VERTICAL:	RECOMMENDED:	5/21	
			N/A	DESIGN MANAGER:		
			FILE:	DRAWING:		
			ATLAS PAGE NO. 236	DATE:	5.28.2021	

SHEET 8A OF 54 SHEETS





# Public Safety and Economic Development

**Attendees:**

Kathy Sebert  
Linda Jenkins  
Steve King  
Ashley Webb  
Janae Bradford  
Ellouise Cochrane  
Mareo Johnson





**Report  
To  
Sales Tax Overview Committee  
On  
Public Safety, Urban Development  
and Equipment**

TO: Public Safety, Urban Development and Equipment Subcommittee  
Sales Tax Overview Committee

SUBMITTED BY: Marsha Hinds, Lead Engineer  
Special Projects Design, Engineering Services Department

DATE: April 14, **2022**

The status of projects managed by the Special Projects Design section of the Engineering Services Department as of **April 14, 2022**, is as follows:

2006 Sales Tax (6009)

Project No. SP 17-1

Budget: \$5,300,000.00

Project Description: Fire Station #33.

A New 4-Bay Fire Station located at E. 41<sup>st</sup> Street and S. 134<sup>th</sup> East Ave

Consultant: Kirkpatrick Architecture Studio

Contractor: Voy Construction

Status: Roof complete. Building is enclosed. Contractor continues working. **Design team and Contractor met on site 4/5/22 and reviewed the driveway concrete work. Various flaws with the placement were noted. Sub-contractor to clean, address issues and request another site review.**

Art Contract with Joe Norman was executed 1/12/22. Kick-off meeting was held 2/4/22. This will be a free-standing stainless steel sculpture, with one side painted in epoxy paint.



JOE NORMAN | THE NATIONAL SCULPTORS' GUILD  
2683 North Taft Avenue | Loveland, Colorado 80538 | (970) 667-2015  
Joe@NationalSculptorsGuild.com | NationalSculptorsGuild.com

Project No. 067520 and 040430-7, Route 66 Xperience, TAC 1011

Budget \$5,000,000

Project Description: Interactive Route 66 Interpretive Center located at the northeast corner of Riverside Drive and Southwest Blvd.

Status: This project is now under the Mayor's office purview.  
A RFP (RFP 22-913), Vision 2025:Development of a Mixed-Use Route 66 Project, for the site was released, Developer proposals were due 1/19/22.  
**There were 4 proposals received and reviewed. Interviewed two groups. Having on-going conversations with both parties.**

Project No. 065100, Contract 32, Misc. Electrical / Mechanical Services Citywide

Consultant: Cyntergy

Status: New \$25K agreement executed.

Equipment Management/Asset Management Department has requested a generator replacement project at the Newblock site.

Held the kick-off meeting with the consultant and user group 2/28/22 for the Newblock generator **project SP 22-4, Consultant working.**

Project No. 065100, Contract 31, Misc. Structural Engineering Services Citywide

Consultant: Wallace Engineering – Structural Consultants, Inc.

Status: The consultant is providing services as requested by the City.  
Used \$484K out of the \$617.5K agreement.

#### 2014 Improve Our Tulsa (6014)

Project No. 145100, ADA Transition Plan – Building

Project Description: Improve accessibility for disabled citizens at various identified City facilities by improving to Americans with Disabilities Act (ADA) standards.

The 2016 Transition Plan Study included the following sites:

Municipal / Police Courts, BOK Center, Tulsa City Hall, 23<sup>rd</sup> and Jackson Facilities, Tulsa Zoo, and Nature Center

Maxwell Convention Center = The Maxwell Convention Center items were taken care of in the Vision Tulsa Cox Business Center project.

Animal Shelter = The Animal Shelter items will be taken care of in the Improve Our Tulsa Animal Shelter expansion project.

Performing Arts Center = Performing Arts Center items were taken care of in the Improve Our Tulsa PAC renovations project.

Gilcrease Museum = The Gilcrease Museum items will no longer be valid with the new building.

Police- Gilcrease Division = The Police -Gilcrease Division some items will be addressed in the upcoming renovation project.

Consultant: TODD Architecture Group

Total Appropriations: \$1,275,000, Balance: \$725K

Status: Received a request from the 911 Center of review of employee entry points.

Installation complete. Received a request from the Forensics Lab of review of employee entry points. Installation complete,

Authorized \$100K at each of the 3 Police Uniform Divisions. These funds are being incorporated into project 146120.

Received an additional request from the 911 Center. Field reviewed 1/5/22. Working with Facility Maintenance to accommodate the request.

Prepared and issued a Street Cut permit application for a new sidewalk and wheelchair ramp from the parking lot to the employee's entrance gate. This work will be performed by the Infrastructure contractor and managed by the Streets and Stormwater Department.

Project No. 145200, ADA Transition Plan – Parks

Project Description: Improve accessibility for disabled citizens at various identified City parks by improving to Americans with Disabilities Act (ADA) standards.

Consultant: Crafton Tull

Total Appropriations: \$1,140,000. Balance \$305K

Contractor: Builders Unlimited

Contract Amount: \$331,277.00

Status: A meeting was held to discuss the concrete testing results, the contractor has offered an extended warranty on the concrete. The City is willing to accept this offer. All of the ADA slope issues have been addressed and fixed.

**Final walk scheduled for 4/12/22**

**We are preparing a new design contract with McIntosh to finalize the design improvements for Hunter Park.**

The 2016 Transition plan also included the following sites:

Mohawk, Veterans, Lacy\*, McClure\*, Whiteside\*, Hunter\*

\*Other capital improvement projects, i.e. Lacy Pool, McClure Pool, Whiteside Pool and Hunter playground have addressed some of the noted deficiencies at said locations.

Project No. 145300, Public Facilities – OTC City Hall

Project Description: Fire Alarm System upgrade, replace carpet on floors 3, 4, 5, 6, and 14

Contractor for Fire Alarm System Upgrade: Johnson Controls

Consultant for re-carpeting: Matrix

Contractor for re-carpeting: Apparent low bidder L&M

Total Appropriations: \$3,295,000. Balance \$2.3M

Status: Fire Alarm System upgrade complete

OTC City Hall 3<sup>rd</sup>, 4<sup>th</sup> and 6<sup>th</sup> floor Carpet is complete

Contract awarded to L & M. 14<sup>th</sup> floor complete. Contractor working on the 15<sup>th</sup> floor.

**Approximately 85% complete.**

Project No. 145400, Public Facilities – Roofing

Project Description: Inspection, assessment, prioritization and repairs of roofing for various City facilities.

Consultants: Cyntergy, LLC & SGA Design Group, PC

Total Appropriations: \$3,000,000. Balance \$531K

Status:

Location	Project #	Status	Consultant
Hill Rec. Center	SP 21-3	<b>Contractor: Lowry Construction. Contractor working</b>	SGA
EMF Roof (Electronics Maintenance Facility)	SP 17-05	Consultant has restarted work on this project.	SGA
Lacy Rec. Center	SP 21-2	<b>Bids opened 2/18/22, Processing Construction Contract, American Roofing Construction.</b>	SGA
Tulsa Fire Department Field Ops (Old #9)(Which has been renamed FS#1)	SP 17-11	On hold consultant working on TMUA projects for us.	SGA

Project No. SP 16-1-1453XX, PAC Renovations

Consultant: Matrix

Project Description: Combined Project 145350; PAC Renovations, 145340; PAC Fire sprinklers, 145360; PAC Fan coil replacement and 145370; PAC HVAC motor replacement into one design agreement.

Contractor: CEI (Contract # 33312)

Contract Amount: \$1,861,694.12

The City has filed suit. City of Tulsa has been served with discovery requests.

Project No. SP 21-1, PAC Renovations, Phase 2

Consultant: Beck Associates Architects

Project Description: Williams Theater stage floor replacement, renovations to office spaces.

Status: Agreement was executed by the City on 10/27/21 in the amount of \$138,093.54.

Consultant submitted 95% plans for review on 2/7/22.

**Received cost estimate. Reviewing the plans and estimate.**

Project No. 145380, PAC Roof Replacement

Consultant: SGA

Project Description: Roof replacement

Contractor: Lowry (Contract # 135861)

Contract Amount: \$1,297,387.55

Status: Pre-construction meeting held 12/14/2020, NTP 4/2021,

Roof complete additional work was requested on an entrance door,

contractor awaiting materials. **Project complete.**

Project No. 145500, Animal Shelter Expansion, Phase I

Consultant: GH2

Project Description: Renovation and expansion, adding a new Adoptive Center and support areas.

Budget: \$ 4,784,552.29 (2014 IOT, 2019 IOT and residual from 145600)

Construction Manager At Risk: Timberlake Construction

**Status: City Council approved \$2.5M ARPA funds. Tulsa County possible \$0.9M ARPA hearing 4/12/22.**

**March 2022 cost estimate increased an additional 1.9M over July 2021 prices.**

Project No. 146110, Police Academy Renovation/Police Courts/Compstat Bldg

Project Description: Phase II: Police Courts and Compstat Bldg items to be worked on elevators, building envelope i.e. roof

Budget \$4.04M, Balance \$1.12M

Status: Facilities Maintenance is scheduling the following upgrades for the Police Courts and CompStat buildings:

Elevator work complete. Additional Jail elevator 'control' work performed.

HVAC renovations which include but not limited to upgrading coils, valves and DD controls,

Plumbing upgrades-replacing galvanized pipe with pex,

Interior and Exterior lighting.

Received a request to review structural integrity of a portion of the Police Academy building.

Staff reviewing the consultant's report to determine next steps.

Project No. 146120, Tulsa Police Department, Uniform Divisions Renovations

Project Description: To renovate police facilities to improve efficiency of divisional operations in existing facilities.

Budget : \$3M plus \$300K ADA

Consultant:BKL

Status: Consultant has been working on plans. Advertising on hold due to market fluctuations.

Project No. 146240, Tulsa Fire Department Facilities

Project Description: Rehabilitate garage, training center, storage, and supply at 1760-1790 Newblock Park Drive, HVAC, and external building repairs.

Budget : \$2M

Consultant:BKL

Status: Working with Stormwater Design on flooding issues.

Project No. SP 16-10-1400XX, EMD Facilities Maintenance & Upgrades

Consultant: BKL, Inc.

Contractor: Voy Phase I Construction Contact complete.

Project #140070. Available Balance: \$166,979.54

Project #140080. Available Balance: \$932,966.39

Status: EMD has requested concrete work at the Newblock location. Concrete work complete.

Held a Teams meeting (8/20/2020) with EMD on additional work for various EMD sites.

EMD is preparing a priority listing for a future discussion meeting.

Held another Teams meeting (12-21-20) discussing project priorities.

Items Requested and Completed: concrete work requested at the Eastside Fuel Pump Island, West Yard Truck Wash repair.

Meeting to review status of requested work 2/10/2021.

Items Requested and Completed: Car Wash replacement at the Gilcrease Division, LED lighting at various locations, emergency generators at 470 and 480 West 23<sup>rd</sup> shops, painting 470/480/490 West 23<sup>rd</sup> shops, 56<sup>th</sup> and Garnett fueling island repairs, LED lights and LED glass cover replacements in the paint booth at 1790 Newblock, replacing compressor-shop air supply.

Held another Teams meeting 1/26/22 to discuss additional projects: generator replacement at Newblock was requested, moving forward to have Cyntergy prepare construction documents.

## **2019 Improve Our Tulsa**

Project No. SP21-5

Project Description: Public Facility Roofing

Consultants: BKL, GH2, JCJ, SGA, Todd Arch

Ordinance Amount \$2.48M, Available \$600K

Status: The 5 noted consultants were selected to work on upcoming roofing projects.

Preparing design agreements.

**Assignments: BKL Agreement executed-TMUA projects,  
JCJ Agreement processing-TMUA projects**

Project No. 2234B00007

Project Description: Animal Shelter Phase II,

Combined with Project #145500 listed above.

The following projects are funded by IOT-2 but no assignments or work has begun.

Project No. 2234B00024

Project Description: Citywide Public Facilities-Maintenance & Rehabilitation

Ordinance Amount \$7M, Available \$450K

**Consultant: GH2-Parks projects, Todd-Parks projects.**

**Contractor:**

**Contract Amount:**

**Status: Appropriations have not been released to execute the roofing design Agreements with GH2 and Todd Architects.**

Project No. 2244B00025

Project Description: ADA Improvements for City Facilities

Ordinance Amount \$5M, Available \$250K

Consultant:

Contractor:

Contract Amount:

Status:

Project No. 2234B00027

Project Description: ADA Improvements for City Parks

Ordinance Amount \$3M, Available \$0

Consultant:

Contractor:

Contract Amount:

Status:

Project No. 2234B00028

Project Description: Police Courts Building

Ordinance Amount \$1M, Available \$0

Consultant:

Contractor:

Contract Amount:

Status:



Project No. 2234B00008

Project Description: One Technology Center-Maintenance & Rehabilitation

Ordinance Amount \$1M, Available \$300K

Consultant:

Contractor:

Contract Amount:

**Status: Advertising OTC Parking Garage repairs, bids open 5/13/22.**

Project No. 2234B00029

Project Description: 600 Civic Center-Equipment Relocation

Ordinance Amount \$200K, Available \$0

Consultant:

Contractor:

Contract Amount:

Status:

**Tulsa Fire Department  
Sales Tax/Bond Projects Report  
04/10/2022**

Mike Mallory  
Physical Resource Chief  
Office 918-596-1230  
Mobile 918-527-0262  
mmallory@cityoftulsa.org

**Command Vehicles**

P.O. #220619 Car 642 Total less equipment for \$39,215.00  
P.O. #220707 Car 835 Total less equipment for 35,453.50

- District Chief Car 642 at Station 22, 7303 East 15<sup>th</sup> Street
- Shift EMS Officer Car 835 Field Operations, Station 1, 1420 Charles Page

Both a 2020 red F150 Police Responder for 642 and a white 2021 standard F150 pickup for 835 have been delivered. Both vehicles are crew cab 4x4. Efforts are being made to prepare both vehicles for service. No new changes.

**Urban Search & Rescue Vehicles (Pickups)**

P.O. #220708 Total \$86,208.00  
USAR #2 and #3 @ 2819 North New Haven

A purchase order has been issued and the first of the two Ford F350 crew cab, long box, 4x4 has been delivered. Efforts are now being made to prepare the vehicle for service as USAR 2. No new changes

**Two additional Engines**

P.O. #191936 Total of \$1,488,290.92

Assignment to be determined

The pre-construction meeting was held October 26<sup>th</sup> through 29<sup>th</sup> at the manufacturing facility in Appleton, WI. Subject to supply chain issues, the two Engines are scheduled for delivery in May or June 2022. The two apparatus will be assigned to Engines 27 and 29 and the relatively new apparatus currently at those stations will be reassigned to station 32 and new station 33. The apparatus are in production and can be seen at [www.conrdfire.com](http://www.conrdfire.com) under the tab for apparatus in production and then the tab for Tulsa job #36569-01 or Tulsa job #36569-02.

### **Four Specified Engines**

P.O. #220463      Total of \$3,636,115.60

Four Engines designed and constructed to Tulsa specifications have been ordered. Except for a slightly larger motor and driveline, the four will have the same operational capabilities of the previously delivered Engines. Delivery of the apparatus will likely be in August 2022. A preconstruction meeting was held here in Tulsa on April 5<sup>th</sup>. A few changes were made with the greatest being an addition of compartments at the top of the fire body. The apparatus are scheduled for completion in October 2022.

### **Two Specified Ladders**

P.O. #220464      Total of \$2,975,905.94

Two 107-ft aerial ladders have been ordered. The apparatus will be identical in appearance and operation as the two ladders that were delivered earlier this year. The apparatus is likely to be delivered in November 2022. A preconstruction meeting was held here in Tulsa on April 6<sup>th</sup>. A few changes were made with the greatest being the addition of changing the rear axles to steer axles to increase maneuverability. The apparatus are scheduled for completion in October 2022.

### **One Ford SUV**

P.O. #220610      Total of vehicle, less Equipment \$35,305.32

A Ford Police Interceptor SUV is being ordered for the Fire Chief. His current Expedition will be reassigned to the on-duty Assistant Chief who serves as the shift commander. The 2014 pickup currently assigned to the Assistant Chiefs will be reassigned as a reserve vehicle to be used when other similar type vehicles are out of service for repairs, etc. No new activity

### **Eight Engines**

P.O. 221308      Total of 7,210,986.16

Funded through ARPA, Eight Engines were ordered from Pierce Manufacturing on 1/26/2022. Delivery is currently forecasted for 18.5 months. No new activity

### **Two Aerials**

P.O. 221309      Total of \$3,077,455.08

Funded through ARPA, Eight Engines were ordered from Pierce Manufacturing on 1/26/2022. Delivery is currently forecasted for 18.5 months. No new activity

### **Conversion of 2011 Squad into Air Truck**

Requisition 20222005      Estimate \$254,447

A requisition was entered for the repurpose of a 2011 Ford chassis to deliver breathing air, medical oxygen and possibly rehabilitation supplies and resources. The requisition was provided with a quote, but a decision has been made to create specifications and send it out to bid. A near final draft has been submitted for review with an expectation of a final edition being submitted to Purchasing by Monday March 14<sup>th</sup>. Updates in Munis were made and both pdf and word editions of specifications were provided to Purchasing on March 10<sup>th</sup>.



# **INTEROFFICE CORRESPONDENCE**

**TO:** Sales Tax Oversight Committee (STOC)  
**FROM:** Deputy Chief Dennis L. Larsen  
**DATE:** April 12, 2022  
**SUBJECT:** Tulsa Police Fleet Activity



## **Fiscal Year 2022 Tulsa Police Fleet Vehicles**

**76** - Total number of Marked Police Utility Interceptors have been ordered. A total of **9** units have been received, **5** have been upfitted and deployed. **4** are in the process of being upfitted, leaving **67** that are still on order.

**18** - Ford Ranger pickups have been ordered. To date we have received **10**, they have been upfitted and deployed, leaving **8** that are still on order.

**10** - Ford Escapes have been ordered.

**4** - Harley Davidson Police Motorcycles have been ordered and delivered. They have been received, upfitted and are deployed.

**2** - Ford Transit Bomb Squad Technician Vans have been ordered.

**1** - Ford Transit TPD Trip van/large group transport has been ordered.

# Parks

**Attendees:**

Kathy Sebert

Linda Jenkins

Steve King

Ashley Webb

Janae Bradford

Ellouise Cochrane

Mareo Johnson



## **Parks STOC Report**

4/14/22

**Submitted To: Public Safety, Urban Development and Equipment Subcommittee Sales Tax Overview Committee**

**Submitted By: Gary Schellhorn, Resource and Facilities Coordinator, Special Projects Design, Engineering Services Dept.**

1. TULSA PARKS – HILL PARK ROOF REPLACEMENT

- 210 East Latimer Place - District 1
- Balance of funds from original Project = \$130,551.97
- Design cost for roofing replacement = \$29,640.00 (2006 Sales Tax)
- Construction: \$130,551.97 (2006 Sales Tax) + \$297,317.03 (IOT 2)
- Bids opened November 12, 2021. Low bidder is Lowry Construction at a cost of \$427,869.
- Construction contract approved 2/02/2022. **Pre-Construction Conference held 2/16/2022.**
- Roofing contractor had sufficient supply of roofing materials to perform this project without having to wait for orders from manufacturer.
- **Construction began March 7, 2022- Construction to be complete May 6, 2022.**

2. McCLURE PARK SLIDE / PLUNGE POOL (147500-1R)

- 7440 E. 7<sup>th</sup> Street – District 3
- 2014 Sales Tax – part of McClure Pool Reconstruction Project (\$406,000)
- Advertising for bids began November 16, 2018, with bids opening December 14, 2018.
- 2 contractors provided bids of \$538,466 and \$794,999 which are 51% and 122% over the estimated cost.
- The bids were rejected.
- Redesign began November 12, 2019 and is complete. Mylars were submitted on April 16, 2020.
- Advertising for bids began April 24, 2020, with bids opening on June 5, 2020.
- One bid was received at bid opening in the amount of \$572,536 which is over the estimated amount of \$390,129.40. The bid was rejected.
- Revised Mylars have been submitted.
- **Project prepared to advertise for bids with construction to begin in August following pool season.**

3. ZEIGLER PARK WATER PLAYGROUND (147190a)

- 3903 West Fourth Street – District 1
- 2014 Sales Tax (6014-5451101-005011147190)
- Budget: \$500,000 (\$60k in FY2016 AND \$440k in FY2017)
- Consultant: Alaback Design Associates
- Design Fees: \$45,780.90
- Design is complete – Mylars were submitted September 26, 2019.
- Advertising for bids began October 18, 2019, with bids opening November 15, 2019.
- The bid has been awarded to Magnum Construction at a cost of \$470,986.00.
- Construction began February 24, 2020. Punch List Inspection was held July 9, 2020.
- Water Playground was opened on August 25, 2020.
- **Contractor has completed the repairs – a final inspection is pending.**



## **Parks STOC Report**

4/14/22

### **4. LANGENHEIM PARK PLAYGROUND AND SAFETY SURFACING (147520J)**

- 4701 South Harvard Ave – District 9
- 2014 Sales Tax (6014-5455101-005011147520)
- Budget: \$275,000 (\$30k in FY2018 and \$245k in FY 2020)
- Consultant: LandPlan Consultants
- Design Fees: \$33,299.90 / fees spent = \$23,661,90 / fees remaining balance = \$9,638.00
- Design contract approved August 6, 2018.
- Design began on August 23, 2018 – Preliminary Design review meeting was held December 21, 2018.
- A privately funded playground was installed in 2016.
- Funding balance remaining for improvements = \$251,338.10
- **Reallocate the funding to another park location within that district in need of a new playground.**

### **5. MINSHALL PARK PLAYGROUND AND SAFETY SURFACING (147520L)**

- 7404 South Kingston Ave – District 8
- 2014 Sales Tax (6014-5451101-005011147520)
- Budget: \$275,000 (\$30k in FY2018 and \$245K in FY2020)
- Consultant: LandPlan Inc.
- Design Fees: \$33,299.90 / fees spent = \$23,661,90 / fees remaining balance = \$9,638.00
- Design began on August 23, 2018 – Preliminary Design review meeting was held December 21, 2018.
- Funding balance remaining for improvements = \$251,338.10
- Neighborhood Association's desired improvements to the Park include trail repair, new benches along the trail, repairs to the gazebo floor slab, and dredging/cleanup of the pond. Stormwater Design is managing the design and construction work.
- **Construction continues.**

### **6. REED PARK SWIMMING POOL RECONSTRUCTION (147120)**

- 4333 S. Yukon Ave. – District 2
- 2014 Sales Tax (6014-5451101-005011147120)
- Budget: \$2,410,000 (\$300k in FY2019 AND \$2,110K in FY2021)
- Consultant: Alaback Design Associates
- Design Fees: \$299,986.04
- Design is complete – Mylars submitted on August 17, 2020
- Documents were submitted to State Health Department on Oct. 20, 2020, for approval.
- Advertising for bids began December 11, 2020 and will open on January 29, 2021.
- The bid is being awarded to Magnum Construction at a cost of \$2,650,000.00.
- Construction began August 12, 2021.
- **Construction status = 245 calendar days / 300 calendar days = 80% time.**
- **Completion is scheduled for May 28, 2022.**

### **7. REED PARK WATER PLAYGROUND (147190)**

- 4333 S. Yukon Ave. – District 2
- 2014 Sales Tax (6014-5451101-005011147190)
- Budget: \$500,000 (\$60k in FY2019 AND \$440K in FY2021)
- Consultant: Alaback Design Associates
- Design Fees: \$57,347.87
- Design is complete – Mylars submitted on August 17, 2020
- Advertising for bids began December 11, 2020 and will open on January 29, 2021.
- The bid is being awarded to Magnum Construction at a cost of \$2,650,000.00.
- Construction began August 12, 2021.
- **Construction status = 245 calendar days / 300 calendar days = 80% time.**
- **Completion is scheduled for May 28, 2022.**

## **Parks STOC Report**

4/14/22

### 8.. CARL SMITH IMPROVEMENTS (147270)

- 17120 E. 21<sup>st</sup> Street – District 6
- 2014 Sales Tax
- Budget: \$185,000 (\$25,000 in FY2020 and \$160,000 in FY2021)
- Consultant: Method Architecture
- Design Fees: \$22,173.63
- Scope of work: HVAC improvements, flooring, painting, and roofing at Carl Smith Office, Concession, Restrooms, and Tournament Office.
- Design began October 30, 2019 – Mylars submitted on September 28, 2020.
- Advertising for bids began October 23, 2020 with bids opening December 11, 2020.
- 3 Bids were received – the low bid was \$307,138 which was 20% over the project budget.
- The bids were rejected.
- Bids opened on November 19, 2021. One bidder submitted a bid of \$415,920 which is \$165,920 over the budget. The bid has been rejected.
- **The project is being completed with City of Tulsa annual contracts. Electrical work for the project is complete.**
- **Requisitions for painting, flooring, and mechanical work are being prepared.**

### 9. SAVAGE PARK IMPROVEMENTS (147230)

- 17800 E. 21<sup>st</sup> Street – District 6
- 2014 Sales Tax
- Budget: \$120,000 (\$15,000 in FY2019 and \$105,000 in FY2020)
- Consultant: Method Architecture
- Design Fees: \$22,173.63
- Scope of work: HVAC improvements, flooring, painting, and roofing at Savage Park Concession, Restrooms.
- **Project design, advertising, and construction in conjunction with Carl Smith Improvements.**

### 10. WOODWARD PARK IMPROVEMENTS (147250)

- 2324 S. Rockford Ave. – District 4
- 2014 Sales Tax (147250.ArchEngr.)
- Budget: \$4,850,000 (\$870k in FY20 and \$3,980k in FY21)
- Consultant: LandPlan Consultants, Inc.
- Kick-off meeting was held June 10, 2020.
- Final Public Meeting has been delayed coordinating with Stormwater Design concerning the adjacent 90-inch stormwater line at the bottom of the azalea garden slope. Stormwater Design to reroute part of the stormwater line (design and construction costs to be provided by Stormwater Design Department)
- 65% design continues - concurrently with the stormwater design portion of the project.
- Design on the stormwater line modifications began January 12, 2022.
- **65% review to be submitted 5/3/2022.**
- **Advertising for bids is scheduled to begin in early November 2022.**

### 11. CHAMBERLAIN PARK POOL RECONSTRUCTION (147300)

- 4940 North Frankfort Ave. – District 1
- 2014 Sales Tax (147300.ArchEngr.)
- Budget: \$2,424,185
- Consultant: Alaback Design Associates
- Design Fees: \$266,583.77
- Community Outreach resulted in approval of Pool being constructed at Chamberlain Park – Brown Ordinance processed.
- **Contract was approved March 9, 2022. Design Kick-off meeting was held March 17<sup>th</sup>.**
- **Conceptual Design is due April 26, 2022.**

## **Parks STOC Report**

4/14/22

### 12. TULSA ZOO CARNIVORES (147150)

- 5701 East 36<sup>th</sup> Street North. – District 1
- 2014 Sales Tax and Private Funding
- Budget: \$8,000,000 (2014) + \$17,000,000 (Private) = \$25,000,000
- Consultant: WDM (contract is with TZMI)
- Flintco Construction has been selected as the Construction Manager.
- **Consultant is preparing final Construction Documents for bidding.**

### 13. GREENWOOD CULTURAL CENTER FACILITY REHABILITATIONS

- 322 North Greenwood Ave. – District 1
- IOT2 Sales Tax
- Budget: \$5,340,000
- Interim Repair costs = \$195,044.48
- Master Plan Design Fees: \$112,709.76
- Consultant: JCJ / Moody Nolan Architects.
- Design agreement approved 2/02/2022.
- Kick-off meeting was held February 17, 2022.
- Facility assessment and project scoping meeting was held March 1, 2022.
- **Master Plan phase is scheduled to be completed in June 2022.**

### 14. FRED JOHNSON PARK IMPROVEMENTS

- 6002 South Riverside Drive – District 7
- IOT2 Sales Tax
- Total Budget: \$3,125,000
- Master Plan Budget: \$39,950
- Master Plan Consultant: Greenplay / Berry Dunn Consultants
- **Design agreement with Berry Dunn Consultants is being processed.**
- **Information gathering meeting with Berry Dunn and City staff was held on March 3, 2022.**
- **A Community outreach event is being held on May 14<sup>th</sup>, with interviews the following week.**
- **The final community input session is scheduled for July 2022.**

### 15. SWAN LAKE FOUNTAIN REHABILITATION (2242P00030)

- 1573 Swan Drive – District 4
- IOT2 Sales Tax
- Total Budget: \$1,700,000
- Scope: Rehabilitation of the historic Swan Lake Fountain and improvements to the water quality of the lake.
- Consultant: Alaback Design Associates, Inc.
- Design Fees: \$203,825.55
- **Design agreement is being processed.**

# Sewer, Stormwater, and Transportation

**Attendees:**

Kathy Sebert

Paul McTighe

Steve King

Ellouise Cochrane

Ashley Webb

Pamela Amburgy

Jeff Covington



**CITY OF TULSA, OKLAHOMA  
SALES TAX OVERVIEW COMMITTEE  
TRANSPORTATION PROJECTS STATUS REPORT**

Design & Construction as of:

02/01/22

DESIGN							CONSTRUCTION				
Budget Number	Project Description	Estimated Start Date	Currently Anticipated Completion Date	Engineer	Contract Amount	Pct Compl	Adv or Contract Award Date	Currently Anticipated Completion Date	Contractor	Contract Amount	Pct Compl
<b>FUND 401 - 2001 SALES TAX</b>											
* ** 966120	Gilcrease Expressway Extension West - Tisdale Parkway to I-44 (Local Match) Tisdal to 41st St. West	Design funded from other sources				95%	Dec-09	May-11	Plains/Tres/Unit	\$13,091	99%
<b>TOTAL FUND 401 INCOMPLETE PROJECTS</b>											
+ Remainder of Funding provided in 6010											
* Partial funding from other sources											
~ Funded in Vision 2025 program											
** Difference paid by Federal and State sources											
* Part of Becco's FY 04 street cuts contract											
† One contract for \$1,794,000											
†† Total contract with Becco is \$4,448,000 for stormwater project 993311 & street projects 6008-014180 & 6312-994526											
<b>FUNDS 402 - SALES TAX</b>											
064101	41st Street South - Garnett Road to 129th East Avenue (Design)	Dec-15		BKL	\$465	90%	No construction funds currently scheduled				
064105	Peoria Avenue - 61st Street South to Riverside Parkway (Design)	Jan-14		BKL	\$800	70%	No construction funds currently scheduled				
064106	Garnett Road - 11th Street South to I-244 (Design)	Mar-15	Dec-16	C & K	\$500	100%	No construction funds currently scheduled				
064107	Mingo Road - 71st Street South to 81st Street South (Design)	Jun-14	Aug-16	Leidos	\$500	95%	Aug-19	Jul-21	APAC	\$7,431	100%
064108	Pine Street - Memorial Drive to Mingo Road (Design)	May-14	Feb-20	Garver	\$449	80%	No construction funds currently scheduled				
064111	91st Street South - Memorial Drive to Mingo Road (Complete Design and Right-of-Way Acquisitions)	Design funded from other sources		Breisch		60%	Re-design funded through Vision Construction funded through IOT2				
966120	Gilcrease West Expressway from Tisdale Expressway to Edison			Tetra Tech		95%	Dec-09	May-11	Plains/Tres/Unit	\$13,091	99%
064093	City Match for Federal, State or County Projects			Various							
064004	Traffic Signal Synchronization			Various							
064003	Traffic Signalization, Lighting and Safety Improvements			Various							

CITY OF TULSA, OKLAHOMA  
 SALES TAX OVERVIEW COMMITTEE  
 TRANSPORTATION PROJECTS STATUS REPORT

Design & Construction as of:

02/01/22

DESIGN							CONSTRUCTION				
Budget Number	Project Description	Estimated Start Date	Currently Anticipated Completion Date	Engineer	Contract Amount	Pct Compl	Adv or Contract Award Date	Currently Anticipated Completion Date	Contractor	Contract Amount	Pct Compl
064002	<b>Residential Streets - Major Rehabilitation</b>										
i	Maintenance Zone 6140: Summerfield: E. 36th St. S. form S. 136th E. Ave. to S. 145th E. Ave. Phase II	May-09	Feb-10	COT	\$0	70%	Apr-22			\$1,500	
o	Sidewalks - Citywide			City							
q	Routine and Preventive Maintenance - Citywide										
r	Re-Inspection Pavement Management System (PMS) - Non-Arterial			Poe		100%					
064060	Bridge Replacement										
064062	Bridge Rehabilitation/Repair, Citywide										
914411	Trail System Improvements Matching Funds										
144104	Riverside Drive & Related Projects			HNTB		100%					
<b>TOTAL FUND 402 INCOMPLETE PROJECTS</b>											
<b>FUND 403 - ADVANCE FUNDED SALES TAX</b>											
014160	Arterial Street Rehab										
14K	81st - US 169 to Garnett										
	Traffic Signal Installation and Modification										
	Street Project Engineering and Inspection Intersections										
144104	Riverside Drive & Related Projects			HNTB		100%					
<b>TOTAL FUND 403 INCOMPLETE PROJECTS</b>											
<b>FUND 404 - SPECIAL TEMPORARY SALES TAX FUND(2008)</b>											
104010	Citywide - Arterial Sidewalk Repair and Construction										
104015	Citywide - Non-Arterial Rehabilitation and Reconstruction										
104016	Citywide - Non-Arterial Sidewalk Repair And Construction										
104017	Arterial Street Rehab										
i	Harvard Ave. - Admiral Blvd. to Pine St.	Jun-12	May-17	Meshek	\$390	100%	Mar-18	Dec-18	Becco	\$3,529	100%

CITY OF TULSA, OKLAHOMA  
 SALES TAX OVERVIEW COMMITTEE  
 TRANSPORTATION PROJECTS STATUS REPORT

Design & Construction as of:

02/01/22

DESIGN							CONSTRUCTION				
Budget Number	Project Description	Estimated Start Date	Currently Anticipated Completion Date	Engineer	Contract Amount	Pct Compl	Adv or Contract Award Date	Currently Anticipated Completion Date	Contractor	Contract Amount	Pct Compl
j	Lewis Ave. - 21st St. S. to 11th St. S.	Jun-12	Jul-14	C & K	\$353	100%	Mar-18	Dec-18	Tri-Star	\$4,720	100%
l	Memorial Dr. - 21st St. S. to 11th St. S.	Aug-12	Dec-13	BKL	\$352	95%	Jul-19	Oct-21	Grade Line		99%
o	Pine St. - Yale Ave. to Sheridan Rd.	Aug-12	Aug-17	Dewberry	\$467	95%	Aug-20	Jun-22	Becco		89%
	Intersections										
af	Pine St. - Yale Ave. Intersection	Jan-13	Aug-13	HRAOK	\$247	95%	Aug-20	Jun-22	Becco		89%
<b>104020</b>	Citywide - Arterial Routine and Preventive Maintenance										
<b>104021</b>	Citywide - Non-Arterial Routine And Preventive Maintenance										
<b>104022</b>	Citywide - General Engineering / Testing / Inspection										
<b>TOTAL FUND 404 INCOMPLETE PROJECTS</b>											
<b>FUND 405 - SALES TAX FUND (2014)</b>											
<b>144017</b>	<b>Arterial Street Rehab</b>										
a	Charles Page Blvd. - 33rd W. Ave. to 25th W. Ave.	Jun-15	Sep-17	Tetra Tech	\$206	95%					
b	49th W. Ave. - Edison St. to Charles Page Blvd.	May-18	Apr-19	CEC	\$165	80%					
c	Utica Ave. - Pine St. to Admiral Blvd.	Nov-15	Apr-16	CEC	\$528	80%					
d	Lewis Ave. - 36th St. N. to Apache St.	Jun-18	Dec-18	Cynergy	\$118	95%					
e	Southwest Blvd. - W. 23rd St. to W. 31st St.	Dec-16	Sep-17	Dewberry/Poe	\$300	90%			Becco	\$7,097	
f	Southwest Blvd. - W. 31st St. to W. 40th St.	Dec-16	Sep-17	Dewberry/Poe	\$315	90%			Becco		
g	Union Ave. - Southwest Blvd. to W. 41st St.	May-15	Sep-17	Dewberry	\$158	95%					
h	Union Ave. - W. 51st St. to W. 61st St	Jun-15	Aug-17	Garver	\$157	95%	Jan-21	Aug-21	Ellsworth	\$1,598	100%
j	Pine St. - Harvard Ave. to Yale Ave.	May-18	Apr-19	Benham	\$289	90%					
k	Admiral Pl. - Lewis Ave. to Harvard Ave.	Jan-18	Aug-18	BKL	\$253	90%					
l	Admiral Pl. - Harvard Ave. to Yale Ave.	Nov-16	Jul-17	Poe	\$325	95%	Feb-21	May-22	Ellsworth	\$4,177	79%
m	Sheridan Rd. - Apache St. to Pine St.	Nov-15	Sep-17	AAB	\$156	95%					
o	Mingo Rd. - 36th St. N. to Pine St.	Nov-16	Nov-17	McClelland	\$727	95%	Mar-19	Sep-21	Becco	\$8,435	99%
p	Mingo Rd. - Admiral Blvd. to 11th St.	Oct-18	Aug-09	Wallace	\$89	90%			Ellsworth	\$1,187	20%
q	11th St. - 89th E. Ave. to Mingo Rd.	Feb-15	Nov-15	CEC	\$162	100%	Apr-19	Oct-19	Ellsworth	\$1,631	100%
r	15th St. - Peoria Ave. to Lewis Ave.	May-15		Garver	\$248	100%	Sep-19	Nov-20	Crossland	\$3,094	100%
s	15th St. - Lewis Ave. to Harvard Ave.	Jan-17	Oct-17	Garver	\$302	90%					
t	Peoria Ave. - Admiral Blvd. to 11th St.	May-18	Feb-19	MARQUARDT	\$214	90%					
u	Peoria Ave. - 11th St. to 21st St.	Feb-16	Nov-16	MARQUARDT	\$252	90%					



**CITY OF TULSA, OKLAHOMA  
SALES TAX OVERVIEW COMMITTEE  
TRANSPORTATION PROJECTS STATUS REPORT**

Design & Construction as of:

02/01/22

DESIGN							CONSTRUCTION				
Budget Number	Project Description	Estimated Start Date	Currently Anticipated Completion Date	Engineer	Contract Amount	Pct Compl	Adv or Contract Award Date	Currently Anticipated Completion Date	Contractor	Contract Amount	Pct Compl
v	Utica Ave. - Admiral Blvd. to 11th St.	Nov-19	Aug-20	C&K	\$317	70%					
w	Utica Ave. - 11th St. to 15th St.	Dec-16	Jul-17	BKL	\$224	90%					
x	Harvard Ave. - 15th St. to 21st St.	Sep-19	Jul-20	Garver	\$245	90%					
y	Harvard Ave. - 21st St. to 31st St.	Apr-18	Apr-19	Poe	\$469	92%					
z	21st St. - Yale Ave. to Sheridan Rd.	May-18	Mar-19	CEC	\$259	90%					
aa	31st St. - Yale Ave. to Sheridan Rd.	Aug-19	May-20	HNTB	\$237	90%					
ac	41st St. - Sheridan Rd. to Memorial Dr.	Apr-18	Jan-19	CGA	\$262	90%					
ad	Memorial Dr. - 21st St. to 31st St.	Nov-15	Jun-16	BKL	\$289	98%	Jul-19	Oct-21	Grade Line	\$5,086	99%
ae	51st St. - Mingo Rd. to Garnett Rd.	Apr-18	Jun-19	Garver	\$234	90%					
af	71st St. - Memorial Dr. to Mingo Rd.			COT		85%	Apr-21	Jun-22	Crossland	\$2,228	99%
ag	91st. St. - Mingo Rd. to Hwy 169.			COT		100%	May-20	Aug-20	Becco		100%
ah	Memorial Dr. - 81st St. to 91st St.	Sep-17	Mar-18	Marquardt	\$129	92%	Mar-21	Jan-22	Crossland Heavy	\$2,987	100%
ai	Memorial Dr. - 91st St. to Creek Tpk.	Jun-15	Dec-15	Marquardt	\$58	95%	Mar-21	Jan-22	Crossland Heavy		100%
aj	Sheridan Rd. - 91st St. to 101st St.	Apr-18	Jun-19	HUB	\$84	95%					
al	Harvard Ave. - 41st St. to 51st St.	Apr-18	Dec-18	PEC	\$236	65%					
am	36th. St. N. - Mingo Rd. to Hwy 169	Jun-18	Apr-19	McClelland	\$301	90%					
an	Downtown Arterial Streets	May-15	Aug-15	Poe	\$923	70%					
	Phase 4 - Boulder/1ST to 10th		May-17	Poe		95%	Jan-19	Apr-20	Becco	\$4,415	100%
ao	Phase 5 - 6th Street / 7th Street		Jul-17	Poe		95%	Apr-20	Feb-21	Crossland	\$4,663	99%
ao	Phase 6 - Detroit / 8th Street		Aug-17	Poe		75%	Jun-22				
ao	Phase 6A - 7th Street			Poe		95%	Apr-22				
ao	Phase 7 - Cheyenne		Jan-18	Poe		50%					
ap	Pine St. & MLK Jr. Blvd Intersection	May-08	Feb-19	CP&Y	\$117	98%					
aq	Pine St. & Peoria Ave. Intersection	Jun-17	Jun-18	Schemmer	\$135	90%					
ar	Pine St. & Lewis Ave. Intersection	Mar-17	Aug-17	Wallace	\$75	95%	Jan-21	Jun-21	Gradeline	\$1,598	100%
as	41st St. & Union Ave. Intersection	May-15	Sep-19	Dewberry	\$158	99%					
at	51st St. & Union Ave. Intersection			Garver		0%					
av	36th St. N. & Mingo Rd. Intersection	Nov-16	Nov-17	McClelland	\$727	95%	Aug-19	Sep-21	Becco		100%
aw	Admiral Blvd. & Lewis Ave. Intersection	Dec-17	Aug-18	BKL	\$250	90%					
ax	11th St. & Utica Ave. Intersection	Dec-16	Jul-17	BKL	\$224	90%					
ay	21st St. & Peoria Ave. Intersection			MARQUARDT							
az	21st St. & Memorial Dr. Intersection	Nov-15	Apr-16	BKL	\$289	98%	Jul-19	Jul-21	Gradeline		99%
ba	51st St. & Mingo Rd. Intersection	Apr-18	Mar-19	Garver	\$234	90%					
bb	71st St. & Sheridan Rd. Intersection	Mar-17	Nov-17	Cytergy	\$99	95%					
bd	71st St. & Memorial Dr. Intersection			COT		70%	Apr-21	Jan-22	Crossland		99%
be	81st St. & Memorial Dr. Intersection	May-17	Dec-17	Benham		95%	Jun-21	Jul-22	Becco	\$13,875	47%

**CITY OF TULSA, OKLAHOMA  
SALES TAX OVERVIEW COMMITTEE  
TRANSPORTATION PROJECTS STATUS REPORT**

Design & Construction as of:

02/01/22

DESIGN							CONSTRUCTION				
Budget Number	Project Description	Estimated Start Date	Currently Anticipated Completion Date	Engineer	Contract Amount	Pct Compl	Adv or Contract Award Date	Currently Anticipated Completion Date	Contractor	Contract Amount	Pct Compl
bf	61st St. & Yale Ave. Intersection	Dec-16	Aug-17	C&K	\$77	95%	Mar-21	Aug-21	Crossland	\$1,747	99%
<b>144020</b>	Citywide Non-Arterial Routine and Preventive Maintenance										
<b>144101</b>	Widen Yale Avenue, 81st St. to 91st Street South	Jun-15	Jul-17	Benham	\$600	95%	Oct-21	Dec-23	Becco	\$29,257	15%
<b>144102</b>	Widen 81st Street South, Sheridan Road to Memorial Drive	Sep-16	May-18	Benham	\$950	95%	May-21	Jul-22	Becco	\$13,875	47%
<b>144103</b>	Widen Yale Avenue, 96th St. South to 101st St. South	Aug-16	Jul-17	CEC	\$200	95%	Mar-20	Jan-22	Becco	\$8,752	100%
<b>144105</b>	Widen 25th W. Ave., Edison to Apache (design)	Apr-21		Poe		30%					
<b>144108</b>	Widen Pine Street, Mingo to U.S. 169 (design)			Garver							
<b>144120</b>	Gilcrease Expressway Local Match										
<b>144063</b>	Bridges - Replacement and Rehabilitation Programs										
a	Bridge No. 275 - 10100 E. 36th St. N.	Jun-18	Dec-19	McClelland		90%					
g	Bridge No. 250 - 11200 E. 11th St.	Jun-15	Dec-15	Cowen	\$39	95%			Becco	\$693	100%
h	Bridge No. 247 - 9200 E. 11th St.	Jun-15	Dec-15	Cowen	\$39	95%			Becco	\$693	100%
k	Bridge No. 401 - 3800 S. Memorial Dr.	Jun-15	Dec-15	Cowen	\$39	95%	Sep-19	Feb-20	Becco	\$693	100%
s	Bridge No. 333 - 1300 S. 177th E. Ave.	Jun-20	Oct-21	CP&Y		90%	Aug-21				
u	Bridge No. 209 - 3000 N. Mingo Rd.	Nov-16	Nov-17	McClelland	\$727	90%					
x	Bridge No. 222 - 3200 S. Peoria Ave.	May-18	Jul-19	Garver	\$227	90%	Nov-21	Jun-22	Tri-Star	\$2,275	33%
<b>144094</b>	ODOT Rehabilitation and Replacement Program										
<b>144003</b>	Citywide guardrail replacement										
<b>144004</b>	Citywide traffic signalization										
<b>144005</b>	Roadway, pedestrian, and decorative lighting replacement										
<b>144006</b>	Signing, pavement marking and delineation										
<b>144007</b>	Traffic calming										
<b>144008</b>	Traffic signal installation, modification, and safety improvements										
<b>144009</b>	Traffic signal pole replacement										
<b>144010</b>	Creek Turnpike Trail pedestrian bridge over Memorial Dr. (\$200,000 for study only)										
<b>144011</b>	GPS emergency vehicle preemption system (approx. 30 intersections)										

**CITY OF TULSA, OKLAHOMA  
SALES TAX OVERVIEW COMMITTEE  
TRANSPORTATION PROJECTS STATUS REPORT**

Design & Construction as of:

02/01/22

DESIGN							CONSTRUCTION				
Budget Number	Project Description	Estimated Start Date	Currently Anticipated Completion Date	Engineer	Contract Amount	Pct Compl	Adv or Contract Award Date	Currently Anticipated Completion Date	Contractor	Contract Amount	Pct Compl
144109	Citywide ADA Transition Plan Implementation (Minimum for 30-Year Schedule - High and Medium Priority Needs)	Feb-16	Aug-18	BKL	\$639	90%					
	ADA Transition Plan - Package #1		Sep-17			95%	Mar-20	Nov-20	Daris	\$1,642	99%
	ADA Transition Plan - Package #2					95%			Crossland		20%
	ADA Transition Plan - Package #3					80%					
144093	Citywide Matching Funds										
144018	Bicycle/Pedestrian Master Plan Implementation			Garver							
144019	IDL Entrance Rehabilitation (1st, 7th, and 8th Streets; signals at 1st and Greenwood)	see ao 144017		POE	\$1	80%					
<b>TOTAL FUND 405 INCOMPLETE PROJECTS</b>											
<b>FUNDS 4250-4255 2005 GENERAL OBLIGATION BOND ISSUES</b>											
054041	Citywide Routine/Preventive Maint										
	Arterial Streets Widening - Engineering and Partial ROW										
054050	51st - Garnett to BA Expr (Eng/Dsn)	Feb-08	Oct-08	C & K	\$300	65%	No construction funds currently scheduled.				
054051	61st - Peoria Int/Riverside Dr. to Peoria			DTA					See 064110		
054052	81st - Memorial to Mingo; Sheridan to Memorial (Engr. & Design)	Jun-06	Apr-08	Benham	\$400	95%	Jun-09		See 064102		
054053	91st - Memorial to Mingo (Engr/Dsn)	Jan-08	Dec-08	Breisch	\$386	100%	ROW Acquisition				
054054	91st - Sheridan Inter (Final Design)	Mar-06	Apr-09	DDG	\$269	100%	Construction funded in 2006 S. T.			See 064104	
054055	129th - 31st to 41st (Engr. & Design)	Feb-06	Feb-12	DTA	\$400	100%	Construction funded in 2006 S. T.			See 064109	
054056	Delaware - 81st to 91st (Engr. & Dsn.)	Jan-08	Dec-08	BKL	\$456	100%	No construction funds currently scheduled.				
054057	Yale - 81st to 91st (Prelim Design)	Feb-06	Feb-07	Benham	\$300	100%	Advertised December 2020				
104023	Lewis Ave. - 11th to 21st	Jun-12		C&K	\$353	100%	Mar-18	Dec-18	TriStar	\$4,726	100%
054093	City Match for Federal/State projects.										
054002	Citywide Routine and Preventive Rehabilitation										
054003	Sidewalk Repair/Const (Citywide)										
054004	Traffic Calming Devices										
054001	Transportation Gen Eng/Insp Serv										
<b>TOTAL FUNDS 4250-4255 INCOMPLETE PROJECTS</b>											
<b>FUNDS 4260-4266 - 2008 STREETS GENERAL OBLIGATION BOND</b>											
<b>Streets, Expressways, Sidewalks, Lighting, Traffic Calming</b>											
Arterial Street Rehabilitation and Citywide Projects:											
104009	Citywide-Arterial Rehab & Reconstruction										

**CITY OF TULSA, OKLAHOMA  
SALES TAX OVERVIEW COMMITTEE  
TRANSPORTATION PROJECTS STATUS REPORT**

Design & Construction as of:

02/01/22

DESIGN							CONSTRUCTION				
Budget Number	Project Description	Estimated Start Date	Currently Anticipated Completion Date	Engineer	Contract Amount	Pct Compl	Adv or Contract Award Date	Currently Anticipated Completion Date	Contractor	Contract Amount	Pct Compl
104010	Citywide-Arterial Sidewalk Repair & Construction										
104011	Citywide - Trails										
104012	Citywide - Railroad Crossings										
104013	Citywide - Local Match										
104014	Citywide-Gen.Engineering/Testing Inspection										
	Non-Arterial Rehabilitaiton and Citywide Projects.										
104107	Maintenance Zone 1007	May-13	May-15	BKL	\$557	99%	Nov-18	Apr-21	Becco	\$7,500	100%
104944	Maintenance Zone 9044	Oct-19	Jan-20	Meshek	\$41	95%	Sep-20	Jun-21	Tri-Star	\$3,575	100%
104015	Citywide Non-Arterial Rehab & Reconstruction										
104016	Citywide Non-Arterial Sidewalk Repair and Construction										
104000	Bond Issuance Costs										
104039	Harvard Ave. - Admiral Blvd. to Pine St.	Jun-12	May-13	Meshek	\$312	95%	Mar-18	May-19	Becco	\$3,529	100%
104041	Memorial Dr. - 21st St. S. to 11th St. S.	Aug-12	Dec-13	BKL	\$352	95%	Jul-19	Jul-21	Becco		99%
104043	Pine St. - Yale Ave. to Sheridan Rd.	Aug-12	Mar-13	Dewberry	\$467	95%	Jul-20	Jun-22	Becco	\$4,587	89%
144023	Citywide - Arterial Routine & Preventative Maintenance										
144022	Citywide-Art/Non-Art Routine & Preventative Maintenance										
104053	Pine St. - Yale Ave. Intersection	Jan-13	Aug-13	Dewberry	\$247	100%		2015			100%
104054	Citywide - General Engineering / Testing / Inspection										
<b>TOTAL FUNDS 4260-4266 - 2008 Streets General Obligation Bond</b>											
<b>FUNDS 4270-4273 - 2014 STREETS GENERAL OBLIGATION BOND</b>											
<b>Streets, Expressways, Sidewalks, Traffic Calming</b>											
Arterial Street Rehabilitation and Citywide Projects:											
144200	36th St. - N. MLK Jr. Blvd. to Peoria Ave.	Jun-15	Mar-20	PEC	\$232	90%	Sep-21	Dec-22	Ground Level	\$4,895	23%
144201	Apache St. - MLK Jr. Blvd. to Peoria Ave.	Nov-14	Aug-15	MESHEK	\$267	95%	Mar-19	Nov-19	Crossland	\$3,380	100%
144202	Apache St. - Peoria Ave. to Lewis Ave.	Aug-16	Mar-17	C&K	\$500	98%					
144203	W. 41st St. S. - 41st W. Ave. to S. 33rd W. Ave.	Sep-14	Aug-15	DEWBERRY	\$175	95%					
144204	S. 33rd W. Ave. - 41st St. to 51st St.	Sep-14	Aug-15	DEWBERRY	\$275	95%					
144205	Apache St. - Lewis Ave. to Harvard Ave.	Sep-14	Sep-15	GUY	\$210	92%			Becco	\$3,987	
144206	11th St. - Peoria Ave. to Utica Ave.	Nov-14	Nov-15	BKL	\$185	95%	Mar-20	Jan-21	Becco	\$2,343	100%

**CITY OF TULSA, OKLAHOMA  
SALES TAX OVERVIEW COMMITTEE  
TRANSPORTATION PROJECTS STATUS REPORT**

Design & Construction as of:

02/01/22

DESIGN							CONSTRUCTION				
Budget Number	Project Description	Estimated Start Date	Currently Anticipated Completion Date	Engineer	Contract Amount	Pct Compl	Adv or Contract Award Date	Currently Anticipated Completion Date	Contractor	Contract Amount	Pct Compl
144207	11th St. - Lewis Ave. to Harvard Ave.	Jun-16	Mar-17	BKL	\$205	85%					
144208	11th St. - Sheridan Rd. to Memorial Dr.	Nov-14	Nov-15	BKL	\$180	95%	Feb-22	Dec-22	Becco	\$3,227	12%
144209	21st St. - Garnett Rd. to 129th E. Ave.	Dec-14	Jul-15	GARVER	\$235	95%	Oct-20	Aug-21	Becco	\$4,079	99%
144210	21st St. - 129TH East Ave. Intersection	Dec-14	Jul-15	GARVER	\$156	95%	Oct-20	Aug-21	Becco		99%
144213	91st St. - Harvard Ave. to Yale Ave.		May-19	CEC	\$177	95%					
144215	Peoria Ave. - 41st St. to 51st St.	Dec-16	Aug-17	MARQUARDT	\$340	90%					
144216	41st St. - Lewis Ave. to Harvard Ave.	Oct-14	Aug-15	CEC	\$275	95%	Apr-21	Jun-22	Crossland	\$5,653	76%
144217	Apache St. & Harvard Ave. Intersection	Sep-14	Sep-15	GUY	\$176	95%					
144218	41st St. & Lewis Ave. Intersection	Oct-14	Aug-15	CEC	\$210	95%	Apr-21	Jun-22	Crossland		76%
144309	Citywide - Arterial Rehabilitation										
144110	Citywide - Arterial Sidewalk Improvements										
144020	Citywide - Arterial Routine and Preventive Maintenance										
144093	Citywide Matching Funds										
144094	ODOT Rehabilitation and Replacement Program										
	Non-Arterial Rehabilitaiton and Citywide Projects.										
144111	Maintenance Zone 1001:	May-15	Feb-16	MAR / ARB	271 / 284	95%	Feb-21	Feb-23	Gradeline	\$8,291	16%
144106	Maintenance Zone 1006:	Sep-14	Jun-15	TETRA-TECH	\$356	95%	Apr-19	Oct-19	Ellsworth	\$2,585	100%
144107	Maintenance Zone 1007:	Oct-14	Apr-15	Cynergy	\$56	95%	Nov-18	Jan-21	Becco		100%
144168	Maintenance Zone 1068:	Sep-16	Sep-17	Nickle / Cowan	152./168.	95./95%					
144173	Maintenance Zone 1073:	Oct-14	Jul-15	COWAN	\$49	95%	Jul-17	Nov-17	PCSI	\$437	100%
144199	Maintenance Zone 1099:	Jun-15	Dec-15	CP&Y	\$259	95%	Apr-21	Apr-22	Ellsworth	\$2,343	99%
144153	Maintenance Zone 1153:	Sep-14	Jun-15	POE	\$334	95%					
144157	Maintenance Zone 1157 N:	Sep-14	Jun-15	BKL	\$302	95%	May-18	Feb-19	Ellsworth	\$3,195	100%
144158	Maintenance Zone 1157 S:	Jun-15	Mar-16	SKW	\$210	95%	Oct-19	May-20	Crossland	\$2,493	100%
144225	Maintenance Zone 2125:	Nov-14	Aug-15	WALLACE	\$179	95%	Apr-19	Jan-20	Becco	\$2,189	100%
144230	Maintenance Zone 2130:	Oct-14	Aug-15	MESHEK	\$270	95%	Oct-20	Nov-21	Becco	\$3,485	79%
144310	Maintenance Zone 3010:	May-15	Jan-16	MCCLELLAND	\$544	80%					
144311	Maintenance Zone 3011:	Jun-16	Jun-17	POE	\$656	95%	Aug-20	Sep-21	Crossland Heavy	\$7,603	99%
144317	Maintenance Zone 3017:	Oct-17	Jul-18	CGA	\$324	96%					
144320	Maintenance Zone 3020:	Aug-16	May-17	AAB	\$345	90%	Mar-22				
144413	Maintenance Zone 4013:	Sep-14	Apr-15	LEIDOS	\$512	95%					
144421	Maintenance Zone 4021:	Jul-16	Apr-17	CEC	\$343	96%	May-22				
144431	Maintenance Zone 4031:	May-15	Feb-16	GARVER	\$576	95%					

CITY OF TULSA, OKLAHOMA  
 SALES TAX OVERVIEW COMMITTEE  
 TRANSPORTATION PROJECTS STATUS REPORT

Design & Construction as of:

02/01/22

DESIGN							CONSTRUCTION				
Budget Number	Project Description	Estimated Start Date	Currently Anticipated Completion Date	Engineer	Contract Amount	Pct Compl	Adv or Contract Award Date	Currently Anticipated Completion Date	Contractor	Contract Amount	Pct Compl
144467	Maintenance Zone 4067 phase 1	Oct-14	Jun-15	GUY	\$344	95%	Jan-20	Aug-20	Crossland	\$3,127	100%
144467	Maintenance Zone 4067 phase 2			GUY		80%					
144452	Maintenance Zone 4152:	Oct-17	Jul-18	HUB	\$373	97%					
144527	Maintenance Zone 5027:	Nov-14	May-15	CRAFTENTULL	\$115	95%	Sep-18	Jan-19	Paragon	\$1,144	100%
144533	Maintenance Zone 5033:	Oct-14	Jun-15	CGA	\$444	95%	Oct-18	Aug-19	Crossland	\$4,847	100%
144546	Maintenance Zone 5046:	Jun-16	Mar-17	MCCLELLAND	\$540	96%					
144547	Maintenance Zone 5047:	Aug-16	Jun-17	GARVER	\$584	90%					
144628	Maintenance Zone 6028:	Jan-18	Aug-19	MCCLELLAND	\$428	90%					
144635	Maintenance Zone 6035:	May-15	Apr-16	HUB	\$253	95%	Oct-19	Jul-19	Becco	\$2,768	100%
144642	Maintenance Zone 6142:	Oct-14	Jun-15	HOOD/COT	\$78	95%			Ellsworth	\$1,313	
144645	Maintenance Zone 6145:	Oct-04	May-15	Cynergy	\$195	95%					
144740	Maintenance Zone 7040:	Jun-16	Apr-17	HUB	\$254	95%	Dec-20	Oct-21	Crossland Heavy	\$3,478	99%
144754	Maintenance Zone 7054:	Sep-17	Feb-19	POE	\$747	90%	Oct-21				
144857	Maintenance Zone 8057:	Apr-17	Jul-19	WALLACE	\$107	95%	Oct-20	Jun-21	Ellsworth	\$1,601	99%
144863A	Maintenance Zone 8063: North	Oct-17	Sep-19	CraftonTull	\$195	95%	Mar-22				
144863B	Maintenance Zone 8063: South	Oct-17	Sep-19	PEC	\$195	95%	May-22				
144944	Maintenance Zone 9044:	Oct-14	May-15	Meshek	\$293	80%	Sep-20	May-21	Tri-Star	\$3,575	99%
144945	Maintenance Zone 9045:	Oct-14	Jul-15	GARVER	\$200	95%	Jan-19	Nov-19	Crossland	\$3,557	100%
144949	Maintenance Zone 9049:	Sep-17	May-19	GARVER	\$770	85%					
144950	Maintenance Zone 9050:	Jul-16	Feb-17	CP&Y	\$255	95%					
144951	Maintenance Zone 9051:	Jul-16	Feb-17	SKW	\$130	95%					
144015	Citywide Non-Arterial Rehabilitation										
144021	Citywide Non-Arterial Routine and Preventive Maintenance										
144016	Citywide Non-Arterial Sidewalk Improvements										
144060	Bridge No.189 - 4700 N. Iroquois Ave.	Nov-14	Jul-15	MEHLBURGER		90%					
144062	Bridge No. 323B - 12000 E. 21st	Dec-14		GARVER	\$10	95%					

**TOTAL FUNDS 4270-4273 - 2014 Streets General Obligation Bond**

**FUNDS 4281-4285 - 2020 STREETS GENERAL OBLIGATION BOND**

**'Non-Arterial Street Rehabilitation Projects:**

2036N1007Z	Maintenance Zone 1007:	Dec-20	Aug-21	Cowan	\$81	95%					
2036N1068Z	Maintenance Zone 1068:										
2036N1070Z	Maintenance Zone 1070:	Feb-21	Oct-21	CGA	\$204	95%					
2036N1071Z	Maintenance Zone 1071:										
2036N1072Z	Maintenance Zone 1072:										
2036N1076Z	Maintenance Zone 1076:	101/20	Jul-21	McClelland	\$236	80%					

**CITY OF TULSA, OKLAHOMA  
SALES TAX OVERVIEW COMMITTEE  
TRANSPORTATION PROJECTS STATUS REPORT**

Design & Construction as of:

02/01/22

DESIGN							CONSTRUCTION				
Budget Number	Project Description	Estimated Start Date	Currently Anticipated Completion Date	Engineer	Contract Amount	Pct Compl	Adv or Contract Award Date	Currently Anticipated Completion Date	Contractor	Contract Amount	Pct Compl
2036N1078Z	Maintenance Zone 1078:	Oct-20	Jun-21	Olsson	\$253	85%					
2036N1097Z	Maintenance Zone 1097:			EST							
2036N1098Z	Maintenance Zone 1098:										
2036N1153Z	Maintenance Zone 1153:			Poe							
2036N1155Z	Maintenance Zone 1155:			CGA							
2036N1157Z	Maintenance Zone 1157:			Poe							
2036N2056Z	Maintenance Zone 2056:			Garver							
2036N2065Z	Maintenance Zone 2065:	Jan-21	Sep-21	Garver	\$218	95%					
2036N2066Z	Maintenance Zone 2066:	Oct-20	Jul-21	C&K	\$101	95%					
2036N2131Z	Maintenance Zone 2131:										
2036N3004Z	Maintenance Zone 3004:										
2036N3005Z	Maintenance Zone 3005:										
2036N3008Z	Maintenance Zone 3008:										
2036N3010Z	Maintenance Zone 3010:			McClelland							
2036N3011Z	Maintenance Zone 3011:										
2036N3017Z	Maintenance Zone 3017:										
2036N3075Z	Maintenance Zone 3075:			CGA							
2036N3080Z	Maintenance Zone 3080:										
2036N3081Z	Maintenance Zone 3081:	Feb-21	Mar-22	EST	\$58	95%					
2036N3082Z	Maintenance Zone 3082:										
2036N4014Z	Maintenance Zone 4014:	Oct-20	May-21	Poe	\$136	95%					
2036N4015Z	Maintenance Zone 4015:										
2036N4021Z	Maintenance Zone 4021:	Sep-20	Feb-22	CEC	\$256	80%					
2036N4022Z	Maintenance Zone 4022:	Oct-20	Apr-21	BKL	\$322	90%					
2036N4023Z	Maintenance Zone 4023:			CGA							
2036N4029Z	Maintenance Zone 4029:										
2036N4030Z	Maintenance Zone 4030:	Dec-20	Aug-21	Marquardt	\$143	95%					
2036N4031Z	Maintenance Zone 4031:										
2036N4067Z	Maintenance Zone 4067:			Ollson							
2036N4069Z	Maintenance Zone 4069:			BKL							
2036N5016Z	Maintenance Zone 5016:			Garver							
2036N5026Z	Maintenance Zone 5026:										
2036N5027Z	Maintenance Zone 5027:			Wallace							
2036N5033Z	Maintenance Zone 5033:										
2036N5039Z	Maintenance Zone 5039:										
2036N5040Z	Maintenance Zone 5040:	Apr-21	Mar-22	TEP	\$81	80%					
2036N6035Z	Maintenance Zone 6035:			Benham							

CITY OF TULSA, OKLAHOMA  
 SALES TAX OVERVIEW COMMITTEE  
 TRANSPORTATION PROJECTS STATUS REPORT

Design & Construction as of:

02/01/22

DESIGN							CONSTRUCTION				
Budget Number	Project Description	Estimated Start Date	Currently Anticipated Completion Date	Engineer	Contract Amount	Pct Compl	Adv or Contract Award Date	Currently Anticipated Completion Date	Contractor	Contract Amount	Pct Compl
2036N6142Z	Maintenance Zone 6142:			C&K							
2036N6144Z	Maintenance Zone 6144:										
2036N6148Z	Maintenance Zone 6148:										
2036N6149Z	Maintenance Zone 6149:										
2036N6150Z	Maintenance Zone 6150:										
2036N7048Z	Maintenance Zone 7048:	Nov-20	Mar-22	Benham	\$252	90%					
2036N7060Z	Maintenance Zone 7060:	Dec-20	Dec-21	HUB	\$73	95%					
2036N7104Z	Maintenance Zone 7104:										
2036N7109Z	Maintenance Zone 7109:										
2036N7115Z	Maintenance Zone 7115:										
2036N8057Z	Maintenance Zone 8057:	Feb-21	Mar-22	Wallace	\$107	85%					
2036N8102Z	Maintenance Zone 8102:	Oct-20	Apr-22	FNI	\$171	70%					
2036N8113Z	Maintenance Zone 8113:			Keithline							
2036N8116Z	Maintenance Zone 8116:										
2036N9036Z	Maintenance Zone 9036:			CEC							
2036N9037Z	Maintenance Zone 9037:	Jan-21	Aug-21	CP&Y	\$183	80%					
2036N9038Z	Maintenance Zone 9038:	Dec-20	Oct-21	PEC	\$71	75%					
2036N9043Z	Maintenance Zone 9043:										
2036N9044Z	Maintenance Zone 9044:			Benham							
2036N9045Z	Maintenance Zone 9045:			Keithline							
2036N9049Z	Maintenance Zone 9049:			Marquardt							
2036N9050Z	Maintenance Zone 9050:	Jan-21	Sep-21	CP&Y	\$98	90%					
2036N9051Z	Maintenance Zone 9051:	Sep-20	Apr-21	Keithline	\$83	95%					
2036N9052Z	Maintenance Zone 9052:										
<b>Arterial Street Rehabilitation Projects:</b>											
	<b>Arterial Street Projects:</b>										
2036A0001Z	56th St N-MLK Blvd to 1500ft W of Peoria										
2036A0002Z	46th St N - Peoria Ave to Lewis Ave			C&K							
2036A0003Z	46th St N - Elwood Ave to MLK Jr Blvd										
2036A0004Z	36th St N - Peoria Ave to Lewis Ave										
2036A0005Z	36th St N - Osage Cnty Line to MLK Blvd			Benham							
2036A0006Z	31st St N - 53rd W Ave to 41st W Ave										
2036A0007Z	Apache St - Harvard Ave to Yale Ave			Native Strategies	\$49						
2036A0008Z	Pine St - Gilcrease Museum Rd to Union			Poe							
2036A0009Z	Pine St - Peoria Ave to Lewis Ave			CEC							
2036A0010Z	Edison St - 33rd W Ave to Union Ave			Poe							



**CITY OF TULSA, OKLAHOMA  
SALES TAX OVERVIEW COMMITTEE  
TRANSPORTATION PROJECTS STATUS REPORT**

Design & Construction as of:

02/01/22

DESIGN							CONSTRUCTION				
Budget Number	Project Description	Estimated Start Date	Currently Anticipated Completion Date	Engineer	Contract Amount	Pct Compl	Adv or Contract Award Date	Currently Anticipated Completion Date	Contractor	Contract Amount	Pct Compl
2036A0011Z	33rd W Ave - Apache St to Pine St			Poe							
2036A0012Z	33rd W Ave - Pine St to Edison St			Poe							
2036A0013Z	Gilcrease Museum Rd - Apache to Pine			Poe							
2036A0014Z	MLK Jr Blvd - 56th St N to 46th St N										
2036A0015Z	MLK Jr Blvd - 36th St N to Apache St			Benham							
2036A0016Z	MLK Jr Blvd - Apache St to Pine St			Benham							
2036A0017Z	Peoria Ave - 56th St N to 46th St N			C&K							
2036A0018Z	Peoria Ave - 46th St N to 36th St N			C&K							
2036A0019Z	Peoria Ave - Pine St to Admiral Blvd										
2036A0020Z	Lewis Ave - Pine St to Admiral Pl			CEC							
2036A0021Z	Harvard Ave - Mohawk Blvd to 36th St N			Schemmer							
2036A0025Z	41st St S - Union Ave to Elwood Ave			BKL							
2036A0026Z	51st St S - 33rd W Ave to Union Ave										
2036A0027Z	61st St S - Lewis Ave to Harvard Ave			Native Strategies	\$49						
2036A0028Z	Elwood Ave - 71st St S to 81st St S										
2036A0029Z	Lewis Ave - 61st St S to 71st St S										
2036A0030Z	Lewis Ave - 71st St S to 81st St S										
2036A0031Z	Delaware Ave - 81st St S to 91st St S			BKL							
2036A0032Z	Harvard Ave - 61st St S to 71st St S										
2036A0033Z	Harvard Ave - 71st St S to 81st St S										
2036A0034Z	Harvard Ave - 81st St S to 91st St S										
2036A0039Z	36th St N - Garnett Rd to 129th E Ave			Keithline							
2036A0040Z	36th St N - 129th E Ave to 141st E Ave										
2036A0041Z	Apache St - Gilcrease Expy to Sheridan Rd										
2036A0042Z	Pine St - Lewis Ave to Harvard Ave			McClelland							
2036A0043Z	Pine St - State Hwy 11 to Mingo Rd			Garver							
2036A0044Z	Pine St - Mingo Rd to Garnett Rd										
2036A0045Z	Pine St - Garnett Rd to 129th E Ave			EST							
2036A0046Z	Admiral Pl - Sheridan Rd to Memorial Dr			CEC							
2036A0047Z	Admiral Pl - Memorial Dr to Mingo Rd			CEC							
2036A0048Z	Admiral Pl - Garnett Rd to 129th E Ave			CEC							
2036A0049Z	11th St S - Memorial Dr to 89th E Ave										
2036A0050Z	Yale Ave - Apache St to Pine St			HUB							
2036A0051Z	Yale Ave - Pine St to Admiral Pl										
2036A0052Z	Sheridan Rd - 36th St N to Apache St										
2036A0053Z	Garnett Rd - Admiral Pl to 11th St S			CGA							

**CITY OF TULSA, OKLAHOMA  
SALES TAX OVERVIEW COMMITTEE  
TRANSPORTATION PROJECTS STATUS REPORT**

Design & Construction as of:

02/01/22

DESIGN							CONSTRUCTION				
Budget Number	Project Description	Estimated Start Date	Currently Anticipated Completion Date	Engineer	Contract Amount	Pct Compl	Adv or Contract Award Date	Currently Anticipated Completion Date	Contractor	Contract Amount	Pct Compl
2036A0054Z	129th E Ave - 36th St N to Apache St										
2036A0055Z	129th E Ave - Apache St to Pine St										
2036A0064Z	11th St S - Utica Ave to Lewis Ave			Wallace							
2036A0065Z	11th St S - Harvard Ave to Yale Ave										
2036A0066Z	15th St S - Boston Ave to Denver Ave										
2036A0067Z	15th St S - Harvard Ave to Yale Ave			Garver							
2036A0068Z	21st St S - Lewis Ave to Harvard Ave										
2036A0069Z	21st St S - Harvard Ave to Yale Ave										
2036A0070Z	Peoria Ave - 21st St S to 31st St S										
2036A0077Z	15th St S - Sheridan Rd to 73rd E Ave										
2036A0078Z	41st St S - Yale Ave to Sheridan Ave										
2036A0079Z	Yale Ave - 31st St S to 36th St S										
2036A0080Z	Yale Ave - 41st St S to I-44										
2036A0081Z	Sheridan Rd - 21st St S to 31st St S										
2036A0082Z	Sheridan Rd - 31st St S to 41st St S										
2036A0083Z	Sheridan Rd - 41st St S to 51st St S										
2036A0086Z	Admiral Pl: 225th EA to 22200 Blk E Adm.			CEC							
2036A0087Z	11th St S - 145th E Ave to 161st E Ave										
2036A0088Z	11th St S - 161st E Ave to 177th E Ave										
2036A0089Z	11th St S - 177th E Ave to 193rd E Ave			TEP							
2036A0090Z	21st St S - 145th E Ave to 161st E Ave										
2036A0091Z	21st St S - 161st E Ave to 177th E Ave										
2036A0092Z	31st St S - Garnett Rd to 129th E Ave			Marquardt							
2036A0093Z	41st St S - 177th E Ave to 193rd E Ave										
2036A0094Z	129th E Ave - 51st St S to 61st St S										
2036A0095Z	145th E Ave - 11th St S to 21st St S										
2036A0096Z	145th E Ave - 21st St S to 31st St S										
2036A0097Z	161st E Ave - 11th St S to 21st St S			TEP							
2036A0108Z	61st St S - Sheridan Rd to Memorial Dr										
2036A0109Z	Memorial Dr - 51st St S 61st St S										
2036A0110Z	Mingo Rd - 61st St S to 71st St S			C&K							
2036A0111Z	Mingo Rd - 91st St S to 101st St S										
2036A0113Z	101st St S- Yale Ave to Sheridan Ave										
2036A0114Z	101st St S - Sheridan Rd to Memorial Dr										
2036A0115Z	111st St S - Yale Ave to Sheridan Rd										
2036A0116Z	121st St S - Yale Ave to Sheridan Rd										
2036A0117Z	Yale Ave - 61st St S to 71st St S										

CITY OF TULSA, OKLAHOMA  
 SALES TAX OVERVIEW COMMITTEE  
 TRANSPORTATION PROJECTS STATUS REPORT

Design & Construction as of:

02/01/22

DESIGN							CONSTRUCTION				
Budget Number	Project Description	Estimated Start Date	Currently Anticipated Completion Date	Engineer	Contract Amount	Pct Compl	Adv or Contract Award Date	Currently Anticipated Completion Date	Contractor	Contract Amount	Pct Compl
2036A0118Z	Yale Ave - 111th St S to 121st St S										
2036A0119Z	Sheridan Rd - 71st St S to 81st St S			CGA							
2036A0122Z	41st St S - Riverside Dr to Peoria Ave										
2036A0123Z	41st St S - Peoria Ave to Lewis Ave										
2036A0124Z	Peoria Ave - 31st St S to 41st St S			Marquardt							
2036A0125Z	Lewis Ave - 41st St S to I-44			Benham							
	<b>Intersection Projects</b>										
2036A0022Z	36th St N & Harvard Ave Intersection			Schemmer							
2036A0023Z	Apache St & MLK Jr Blvd Intersection			Benham							
2036A0024Z	Pine St & Gilcrease Museum Rd Intersection										
2036A0035Z	41st St S & Elwood Ave Intersection			BKL							
2036A0036Z	51st St S & 33rd W Ave Intersection										
2036A0037Z	71st St S & Union Ave Intersection										
2036A0038Z	81st St S & Union Ave Intersection										
2036A0056Z	36th St N & 129th E Ave Intersection			Keithline							
2036A0057Z	Pine St & Sheridan Rd Intersection										
2036A0058Z	Pine St & Mingo Rd Intersection			CGA							
2036A0059Z	Pine St & Garnett Rd Intersection			EST							
2036A0060Z	Admiral PI & Sheridan Rd Intersection			CEC							
2036A0061Z	Admiral PI & Garnett Rd Intersection										
2036A0062Z	11th St S & Sheridan Rd Intersection										
2036A0063Z	11th St S & Mingo Rd Intersection										
2036A0071Z	11th St S & Peoria Ave Intersection										
2036A0072Z	11th St S & Lewis Ave Intersection			Wallace							
2036A0073Z	11th St S & Harvard Ave Intersection										
2036A0074Z	15th St S & Harvard Ave Intersection			Garver							
2036A0075Z	21st St S & Harvard Ave Intersection										
2036A0076Z	31st St S & Peoria Ave Intersection			Marquardt							
2036A0084Z	15th St S & Sheridan Rd Intersection										
2036A0085Z	41st St S & Yale Ave Intersection										
2036A0098Z	11th St S & 145th E Ave Intersection										
2036A0099Z	11th St S & 161st E Ave Intersection			TEP							
2036A0100Z	11th St S & 177th E Ave Intersection										
2036A0101Z	11th St S & 193rd E Ave Intersection			TEP							
2036A0102Z	21st St S & 145th E Ave Intersection										
2036A0103Z	21st St S & 161st E Ave Intersection										
2036A0104Z	21st St S & 177th E Ave Intersection										

CITY OF TULSA, OKLAHOMA  
 SALES TAX OVERVIEW COMMITTEE  
 TRANSPORTATION PROJECTS STATUS REPORT

Design & Construction as of:

02/01/22

DESIGN							CONSTRUCTION				
Budget Number	Project Description	Estimated Start Date	Currently Anticipated Completion Date	Engineer	Contract Amount	Pct Compl	Adv or Contract Award Date	Currently Anticipated Completion Date	Contractor	Contract Amount	Pct Compl
2036A0105Z	21st St S & 193rd E Ave Intersection										
2036A0106Z	31st St S & 145th E Ave Intersection										
2036A0107Z	41st St S & 177th E Ave Intersection										
2036A0112Z	91st St S & Memorial Dr Intersection										
2036A0120Z	121st St S & Yale Ave Intersection										
2036A0121Z	111th St S & Yale Ave Intersection										
2036A0126Z	41st St S & Peoria Ave Intersection										
<b>Arterial Street Widening Projects:</b>											
2036W0001Z	Gilcrease Museum Rd - Pine St to Admiral Blvd			Poe		22%					
2036W0002Z	81st St S - Tacoma Ave to Maybelle Ave										
2036W0003Z	81st St S & Elwood Ave Intersection										
2036W0004Z	91st St S - Memorial Dr to Mingo Rd			Garver		70%					
2036W0005Z	101st St S & Sheridan Rd Intersection			CEC							
2036W0006Z	81st St S - Harvard Ave to Yale Ave			Garver							
<b>Central Business District (CBD)</b>											
<b>Streets and Alleyways</b>											
2036D0001Z	4th St										
2036D0002Z	MLK Ave & Detroit Ave north of BNSF	Aug-20	Feb-21	Poe		95%	Oct-21	May-22	Crossland	1592	\$56
2036D0003Z	Cincinnati Ave			Poe							
2036D0004Z	Detroit Ave south of BNSF			Poe							
2036D0005Z	Reconciliation Way	Aug-20	Feb-21	Poe		70%					
2036D0006Z	Lansing Ave			Poe							
2036D0007Z	Alleyways			Str & Stwtr							
<b>Bridge Maintenance &amp; Rehabilitation</b>											
2037B0201C	Bridge #201C			Benham							
2037B0216Z	Bridge #216										
2037B0219D	Bridge #219D										
2037B0286Z	Bridge #286			Benham							
2037B0340Z	Bridge #340										
2037B0343Z	Bridge #343			Benham							
2037B0179Z	Bridge #179										
2037B0232Z	Bridge #232										
2037B0245Z	Bridge #245	Jan-21	Sep-21	Garver	\$89	54%					
2037B0258Z	Bridge #258	Jan-21	Sep-21	Garver	\$35	54%					
2037B0263Z	Bridge #263	Jul-21		CP&Y		40%					
2037B0301Z	Bridge #301	Jul-21		CP&Y		40%					

**CITY OF TULSA, OKLAHOMA  
SALES TAX OVERVIEW COMMITTEE  
TRANSPORTATION PROJECTS STATUS REPORT**

Design & Construction as of:

02/01/22

DESIGN							CONSTRUCTION				
Budget Number	Project Description	Estimated Start Date	Currently Anticipated Completion Date	Engineer	Contract Amount	Pct Compl	Adv or Contract Award Date	Currently Anticipated Completion Date	Contractor	Contract Amount	Pct Compl
2037B0359Z	Bridge #359										
2037B0232A	Bridge #232A	Jan-21	Sep-21	Garver		95%					
2037B0301A	Bridge #301A										
2037B0425Z	Bridge #425										
2037B0225Z	Bridge #225										
2037B0167Z	Bridge #167			Garver							
2037B0173Z	Bridge #173			Poe							
2037B0236Z	Bridge #236										
2037B0241Z	Bridge #241	Jul-21		CP&Y	\$54	60%					
2037B0261A	Bridge #261A			Garver							
2037B0261B	Bridge #261B			Garver							
2037B0269Z	Bridge #269			Benham							
2037B0474Z	Bridge #474										
2037B0482Z	Bridge #482										
2037B0153Z	Bridge #153										
2037B0183Z	Bridge #183										
2037B0252Z	Bridge #252										
2037B0271Z	Bridge #271										
2037B0322Z	Bridge #322			Benham							
2037B0329Z	Bridge #329										
2037B0478Z	Bridge #478										
2037B0204Z	Bridge #204	Mar-21		CP&Y		90%					
2037B0315Z	Bridge #315										
2037B0336Z	Bridge #336										
2037B0404Z	Bridge #404										
2037B0346Z	Bridge #346										
2037B0423Z	Bridge #423			Benham							
2037B0424Z	Bridge #424										
2037B1000Z	Citywide Bridge Rehab and Inspection										
<b>Citywide Projects</b>											
	<b>Citywide ADA Transition Plan Impl &amp; Update (ROW)</b>										
2036X0001Z	Transition Plan Update										
2036X0002Z	Transit Stops			BKL							
2036X0003Z	Signalized Intersections			BKL							
2036S0001Z	Sidewalk Corridors			BKL							
2036X0004Z	Citywide Infrastructure Partnership Funds										

CITY OF TULSA, OKLAHOMA  
 SALES TAX OVERVIEW COMMITTEE  
 TRANSPORTATION PROJECTS STATUS REPORT

Design & Construction as of:

02/01/22

DESIGN							CONSTRUCTION				
Budget Number	Project Description	Estimated Start Date	Currently Anticipated Completion Date	Engineer	Contract Amount	Pct Compl	Adv or Contract Award Date	Currently Anticipated Completion Date	Contractor	Contract Amount	Pct Compl
2036N0001Z	Citywide Non-Arterial Routine & Preventive										
2036A1000Z	Citywide Arterial Routine and Preventive										
2036A1001Z	Pavement Reinspection										
2035X0001Z	Transit-MTTA-Route 66 Bus Rapid Transit			HNTB	\$1,317	30%					
	<b>Traffic Engineering</b>										
2036X0005Z	Signal Coordination & Communication										
2036X0006Z	Signal Installation, Repair and Replace										
2036X0007Z	Traffic Calming										
2036X0008Z	Lighting Repair and Replacement										
2036X0009Z	Pavement Markings and Signs										
2036X0010Z	Guardrail Repair and Replacement										
2039X0009Z	Traffic Studies										
	<b>Bicycle-Pedestrian Infrastructure</b>										
2036S0002Z	Go Plan Implementation - Engineering			Garver							
2036S0003Z	Go Plan Implementation-Traffic Operation			Traffic							
2036S0004Z	Arterial Sidewalk			Strt & Strmwtr							
2036S0005Z	Non Arterial Sidewalk			Strt & Strmwtr							
2036X0011Z	Arena District Mstr Plan Implementation										
<b>TOTAL FUNDS 4281-4285 - 2020 STREETS GENERAL OBLIGATION BOND</b>											

\* Same design contract for \$35,000

\*\* Same design contract for \$15,000

.... Total contract with Becco is \$4,448,000 for stormwater project 993311 & street projects 6008-014180 & 6312-994526

\*

# Finance and Economic Indicators





# STOC

SALES TAX OVERVIEW COMMITTEE

Ashley Webb  
Chair

Ashley R. Webb  
Riggs, Abney, Neal, Turpen, Orbison & Lewis Inc.  
Attorney At Law  
Tulsa, OK 74119  
(918) 699-8905

**To:** City Council  
**Date:** May 11, 2022  
**Subject:** March Report to City Council

Attached is the April 2022 Sales Tax Overview Committee (STOC) Status Report

## **2006 Special Extended Sales Tax**

March expenditures totaled \$421,000, of which \$223,000 was spent on the Site Acquisition. For Additional Station project. Encumbrances and commitments total \$6,787,000. Current appropriations for the 2006 Special Extended Sales Tax Fund total \$271,812,000. There is a current appropriation balance of \$4,988,000.

## **2008 Sales Tax Special Temporary Streets**

There were no expenditures in March. Encumbrances and commitments total \$174,000. Current appropriations for the 2008 Sales Tax Special Temporary Streets Fund total \$145,494,000. There is a current appropriation balance of \$92,000.

## **2014 Sales Tax**

March expenditures totaled \$3,480,000, of which \$1,518,000 was spent on the 81St St Sheridan - Memorial Widening project. Encumbrances and commitments total \$60,923,000. Current appropriations for the 2014 Sales Tax Fund total \$567,923,000. There is a current appropriation balance of \$142,789,000.

## **2016 Sales Tax**

March expenditures totaled \$6,085,000, of which \$4,745,000 was spent on the monthly transfer to service debt on the Tulsa Vision advanced sales tax revenue bond. Encumbrances and commitments total \$20,954,000. Current appropriations for the 2016 Sales Tax Fund total \$192,472,000. There is a current appropriation balance of \$40,094,000.

## **2016 Revenue Bond**

March expenditures totaled \$2,204,000, of which \$1,100,000 was spent on the Gilcrease Museum Expansion project. Encumbrances and commitments total \$68,862,000. Current appropriations for the 2016 Revenue Bond Fund total \$350,600,000. There is a current appropriation balance of \$47,665,000.

## **2020 Sales Tax**

March expenditures totaled \$1,050,000, of which \$940,000 was spent on the purchase of departmental operating equipment. Encumbrances and commitments total \$11,726,000. Current appropriations for the 2020 Sales Tax Fund total \$33,618,000. There is a current appropriation balance of \$10,471,000.

**2020 General Obligation Bonds**

March expenditures totaled \$278,000, of which \$139,000 was spent on the Citywide Arterial Routine & Prevention project. Encumbrances and commitments total \$7,004,000. Current appropriations for the 2020 General Obligation Bonds Fund total \$91,395,000. There is a current appropriation balance of \$75,777,000.

**2014 General Obligation Bonds**

March expenditures totaled \$2,990,000, of which \$808,000 was spent on the Citywide - Arterial Rehab project. Encumbrances and commitments total \$25,212,000. Current appropriations for the 2014 General Obligation Bonds Fund total \$306,555,000. There is a current appropriation balance of \$79,267,000.

**2008 General Obligation Bonds**

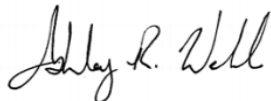
March expenditures totaled \$1,151,000, of which \$1,151,000 was spent on the Yale Ave 81st - 91st Widening project. Encumbrances and commitments total \$7,509,000. Current appropriations for the 2008 General Obligation Bonds Fund total \$230,055,000. There is a current appropriation balance of \$6,609,000.

**2005 General Obligation Bonds**

There were no expenditures in March. There are no current encumbrances and commitments. Current appropriations for the 2005 General Obligation Bonds Fund total \$74,919,000. There is a current appropriation balance of \$114,000.

Respectfully submitted,

Ashley Webb, Chair



Attachments

cc: James Wagner  
Keith Eldridge  
Jake Epp



## FINANCIAL REPORT TO CITY COUNCIL

Wednesday, May 11, 2022

### I. Financial Report

*Revenue: 2016 Vision 0.805 Percent and 2020 Sales Tax 0.45 Percent Sales Tax Funds*

	Fiscal Year to Date	
	April	Thru April
Actual	\$ 9,205,887	\$ 92,440,139
Adopted Budget - Current Year	8,412,257	87,498,956
<b>Actual vs Budget</b>	<b>\$ 793,630</b>	<b>\$ 4,941,183</b>

### Expenditures

Fund	March	Fiscal Year to Date Thru March
409 - 2020 Sales Tax	\$ 1,050,367	\$ 11,386,971
4001, 4003-4004 - Tulsa Vision Rev Bonds	2,203,627	41,704,097
4000 - Tulsa Vision Sales Tax	6,085,027	47,033,923
405 - 2014 Sales Tax	3,479,756	24,852,036
404 - 2008 Streets Temporary Sales Tax	-	39,956
402 - 2006 Special Extended Sales Tax	420,772	2,580,132
<b>TOTAL \$</b>	<b>13,239,548</b>	<b>\$ 127,597,115</b>

### II. Expenditures in Other Funds

Fund	March	Fiscal Year to Date Thru March
401 - 2001 Sales Tax	0	5,589
428 - 2020 GO Bond	277,537	5,365,431
427 - 2014 GO Bond	2,990,064	17,930,934
426 - 2008 GO Bond	1,150,674	6,786,022
425 - 2005 GO Bond	0	797,169
<b>TOTAL \$</b>	<b>4,418,275</b>	<b>\$ 30,885,145</b>

### III. Items for the City Council's Attention

- A. Monthly Financial Reports
- B. STOC Committee and Subcommittee Minutes and Reports

### IV. Attachments

- A. Attendance Record for the last 12 months
- B. STOC Committee and Subcommittee Minutes and Reports

Respectfully submitted,

Ashley R. Webb, Chair

Attachments

cc: James Wagner  
Keith Eldridge  
Jake Epp

**Short Term Capital Purchases Summary (Fund 477) as of March 2022  
2006 Sales Tax Capital Equipment Replacement Report**

<b>Department/Entitiy</b>	<b>Appropriations</b>	<b>Month's Expenditures</b>	<b>Year to Date Expenditures</b>	<b>Encumbrances Commitments</b>	<b>Balance</b>
Human Resources	\$ 40,000	\$ -	\$ -	\$ 24,975	\$ 15,025
Finance	\$ 14,847	\$ -	\$ 14,847	\$ -	\$ -
Legal	\$ 4,800	\$ -	\$ -	\$ -	\$ 4,800
Asset Management	\$ 895,720	\$ 40,225	\$ 134,007	\$ 170,270	\$ 591,444
Information Technology	\$ 6,719,659	\$ 236,007	\$ 2,258,767	\$ 1,914,180	\$ 2,546,711
Police	\$ 4,363,029	\$ 206,022	\$ 1,153,167	\$ 3,085,067	\$ 124,796
Fire	\$ 915,456	\$ 11,196	\$ 357,070	\$ 419,017	\$ 139,369
Municipal Court	\$ 23,538	\$ -	\$ 3,187	\$ -	\$ 20,351
Engineering Services	\$ 217,630	\$ -	\$ -	\$ 152,306	\$ 65,324
Streets & Stormwater	\$ 2,681,133	\$ 2,542	\$ 445,959	\$ 1,636,348	\$ 598,826
Parks & Recreation	\$ 955,506	\$ 60,265	\$ 126,808	\$ 187,156	\$ 641,542
Gilcreas Museum admin	\$ 48,105	\$ -	\$ -	\$ -	\$ 48,105
WIN	\$ 537,474	\$ -	\$ 184,875	\$ 23,329	\$ 329,270
Development Services	\$ 188,100	\$ 833	\$ 137,267	\$ -	\$ 50,833
City Council	\$ 967	\$ -	\$ -	\$ 967	\$ 0
Transfer to Other Funds*	\$ 123,000	\$ -	\$ 123,000	\$ -	\$ -
Transfer to River Parks*	\$ 42,000	\$ -	\$ 42,000	\$ -	\$ -
Transfer to TAEMA*	\$ 32,000	\$ -	\$ 32,000	\$ -	\$ -
Transportation Grants to MTTA*	\$ 115,000	\$ 115,000	\$ 115,000	\$ -	\$ -
	<b>\$ 17,917,964.00</b>	<b>\$ 672,091.21</b>	<b>\$ 5,127,953.44</b>	<b>\$ 7,613,614.53</b>	<b>\$ 5,176,396.03</b>

\* Total appropriation is transferred to the agency in a lump sum during the year and incorporated into their budget.

# Report On Tulsa Economic Indicators February 2021

## **Economic Overview**

Economic Overview will be updated at the end of every quarter. The Next EO summary will be posted with the March 2022 Report.

## **Wage & Salary Employment Conditions**

Labor force participation decreased in February, reporting a total of 483,600 . Compared to the previous month, this was an increase of 4,300 or 0.9% in Labor participants. Meanwhile, the Total Employment survey reported an increase of 3,500 positions within the metro area. This was an increase of 0.8% over the previous month and reported a total of 468,000 . The area unemployment rate was reported at 2.9% for February which is down from the January number of 3.1%. Total unemployment for the area was 5.4% this time last year. Regarding the second employment survey, Wage and Salary Employment increased by 7,700 in February, to report a total of 446,500 . The Manufacturing sector reported an increase of 400 positions in February to total 47,300. The Service sector reported an increase of 3,600 positions totaling 224,300 positions. Trade reported an increase of 900 positions this month, totaling 88,300 for February.

## **Construction Conditions**

Residential construction activity data for the metro area was not available for November. We are working to get this information.

## **Freight Conditions**

TIA reported February boarding at 78,296 passengers . Outgoing passenger counts fell by -1,429 over the previous month. This time last year, the airport reported a total 44,761 for the month. February cargo fell at the TIA, decreasing by -592 tons, and reporting a total of 3,182 tons shipped in February. Lastly, freight at the Port of Catoosa reported 132,171 of barge tonnage for the month. This is up vs. previous month by 173 in barge tonnage.

## **Enterprise Customers**

Sewer customer totals decreased by -887 customers in February totaling 137,715 . The current customer base is 3.4%, greater than this time last year. Water Customers also increased by 218 customers in February totaling 146,446 . The current customer base is 3.8%, greater than this time last year.

## **Price Indices**

PPI was up in February at 221.4

MCI moved up 1.6% in February to 294.8

CPI-U moved up 0.8% in February to 269.6<sup>1</sup>

20 Year GO Bond rates moved up 22 basis points to 2.44% in February

Revenue Bond rates fell by 112 basis points to 2.36% in February

30-Day Treasury Bill rates fell by 33 basis points to 0.030% in February

---

<sup>1</sup> The annualized average for Fiscal year 2018 was 235.4. The annualized median for the last three Fiscal Years was 230.7

# Tulsa Economic Indicators

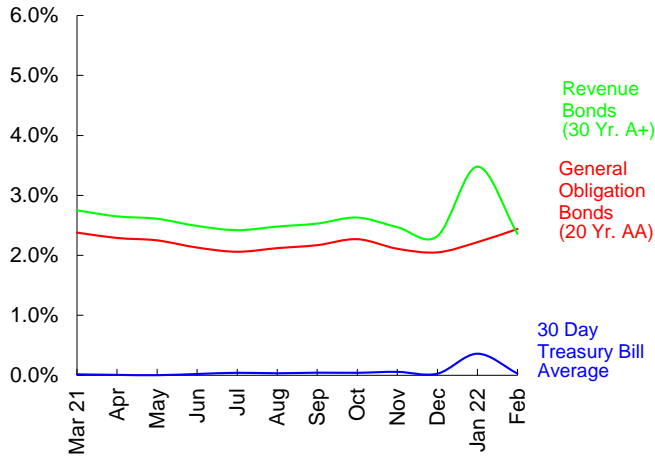
## Most Recent Twelve Months

(unless otherwise Indicated)

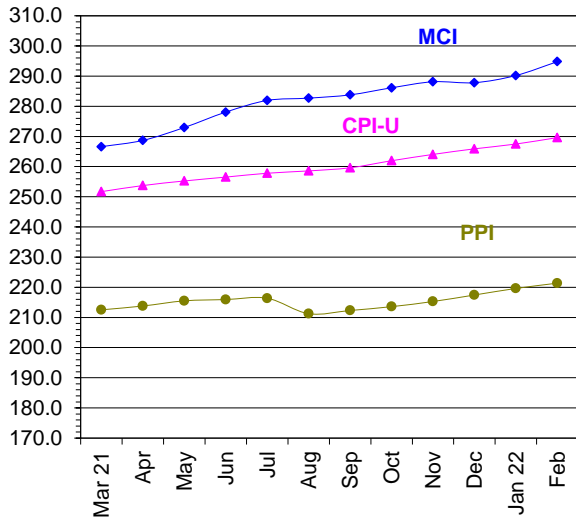
	March 21 to February 22	March 20 to February 21	Change
<b>Wage &amp; Salary</b>			
<b>Employment (TMSA 12 Mo. Avg.):</b>	<u>Feb-22</u>	<u>Feb-21</u>	
<b>Manufacturing</b>	46,700	48,800	(4.3%)
<b>Services</b>	223,200	219,100	1.9%
<b>Trade</b>	84,600	80,600	5.0%
<b>Other</b>	<u>86,700</u>	<u>86,700</u>	0.0%
<b>Total</b>	441,200	435,200	1.4%
<b>Unemployment Rates (TMSA 12 Mo. Avg.):</b>			
	<u>Feb-22</u>	<u>Feb-21</u>	
<b>Tulsa MSA</b>	3.1%	7.2%	-4.1%
<b>Oklahoma</b>	3.2%	6.7%	-3.5%
<b>United States</b>	5.0%	8.6%	-3.6%
<b>Air Passengers (Calendar YTD):</b>			
	<u>Feb-22</u>	<u>Feb-21</u>	
<b>Barge Tonnage (Calendar YTD):</b>	158,000	90,600	74.4%
	264,200	265,500	(0.5%)
<b>Price and Cost Indices:</b>			
	<u>Feb-22</u>	<u>Feb-21</u>	
<b>Consumer Price Index - Urban</b>	269.6	250.2	7.8%
<b>Producer Price Index</b>	221.4	211.2	4.8%
<b>Municipal Cost Index (Est.)</b>	294.8	263.3	12.0%
<b>(Indices are not adjusted for seasonality)</b>			
<b>Financial Rates (Monthly Avg.):</b>			
	<u>Feb-22</u>	<u>Feb-21</u>	
<b>30-Day Treasury Bill</b>	0.030%	0.07%	(0.04)
<b>Municipal General Obligation Bond</b>			
<b>Buyer 11 Bond Index (20 Yr. A-AAA)</b>	2.44%	2.18%	0.26
<b>Municipal Revenue Bond Buyer</b>			
<b>25 Bond Index (25 Yr. A-AA+)</b>	2.36%	2.56%	(0.20)
<b>Utilities:</b>			
	<u>Feb-22</u>	<u>Feb-21</u>	
<b>Water Customers</b>	146,400	141,100	3.8%
<b>Sewer Customers</b>	137,700	133,200	3.4%

\*Data unavailable at time of report. Therefore figure is a 12 month average forecast.

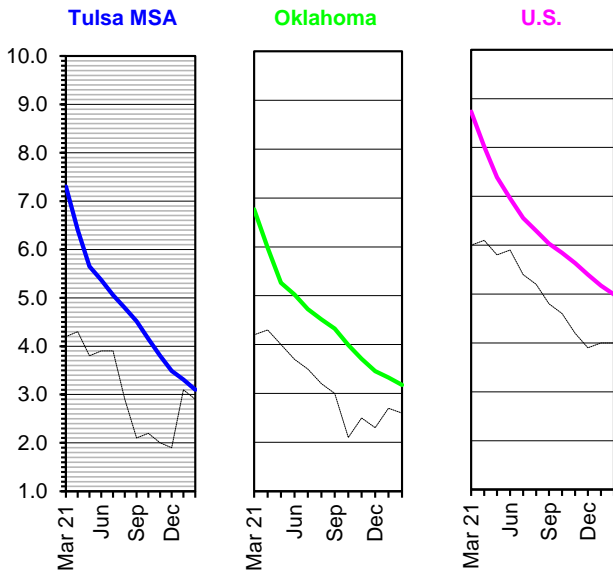
**Rates on Municipal Investments and Cost of Financing\*\***



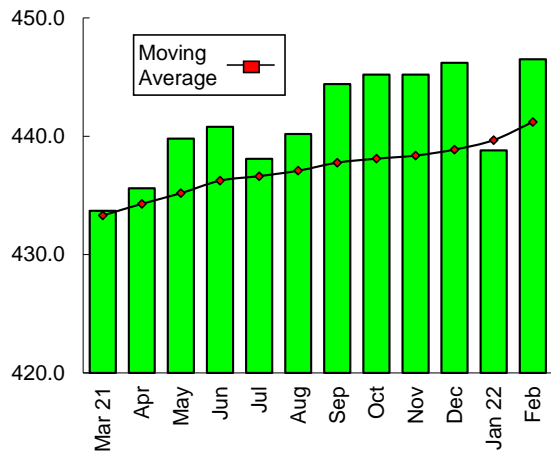
**Consumers, Producers, and Municipal Price/Cost Indices**



**Monthly (- -) and Average (—) Unemployment Rates (Most Recent 12 Months)**



**Tulsa MSA Wage & Salary Employment and 12 Month Moving Average (000's)**




\*Data unavailable at time of report. Therefore figure is a 12 month average forecast.

**MAJOR CAPITAL IMPROVEMENTS CONSTRUCTION FUNDS SUMMARY**  
**As of March, 2022**

	CURRENT		EXPENDITURES		ENCUMBERED	PERCENT	BALANCE				
	APPROPRIATIONS		Current Month	To Date				COMMITTED			
Fund 401 and Fund 403											
<b>2001 Third Penny Sales Tax and 2006 Advance Funded Sales Tax</b>	\$	112,558,928	\$	-	\$	112,394,859	\$	146,409	100%	\$	17,660
Fund 402											
<b>2006 Third Penny Sales Tax Extension</b>	\$	271,811,704	\$	420,772	\$	260,036,819	\$	6,787,339	98%	\$	4,987,546
Fund 404											
<b>2008 Sales Tax Special Temporary Streets Fund</b>	\$	145,493,500	\$	-	\$	145,227,612	\$	174,300	100%	\$	91,588
Fund 405											
<b>2014 Sales Tax Fund</b>	\$	567,922,929	\$	3,479,756	\$	364,211,368	\$	60,922,520	75%	\$	142,789,041
Fund 406: 4000											
<b>2016 Sales Tax Fund</b>	\$	192,471,770	\$	6,085,027	\$	131,423,659	\$	20,953,971	79%	\$	40,094,139
Fund 406: 4001, 4003, 4004											
<b>2016 Revenue Bond Fund</b>	\$	350,600,000	\$	2,203,627	\$	234,073,504	\$	68,861,838	86%	\$	47,664,659
Fund 409											
<b>2020 Sales Tax Fund</b>	\$	33,617,778	\$	1,050,367	\$	11,420,565	\$	11,725,724	69%	\$	10,471,489
Fund 428											
<b>2020 General Obligation Bonds</b>	\$	91,395,000	\$	277,537	\$	8,613,740	\$	7,004,353	17%	\$	75,776,907
Fund 427											
<b>2014 General Obligation Bonds</b>	\$	306,555,000	\$	2,990,064	\$	202,076,171	\$	25,212,003	74%	\$	79,266,826
Funds 426											
<b>2008 General Obligation Bonds</b>	\$	230,054,937	\$	1,150,674	\$	215,936,316	\$	7,509,373	97%	\$	6,609,248
Funds 425											
<b>2005 General Obligation Bonds</b>	\$	74,919,257	\$	-	\$	74,804,895	\$	(0)	100%	\$	114,362
Fund 740: 7401-7408											
<b>TMUA--Water Capital Fund</b>	\$	396,310,405	\$	3,220,641	\$	312,454,028	\$	48,285,665	91%	\$	35,570,712
Funds 750: 7501-7520											
<b>TMUA-Sanitary Sewer Capital Funds</b>	\$	526,910,375	\$	4,237,455	\$	419,341,034	\$	37,311,712	87%	\$	70,257,628



City of Tulsa  
Department of Finance  
**FINANCIAL REPORT**



**SALES TAX OVERVIEW COMMITTEE**

PERIOD ENDING **March 31, 2022**

**City of Tulsa**  
**Department of Finance**  
**FINANCIAL REPORT**



**G. T. Bynum**  
**Mayor**

**James Wagner**  
**Director of Finance**

MAYOR

G. T. Bynum

CITY COUNCIL

VANESSA HALL-HARPER.....DISTRICT 1  
JEANNIE CUE .....DISTRICT 2  
CRISTA PATRICK .....DISTRICT 3  
KARA JOY MCKEE .....DISTRICT 4  
MYKEY ARTHRELL-KNEZEK.....DISTRICT 5  
CONNIE DODSON .....DISTRICT 6  
LORI DECTER WRIGHT .....DISTRICT 7  
PHIL LARKIN JR .....DISTRICT 8  
JAYME FOWLER .....DISTRICT 9

CITY AUDITOR

CATHY CRISWELL

SALES TAX OVERVIEW COMMITTEE

Ashley Webb, Chair  
Kathy Sebert, Vice Chair  
Janae Bradford, Secretary

Rhonda Hinrichs  
Paul McTighe

Linda Jenkins  
Sylvia Powell  
Renee Plocek  
Ashley Webb

Kathy Sebert  
Jesse Guardiola  
Ellouise Cochran  
Jonathan Hall  
Scott Grizzle  
Pamela Amburgy  
Marcia Bruno-Todd

Jeff Covington  
Alex Gomez  
Janae Bradford  
Steve King  
Steven Watts  
Mareo Johnson

**SALES TAX OVERVIEW COMMITTEE REPORT**  
**Table of Contents**

<u>FUND NO.</u>	<u>PAGE NO.</u>
<b>TABLE OF CONTENTS .....</b>	<b>3</b>
<b>CONSOLIDATED REPORTS</b>	
Balance Sheets.....	4
Schedule of Sales Tax Revenue .....	5
<b>402.....2006 SPECIAL EXTENDED SALES TAX.....</b>	<b>6</b>
Statement of Revenue, Expenditures, and Encumbrances.....	7
<b>405.....2014 EXTENDED 1.1% SALES TAX.....</b>	<b>10</b>
Statement of Revenue, Expenditures, and Encumbrances.....	11
<b>409.....2020 SALES TAX.....</b>	<b>15</b>
Statement of Revenue, Expenditures, and Encumbrances.....	16
<b>4000 .....2016 LIMITED PURPOSE TEMPORARY SALES TAX .....</b>	<b>18</b>
Statement of Revenue, Expenditures, and Encumbrances.....	19
<b>4001 .....2016 VISION ADVANCE FUNDED REVENUE BOND FUND .....</b>	<b>21</b>
Statement of Revenue, Expenditures, and Encumbrances.....	22
<b>4003 .....2016 VISION ADVANCE FUNDED REVENUE BOND FUND .....</b>	<b>24</b>
Statement of Revenue, Expenditures, and Encumbrances.....	25
<b>4004 .....2016 VISION ADVANCE FUNDED REVENUE BOND FUND .....</b>	<b>27</b>
Statement of Revenue, Expenditures, and Encumbrances.....	28
<b>4260-4266 .....2008 GO BOND FUNDS .....</b>	<b>30</b>
Statement of Revenue, Expenditures, and Encumbrances.....	31
<b>4270-4274 .....2014 GO BOND FUNDS .....</b>	<b>34</b>
Statement of Revenue, Expenditures, and Encumbrances.....	35
<b>4281-428X.....2020 GO BOND FUNDS .....</b>	<b>39</b>
Statement of Revenue, Expenditures, and Encumbrances.....	40
<b>COMBINED STATEMENT OF OTHER FUND ACTIVITY .....</b>	<b>43</b>
(400, 401, 403, 404, 425) .....	44
<b>BUDGET ACTIONS.....</b>	<b>45</b>

**CITY OF TULSA, OKLAHOMA  
SALES TAX OVERVIEW COMMITTEE REPORT  
BALANCE SHEET  
FEBRUARY 2022**

	FUND 402 2006 SPECIAL EXTENDED SALES TAX	FUND 405 2014 EXTENDED 1.1% SALES TAX	FUND 409 2020 SALES TAX	FUND 4000 2016 LIMITED PURPOSE TEMPORARY SALES TAX	FUNDS 4260 through 4266 2008 GO BOND FUNDS	FUNDS 4270 through 4274 2014 GO BOND FUNDS	FUNDS 4281 through 4285 2020 GO BOND FUNDS	TOTAL
<b>ASSETS:</b>								
POOLED EQUITY WITH TREASURER ACCRED INTERST RECEIVABLE	\$13,096,557.64	\$220,165,273.08	\$23,663,909.71	\$66,244,204.60	\$15,694,104.14	\$152,200,245.29	\$38,038,642.47	\$491,064,294.46
OTHER CURRENT RECEIVABLES TAX RECEIVABLE	51,669.15	838,436.59	49,555.68	219,418.23				\$1,159,079.65
			5,476,464.38	9,796,786.24				\$15,273,250.62
				1,394,001.31				\$1,394,001.31
<b>TOTAL ASSETS</b>	<b>\$13,148,226.79</b>	<b>\$221,003,709.67</b>	<b>\$29,189,929.77</b>	<b>\$77,654,410.38</b>	<b>\$15,694,104.14</b>	<b>\$152,200,245.29</b>	<b>\$38,038,642.47</b>	<b>\$508,890,626.04</b>
<b>LIABILITIES, RESERVES, AND FUND BALANCE:</b>								
<b>LIABILITIES AND RESERVE FOR ENC.:</b>								
ACCOUNTS PAYABLE		17,460.46						17,460.46
CONTRACTS PAYABLE - RETAINAGE	244,725.50	2,810,892.13		512,759.29	865,311.22	2,881,416.23	97,382.68	7,315,104.37
CONTRACTS RETAINAGE CLEAR PURCHASING CARD ESCROW DUE TO OTHER FUNDS		20,413.40			294,095.52			314,508.92
ADVANCES FROM OTHER FUNDS		110,149.30						110,149.30
RESERVE FOR ENCUMBRANCES	1,835,370.77	60,419,615.85	11,431,325.94	18,954,270.94	7,509,373.12	18,528,010.80	5,020,416.54	118,677,967.42
RESERVE FOR COMMITMENTS								
<b>UNENCUMBERED FUND BALANCE:</b>								
APPROPRIATED	4,987,545.64	142,789,041.07	10,471,489.38	40,094,139.32	6,609,247.66	79,266,796.47	32,920,843.25	284,218,259.54
UNAPPROPRIATED RESERVED FOR ADVANCES	6,080,584.88	14,836,137.46	7,287,114.45	18,093,240.83	416,076.62	51,524,021.79		98,237,176.03
<b>TOTAL FUND BALANCE</b>	<b>11,068,130.52</b>	<b>157,625,178.53</b>	<b>17,758,603.83</b>	<b>58,187,380.15</b>	<b>7,025,324.28</b>	<b>130,790,818.26</b>	<b>32,920,843.25</b>	<b>382,455,435.57</b>
<b>TOTAL LIABILITIES, RESERVES, AND FUND BALANCE</b>	<b>\$13,148,226.79</b>	<b>\$221,003,709.67</b>	<b>\$29,189,929.77</b>	<b>\$77,654,410.38</b>	<b>\$15,694,104.14</b>	<b>\$152,200,245.29</b>	<b>\$38,038,642.47</b>	<b>\$508,890,626.04</b>

**CITY OF TULSA, OKLAHOMA**  
**SALES TAX OVERVIEW COMMITTEE REPORT**  
**SCHEDULE OF SALES TAX REVENUE**  
 March 2022

Month	COMPARISON TO BUDGET (2020-2021)			COMPARISON TO PRIOR YEAR				
	BUDGET	ACTUAL	DIFFERENCE	2019-2020	2020-2021	AMOUNT	PERCENT	
	AMOUNT	AMOUNT		ACTUAL	ACTUAL	INCREASE (DECREASE)	INCREASE/DECREASE ACTUAL BUDGET	
July	\$ 8,204,546.00	\$ 9,154,501.79	\$ 949,955.79	\$ 8,610,765.00	\$ 9,154,501.79	\$ 543,736.79	6.3%	-4.7%
August	\$ 8,300,632.00	\$ 9,359,983.20	1,059,351.20	\$ 8,698,132.00	\$ 9,359,983.20	661,851.20	7.6%	-4.6%
September	\$ 8,125,952.00	\$ 9,268,462.59	1,142,510.59	\$ 8,558,231.00	\$ 9,268,462.59	710,231.59	8.3%	-5.1%
October	\$ 8,122,870.00	\$ 9,163,471.87	1,040,601.87	\$ 8,513,070.00	\$ 9,163,471.87	650,401.87	7.6%	-4.6%
November	\$ 8,041,056.00	\$ 9,154,501.79	1,113,445.79	\$ 8,409,734.00	\$ 9,154,501.79	744,767.79	8.9%	-4.4%
December	\$ 8,140,730.00	\$ 9,251,059.34	1,110,329.34	\$ 8,540,060.00	\$ 9,251,059.34	710,999.34	8.3%	-4.7%
January	\$ 8,606,939.00	\$ 9,867,876.68	1,260,937.68	\$ 9,026,643.00	\$ 9,867,876.68	841,233.68	9.3%	-4.6%
February	\$ 8,435,116.00	\$ 9,985,606.73	1,550,490.73	\$ 9,138,718.00	\$ 9,985,606.73	846,888.73	9.3%	-7.7%
March	\$ 7,425,426.00	\$ 8,111,932.11	686,506.11	\$ 8,082,448.00	\$ 8,111,932.11	29,484.11	0.4%	-8.1%
April		\$ -	-		\$ -	-	#DIV/0!	#DIV/0!
May		\$ -	-		\$ -	-	#DIV/0!	#DIV/0!
June		\$ -	-		\$ -	-	#DIV/0!	#DIV/0!
<b>TOTAL</b>	<b>\$ 73,403,267.00</b>	<b>\$ 83,317,396.10</b>	<b>\$ 9,914,129.10</b>	<b>\$ 77,577,801.00</b>	<b>\$ 83,317,396.10</b>	<b>\$ 5,739,595.10</b>	<b>7.4%</b>	<b>-5.4%</b>

PERCENT INCREASE (DECREASE) 11.90%

# **2006 SPECIAL EXTENDED SALES TAX**

**FUND 402**

**(SIXTH THIRD PENNY SALES TAX PROGRAM)**

**CITY OF TULSA, OKLAHOMA  
SALES TAX OVERVIEW COMMITTEE REPORT  
FUND 402 - 2006 SPECIAL EXTENDED SALES TAX**

**STATEMENT OF REVENUES, EXPENDITURES AND ENCUMBRANCES  
FOR THE NINE MONTHS ENDED MARCH 31, 2022**

	FY ESTIMATED REVENUES/ LIFE-TO-DATE APPROPRIATIONS	CURRENT MONTH	ACTUAL YEAR TO DATE	LIFE TO DATE	OUTSTANDING REVENUES/ BALANCE OF APPROPRIATIONS
<b><u>Revenue</u></b>					
Sales Tax	\$	\$	\$	\$ 430,935,953.99	\$
Donations					
Interest on Investments		7,825.68	58,050.91	16,334,699.21	(58,050.91)
Intergovernmental Revenue Federal, State & Local grants Transfers from other funds					
Miscellaneous Revenue				1,424,225.61	
Total Revenue		7,825.68	58,050.91	448,694,878.81	-58,050.91
<b><u>Expenditures</u></b>					
Project Expenditures	271,811,704.47	420,771.86	2,717,647.36	259,933,256.73	11,878,447.74
Total Expenditures	271,811,704.47	420,771.86	2,717,647.36	259,933,256.73	11,878,447.74
Excess (Deficiency) of Revenue Over Expenditures			(2,659,596.45)	188,761,622.08	
Completed Projects Encumbrances			6,787,339.48	174,416,586.99 6,787,339.48	
Excess (Deficiency) of Revenue Over Expenditures and Encumbrances			(9,446,935.93)	7,557,695.61	
June 30, 2018 Ending Fund Balance			13,338,565.72		
Prior year expenditures					
June 30, 2018 Encumbrances			3,666,065.82		
Adjusted Beginning Fund Balance			17,004,631.54		
Ending Fund Balance			\$ 7,557,695.61	\$ 7,557,695.61	



**Fund 402**  
**2006 SPECIAL EXTEND SALES TAX**

as of: 3/30/2022

FUND	PROJECT	TITLE	REVISED BUDGET	MTD ACTUAL	YTD ACTUAL	LTD ACTUAL	ENC	COMM	BALANCE
402	016100	Forensic Lab Expansion	14,729,241.90	-	-	14,729,241.90	-	-	-
402	016130	Replace 2 Police Helicopters	4,344,475.00	-	-	4,344,475.00	-	-	-
402	016200	Apparatus Replacement	12,863,575.91	-	-	12,863,575.91	-	-	-
402	016240	Site Acq. For Addnl. Station	5,300,000.00	222,187.33	1,645,528.91	3,423,149.89	1,440,571.88	-	436,278.23
402	016310	Network System Replacement	1,402,150.04	-	-	1,402,150.04	-	-	-
402	017110	General Park Improvements	4,829,359.78	-	54,425.41	4,812,765.74	16,594.04	-	0.00
402	017120	Golf Course Development	459,640.57	-	-	459,640.57	-	-	-
402	017140	Tulsa Zoo Department	2,938,780.81	-	-	2,938,780.81	-	-	-
402	060020	Comprehensive Plan Update	649,253.49	-	-	649,253.49	-	-	-
402	060040	Equipment Mgmt Projects	2,242,000.00	-	-	2,242,000.00	-	-	-
402	062100	Unservd Area & Offsite Mns	7,200,000.00	-	-	7,200,000.00	-	-	-
402	062120	Sswwtp 71 Ls Expansion	400,000.00	-	-	400,000.00	-	-	-
402	062130	Spunky Crk Bsn Ms & Ls	9,497,696.77	-	-	9,497,696.77	0.00	-	(0.00)
402	062140	Lower Bird Creek Wwtp Exprn	11,000,000.00	-	-	11,000,000.00	-	-	-
402	063101	Fred Creek Drainage Imprv	12,250,000.00	-	-	12,250,000.00	-	-	(0.00)
402	063106	Elm Crk 6th St Drainage	2,000,000.00	-	-	2,000,000.00	(0.00)	-	(0.00)
402	063107	Citywide Mdp Updates	450,000.00	-	-	450,000.00	-	-	-
402	063109	Engr And Insp Svc-Fc	500,000.00	-	-	500,000.00	-	-	-
402	064001	Arterial Streets Rehab	28,169,343.33	183,090.38	792,117.05	28,115,684.00	53,659.33	-	(0.00)
402	064002	Residential Streets Rehab	25,849,169.10	-	-	25,815,173.80	0.00	-	33,995.30
402	064003	Traffic Signals & Lighting	2,600,000.00	-	-	2,599,970.00	0.00	-	30.00
402	064004	TRAFFIC SIGNAL SYNCH	1,700,000.00	-	-	1,692,173.06	-	-	7,826.94
402	064005	St Surface Rpr & Crack Seal	10,000,000.00	-	-	10,000,000.00	0.00	-	0.00
402	064060	Bridge Replacement	2,500,000.00	-	-	2,499,613.73	385.00	-	1.27
402	064062	Bridge Rehab/Repair Cw	2,500,000.00	2,446.01	(1,359.13)	2,479,557.19	20,442.81	-	0.00
402	064093	City Match-Fed/St/Co Projs	1,500,000.00	-	-	1,410,000.00	90,000.00	-	-
402	064101	41St-Garnett To 129Th E Ave	500,000.00	-	-	498,500.00	1,500.00	-	(0.00)
402	064102	81St-Memorial To Mingo	7,402,272.09	-	-	7,402,272.09	-	-	0.00
402	064103	91St & Harvard Intersection	2,217,000.00	-	-	2,217,000.00	-	-	-
402	064104	91St And Sheridan Inters	4,417,718.54	-	-	4,414,613.00	-	-	3,105.54
402	064105	61St St Riverside To Peoria	800,000.00	41.45	211.65	705,822.77	23,660.27	-	70,516.96
402	064106	Garnett-11Th To I-244	500,000.00	-	-	499,555.00	-	-	445.00
402	064107	Mingo 71St To 81St	500,000.00	-	-	498,721.40	-	-	1,278.60
402	064108	Pine St-Memorial To Mingo	500,000.00	13,006.69	36,018.02	466,836.11	32,254.87	-	909.02
402	064109	129Th-31St To 41St	5,500,000.00	-	-	5,500,000.00	-	-	-
402	064110	61St-Riverside To Peoria	7,369,000.00	-	-	7,369,000.00	-	-	-
402	064111	91St-Memorial To Mingo	500,000.00	-	-	59,808.17	-	-	440,191.83
402	065100	Public Facilities Renov	7,080,000.00	-	53,189.86	6,732,371.82	200,462.01	-	147,166.17
402	065300	Energy Efficiency Facil Impr	1,600,000.00	-	-	1,134,165.67	-	-	465,834.33
402	065320	Gilcrease Museum Renovation	3,342,500.00	-	-	3,342,089.45	410.55	-	0.00
402	065330	Performing Arts Ctr Renova	1,560,000.00	-	-	1,560,000.00	-	-	-
402	066210	New Fs 11-11Th/177Th	-	-	-	-	-	-	-
402	066220	Homeland Sec Equip Facil	2,708,852.22	-	-	2,708,852.22	-	-	(0.00)
402	066310	Weather Alert Sirens Repl	1,694,929.61	-	-	1,694,929.61	-	-	-

**Fund 402**  
**2006 SPECIAL EXTEND SALES TAX**

as of: 3/30/2022

FUND	PROJECT	TITLE	REVISED BUDGET	MTD ACTUAL	YTD ACTUAL	LTD ACTUAL	ENC	COMM	BALANCE
402	066320	61St Twr Comm Shelter Repl	299,964.04	-	-	299,964.04	-	-	-
402	066330	Pwr Prtct Bok Comm Site Bok	104,569.00	-	-	104,569.00	-	-	-
402	066340	Log Sys 800 Mhz Radio Sys	118,787.61	-	-	118,787.61	-	-	-
402	066350	Computer Sys Repl/Enhance	511,449.95	-	-	511,449.95	-	-	-
402	067120	Plgnd Splashpad Park Surfs	3,095,280.61	-	-	3,024,686.42	-	-	70,594.19
402	067130	Playground Equip Repl/Renov	1,063,517.00	-	-	1,054,597.78	-	-	8,919.22
402	067170	Carl Smith Facil Devel	235,421.96	-	-	231,991.95	3,430.01	-	0.00
402	067510	Trails Resurf And Widening	2,924,423.01	-	-	2,924,423.01	-	-	-
402	067520	EST BANK IMPR 11TH-21STS	5,250,000.00	-	-	346,031.29	-	4,903,968.71	-
402	067530	RVR WST FESTIVAL PRK RENOV	7,491,683.05	-	-	7,491,683.05	-	-	-
402	067540	RIVER PRKS FACIL REHAB/REPL	345,186.15	-	-	345,186.15	-	-	-
402	068100	Tda Downtown Prop Acq	1,720,000.00	-	-	1,720,000.00	-	-	-
402	068110	Kendall Whittier Plan Impl	5,000,000.00	-	-	5,000,000.00	-	-	-
402	068120	Dirty Butter Crk Acq Ph2	2,096,066.28	-	-	2,096,066.28	-	-	0.00
402	068130	Downtown Signage	1,813,710.24	-	-	1,813,710.24	-	-	-
402	068140	Econ Devel Infrastructure	3,000,000.00	-	-	3,000,000.00	-	-	-
402	068160	New Parking Garage	5,000,000.00	-	-	2,301,726.39	-	-	2,698,273.61
402	069100	Mtta System Projects	2,410,000.00	-	-	2,402,136.89	-	-	7,863.11
402	096005	Electronic Ticketing Equip	182,707.40	-	-	182,707.40	-	-	-
402	144104	Riverside Dr & Rltd Infrstr	250,252.64	-	-	250,252.64	-	-	-
402	146200	Fire - SCBA	94,389.51	-	-	94,389.51	-	-	-
402	156000	Radio Sys Upgrd & Assc Equip	3,545,000.00	-	-	3,545,000.00	-	-	-
402	170101	Capital Equipment	172,000.00	-	-	172,000.00	-	-	0.00
402	203400001Z	Tulsa Zoo Department	1,027,836.86	-	-	451,650.93	-	-	576,185.93
402	914411	Tulsa Trails	1,492,500.00	-	-	1,492,500.00	0.00	-	(0.00)
402	962301	Tulsa Convention Center Impr	2,000,000.00	-	-	1,981,869.61	0.00	-	18,130.39
402	966120	Gilcrease Exp Osage Exp-41st	4,500,000.00	-	-	4,500,000.00	-	-	-
			<b>\$ 271,811,704.47</b>	<b>\$ 420,771.86</b>	<b>\$ 2,580,131.77</b>	<b>\$ 260,036,819.35</b>	<b>\$ 1,883,370.77</b>	<b>\$ 4,903,968.71</b>	<b>\$ 4,987,545.64</b>

# **2014 EXTENDED 1.1% SALES TAX**

**FUND 405**

**(2014 EXTENDED 1.1% SALES TAX FUND)**

**CITY OF TULSA, OKLAHOMA  
SALES TAX OVERVIEW COMMITTEE REPORT  
FUND 405 - 2014 EXTENDED 1.1% SALES TAX**

**STATEMENT OF REVENUES, EXPENDITURES AND ENCUMBRANCES  
FOR THE NINE MONTHS ENDED MARCH 31, 2022**

	FY ESTIMATED REVENUES/ LIFE-TO-DATE APPROPRIATIONS	CURRENT MONTH	ACTUAL YEAR TO DATE	LIFE TO DATE	OUTSTANDING REVENUES/ BALANCE OF APPROPRIATIONS
<b>Revenue</b>					
Sales Tax	\$	\$	\$	\$ 551,323,376.53	\$
Donations					
Interest on Investments		131,041.04	1,181,410.57	15,823,574.60	(1,181,410.57)
Intergovernmental Revenue					
Federal, State & Local grants					
Transfers from other funds					
Miscellaneous Revenue				98,580.75	
Total Revenue		131,041.04	1,181,410.57	567,245,531.88	-1,181,410.57
<b>Expenditures</b>					
Project Expenditures	567,377,763.82	3,479,755.52	31,130,056.09	360,124,687.24	207,253,076.58
Total Expenditures	567,377,763.82	3,479,755.52	31,130,056.09	360,124,687.24	207,253,076.58
<b>Excess (Deficiency) of Revenue</b>					
Over Expenditures			(29,948,645.52)	207,120,844.64	
<b>Completed Projects</b>					
Encumbrances			60,922,519.89	60,922,519.89	
<b>Excess (Deficiency) of Revenue Over</b>					
Expenditures and Encumbrances			(90,871,165.41)	146,198,324.75	
<b>June 30, 2018 Ending Fund Balance</b>					
Prior year expenditures			169,890,740.39		
<b>June 30, 2018 Encumbrances</b>					
			67,178,749.77		
<b>Adjusted Beginning Fund Balance</b>					
			237,069,490.16		
<b>Ending Fund Balance</b>					
			\$ 146,198,324.75	\$ 146,198,324.75	

**Fund 405**

**2014 SALES TAX**

as of: 3/30/2022

FUND	PROJECT	TITLE	REVISED BUDGET	MTD ACTUAL	YTD ACTUAL	LTD ACTUAL	ENC	COMM	BALANCE
405	140040	Cng Fuel Expansion	1,800,000.00	-	-	1,787,810.17	-	-	12,189.83
405	140050	Radio Frequency ID Devices	750,000.00	-	-	-	-	-	750,000.00
405	140060	Emd Emergency Generators	200,000.00	-	-	191,890.18	8,109.82	-	0.00
405	140070	Emd Facilities Maintenance	1,000,000.00	-	-	833,020.46	(0.00)	-	166,979.54
405	140080	Emd Lights, Hvac, Plumbing	2,300,000.00	-	542,707.20	1,218,573.37	148,460.24	-	932,966.39
405	140100	Capital Equipment	46,235,000.00	-	-	46,234,996.00	-	-	4.00
405	143001	Levee District #12 Rehab	3,400,000.00	-	29,970.93	363,759.13	121,570.52	-	2,914,670.35
405	144003	Citywide Guardrail Repl	1,000,000.00	-	14,863.10	459,319.75	127,736.90	-	412,943.35
405	144004	CW Traffic Signalization	2,000,000.00	6,816.77	80,176.28	1,234,059.70	233,182.48	-	532,757.82
405	144005	Roadway & Pedestrian Lights	1,000,000.00	2,250.00	8,120.80	861,135.10	36,344.30	-	102,520.60
405	144006	Signing Pvmt Mark Dlintion	2,510,000.00	-	120,384.67	1,524,198.42	247.46	-	985,554.12
405	144007	Traffic Calming & Safety	1,000,000.00	-	26,102.27	995,159.62	4,840.38	-	0.00
405	144008	TRAFFIC SIGNAL INSTALLATION	3,045,164.92	6,975.00	63,287.75	2,465,508.56	32,515.80	-	547,140.56
405	144009	TRAFFIC SIGNAL POLE RPL	1,000,000.00	194.03	927.28	776,634.17	17,464.78	-	205,901.05
405	144010	Creek Turnpike Trail Bridge	200,000.00	-	-	-	-	-	200,000.00
405	144011	GPS Emgency Vehicle Preemp Sys	400,000.00	-	-	-	-	-	400,000.00
405	144017	Art Street Rehab & Citywide	127,340,000.00	40,871.00	4,823,375.05	64,210,224.42	7,045,976.24	62,500.00	56,021,299.34
405	144018	Bike Ped Master Plan Improv	4,200,000.00	728.58	66,541.64	4,139,519.13	58,675.87	-	1,805.00
405	144019	IDL Entrance Rehab	3,000,000.00	-	-	3,000,000.00	(0.00)	-	0.00
405	144020	Citywide-Arterial Rt&Pv Main	3,120,000.00	-	1,400,542.58	2,272,804.82	765,287.60	-	81,907.58
405	144063	Bridge Replacement And Rehab	14,685,000.00	776,559.35	1,107,472.94	6,271,720.93	1,419,302.73	-	6,993,976.34
405	144093	Citywide Matching Funds	3,429,500.00	-	-	3,429,500.00	0.00	-	0.00
405	144094	ODOT Rehab & Replacement	3,800,000.00	71,417.00	409,952.92	3,719,595.06	80,404.94	-	0.00
405	144101	Yale Ave 81St - 91St Wdn	35,250,000.00	63,554.78	88,329.48	5,207,529.27	18,260,981.45	-	11,781,489.28
405	144102	81St St Sheridan - Meml Wdn	12,000,000.00	1,517,498.43	5,854,886.48	7,194,082.30	3,057,178.65	-	1,748,739.05
405	144103	Yale 96th - 101st St Wdn	13,000,000.00	2,743.22	1,907,991.62	11,070,983.60	510,930.04	-	1,418,086.36
405	144104	Riverside Dr & Rltd Infrstr	19,000,000.00	-	252,313.93	18,393,990.86	20,214.16	-	585,794.98
405	144105	25 W Ave: Edison-Apache (DS-W)	750,000.00	-	181,512.92	187,030.61	562,969.39	-	-
405	144108	Pine St: Mingo-U.S. 169 (DS-W)	500,000.00	-	-	-	-	-	500,000.00
405	144109	Ada Transition Plan - Street	10,200,000.00	458,387.74	707,011.79	4,210,005.38	1,897,354.13	-	4,092,640.49
405	144120	Gilcrease Exp Local Match	7,500,000.00	-	4,813.92	3,402,838.10	1,034,000.00	-	3,063,161.90
405	145100	Ada Transition Plan - Bldgs	1,275,000.00	-	-	444,083.54	105,676.70	-	725,239.76
405	145200	Ada Transition Plan - Parks	1,140,000.00	1,330.00	277,729.86	822,575.22	27,360.40	-	290,064.38
405	145300	Public Facilities, Otc	3,295,000.00	-	296,136.81	958,610.24	71,410.76	-	2,264,979.00
405	145330	Pac - Fire Alarm System	520,000.00	-	-	279,088.07	-	46,000.00	194,911.93
405	145340	Pac - Fire Sprinklers	1,140,000.00	-	-	536,750.40	7,795.85	-	595,453.75
405	145350	Pac - Renovations	1,840,000.00	3,362.97	117,568.14	1,101,000.66	42,079.16	-	696,920.18
405	145360	Pac - Fan Coil Replacement	555,000.00	-	-	548,127.45	6,872.55	-	0.00
405	145370	Pac - Hvac Motor Replacement	175,000.00	-	-	20,000.00	155,000.00	-	-
405	145380	PAC: Roof Replacement	1,300,000.00	193.75	830,950.81	1,218,325.16	81,674.84	-	-
405	145400	Public Facilities, Roofing	3,000,000.00	-	4,770.55	2,282,450.59	170,673.41	-	546,876.00
405	145500	Animal Shelter Expn Ph 1	2,750,000.00	-	52,674.66	190,138.74	353,370.67	-	2,206,490.59
405	145600	Animal Shelter Facility Imp	750,000.00	-	-	705,467.71	-	-	44,532.29
405	145610	Gm - Cctv Camera Upgrade	491,854.46	-	-	491,854.46	-	-	0.00
405	145620	Gilcrease Lib/Arch Storage	300,000.00	-	-	300,000.00	-	-	0.00

**Fund 405**

**2014 SALES TAX**

as of: 3/30/2022

FUND	PROJECT	TITLE	REVISED BUDGET	MTD ACTUAL	YTD ACTUAL	LTD ACTUAL	ENC	COMM	BALANCE
405	145630	Helmerich Hall Floor Repl	1,374.12	-	-	1,374.12	-	-	(0.00)
405	145640	Gilcrease: Gallery wood floor	-	-	-	-	-	-	-
405	145650	GM - Grease Trap & Sewer	54,047.48	-	-	54,047.48	-	-	-
405	145660	GM - Gallery Lighting Cntrls	218,393.61	-	-	218,393.61	0.00	-	(0.00)
405	145670	GM - Fire Suppression	43,119.58	-	-	43,119.51	-	-	0.07
405	145680	Gilcrease: Kitchen renovation	-	-	-	-	-	-	-
405	145690	GM - Perimeter Fence	30,595.39	-	-	30,595.39	-	-	0.00
405	145700	GM - Public Restroom	11,553.31	-	-	11,553.31	-	-	0.00
405	145710	Gilcrease: Restore N Park	-	-	-	-	-	-	-
405	145710A	Gilcrease: Restore N Park	-	-	-	-	-	-	-
405	145720	GM HVAC Humidification	1,078,145.54	-	-	976,129.11	-	-	102,016.43
405	145730	Gilcrease: Chromatic Glass	-	-	-	-	-	-	-
405	145740	GM Chilled Water Drive	155,000.00	-	-	155,000.00	-	-	-
405	145750	GM HVAC Controls	400,000.00	-	-	400,000.00	-	-	-
405	145760	GM - Halon Fire Suppression	632,623.06	-	-	632,623.06	0.00	-	(0.00)
405	145770	Gilcrease: Parking Expansion	-	-	-	-	-	-	-
405	145780	GM - Roof Replacement	1,322,531.58	-	-	1,322,531.58	-	-	(0.00)
405	145790	GM - Thoms Gilcrease Roof	518,324.73	-	-	518,324.73	-	-	-
405	145800	Tulsa Centrl Library Project	10,000,000.00	-	-	10,000,000.00	-	-	-
405	146100	Helicopter Replacement	2,802,000.00	-	-	2,802,000.00	-	-	-
405	146110	Police Academy-Crt-Compstat	4,040,000.00	-	-	2,924,212.92	-	-	1,115,787.08
405	146120	Uniform Division Renovations	3,000,000.00	-	53,652.68	306,217.82	84,445.18	-	2,609,337.00
405	146130	Police Capital Equipment	22,265,000.00	-	-	22,265,000.00	-	-	-
405	146200	Fire - SCBA	2,600,000.00	-	-	2,600,000.00	-	-	-
405	146210	Apparatus Replacement	17,000,000.00	-	-	14,575,012.51	2,424,987.49	-	-
405	146220	Fire Station Rehabilitation	7,250,000.00	36,289.01	619,617.54	6,216,828.61	405,061.90	25,962.71	602,146.78
405	146230	Fire Station Generators	1,500,000.00	-	-	1,092,840.84	407,159.16	-	0.00
405	146240	Fire Department Facilities	2,000,000.00	-	3,388.06	168,679.44	73,982.56	-	1,757,338.00
405	146300	Financial Sys Replacement	10,000,000.00	-	170,256.75	8,683,830.61	943,103.88	-	373,065.51
405	146310	Law Enforcement Records Mgmt	7,030,000.00	69,806.25	479,416.34	4,870,575.79	2,012,735.51	-	146,688.70
405	147100	Rp - Park Facilities Refurb	4,000,000.00	-	81,389.70	3,043,617.61	-	-	956,382.39
405	147120	Reed - Pool Reconstruction	2,410,000.00	321,236.40	1,128,463.41	1,338,432.80	1,071,567.20	-	-
405	147130	Security System Upgrades	160,000.00	-	9,587.33	95,295.78	49,601.00	-	15,103.22
405	147140	Tiger & Snow Leopard Exhibit	3,165,497.09	-	-	3,165,497.09	-	-	-
405	147150	Carnivores Exhibits	8,000,000.00	-	-	619.32	7,999,380.68	-	-
405	147160	Hicks Park Improvements	635,000.00	-	4,014.62	487,229.32	1,686.55	-	146,084.13
405	147170	Hunter: Restroom (Exp & Repr)	400,000.00	-	-	-	-	-	400,000.00
405	147180	Lacy Park Master Plan - Ph 1	3,600,000.00	-	268.39	3,595,094.36	-	-	4,905.64
405	147190	Water Playgrounds	1,580,000.00	-	490,970.15	1,580,000.00	0.00	-	(0.00)
405	147200	Rp - Pedestrian Bridge Imp	7,760,000.00	-	-	7,743,717.33	16,281.67	-	1.00
405	147210	Mohawk Golf Club House	265,000.00	-	6,965.17	185,360.51	-	-	79,639.49
405	147220	Page Belcher Improvements	400,000.00	-	-	176,814.20	-	-	223,185.80
405	147230	Savage Park Improvements	120,000.00	-	2,015.23	15,313.82	8,501.87	-	96,184.31
405	147240	Whiteside Plumbing Repairs	355,000.00	-	-	251,097.34	(0.00)	-	103,902.66
405	147250	Woodward: Comp Landscaping	4,850,000.00	23,314.78	106,044.70	330,369.26	517,165.47	-	4,002,465.27

**Fund 405**

**2014 SALES TAX**

as of: 3/30/2022

FUND	PROJECT	TITLE	REVISED BUDGET	MTD ACTUAL	YTD ACTUAL	LTD ACTUAL	ENC	COMM	BALANCE
405	147260	Cousins Park Improvements	1,975,000.00	-	-	-	-	-	1,975,000.00
405	147270	Carl Smith Improvements	185,000.00	7,938.00	7,938.00	22,775.35	7,388.98	-	154,835.67
405	147300	Chamberlain - Pool Reconstruct	2,424,185.98	-	-	-	266,583.77	-	2,157,602.21
405	147400	Lacy - Pool	2,640,000.00	-	7,782.32	2,633,975.84	2,450.08	-	3,574.08
405	147500	Mcclure - Pool	4,725,000.00	-	-	4,487,848.77	10,372.73	-	226,778.50
405	147510	Whiteside Pool	1,350,000.00	-	-	1,342,501.62	0.00	-	7,498.38
405	147520	Playground Safety Surfaces	7,300,000.00	-	110,931.64	2,668,095.28	904,225.00	-	3,727,679.72
405	148100	Annual Economic Development	6,675,000.00	-	562,082.08	3,441,419.08	2,179,460.52	-	1,054,120.40
405	148110	Op Ser - Strategic Mobility	1,500,000.00	-	19,178.95	528,679.00	20,000.00	-	951,321.00
405	148120	Op Ser - Corridor & Small Ar	2,000,000.00	29,032.70	214,400.78	781,269.02	310,760.56	-	907,970.42
405	148130	Op Ser - Northland Str. Acq	5,000,000.00	3,185.27	5,723.18	509,039.23	1,940,949.52	-	2,550,011.25
405	148140	Retail and Res Development	4,000,000.00	-	-	3,998,400.00	-	-	1,600.00
405	148150	Pearl District Flood Control	5,000,000.00	-	85.00	2,747,184.21	120,865.36	-	2,131,950.43
405	148160	Charles Page Boulevard - Plan	445,000.00	-	-	-	-	-	445,000.00
405	148170	Eugene Field Redevelopment	10,900,000.00	36,070.49	896,748.03	7,336,931.88	1,869,641.18	-	1,693,426.94
405	148180	Route 66 Restrooms & Parking	550,000.00	-	-	524,394.54	5.00	-	25,600.46
405	149100	Transit Coach & Lift Match	14,750,000.00	-	-	8,552,272.80	-	-	6,197,727.20
405	149200	Peoria (Brt) Project	14,052,005.06	-	-	13,634,708.55	151,761.32	-	265,535.19
405	193400000Z	Zoo Playground	1,650,000.00	-	-	1,451,728.18	-	-	198,271.82
405	2059FR0046	Consulting Services - Match	70,500.00	-	-	27,488.00	-	-	43,012.00
405	2125X0001Z	Computer Aided Dispatch (CAD)	660,000.00	-	-	264,955.00	395,045.00	-	-
405	2132X0001Z	MTTA Parking Lot	947,994.94	-	600,000.00	600,000.00	-	-	347,994.94
405	2134B0001Z	Gilcrease Museum Facility Imp	3,323,517.89	-	-	225,990.90	127,225.82	-	2,970,301.17
			<b>\$ 567,922,928.74</b>	<b>\$ 3,479,755.52</b>	<b>\$ 24,852,036.43</b>	<b>\$ 364,211,367.78</b>	<b>\$ 60,788,057.18</b>	<b>\$ 134,462.71</b>	<b>\$ 142,789,041.07</b>

# **2020 SALES TAX**

**FUND 409**

**(2020 SALES TAX FUND)**



**CITY OF TULSA, OKLAHOMA  
SALES TAX OVERVIEW COMMITTEE REPORT  
FUND 409 - 2020 SALES TAX**

**STATEMENT OF REVENUES, EXPENDITURES AND ENCUMBRANCES  
FOR THE NINE MONTHS ENDED MARCH 31, 2022**

	FY ESTIMATED REVENUES/ LIFE-TO-DATE APPROPRIATIONS	CURRENT MONTH	ACTUAL YEAR TO DATE	LIFE TO DATE	OUTSTANDING REVENUES/ BALANCE OF APPROPRIATIONS
<b><u>Revenue</u></b>					
Sales Tax	\$ 34,755,512.00	\$ 2,908,660.91	\$ 29,653,594.00	\$ 32,969,112.64	\$ 5,101,918.00
Donations					
Interest on Investments		13,848.48	72,036.73	72,036.73	(72,036.73)
Intergovernmental Revenue					
Federal, State & Local grants					
Transfers from other funds					
Miscellaneous Revenue					
Total Revenue	<u>34,755,512.00</u>	<u>2,922,509.39</u>	<u>29,725,630.73</u>	<u>33,041,149.37</u>	<u>5,029,881.27</u>
<b><u>Expenditures</u></b>					
Project Expenditures	33,417,778.00	1,050,366.83	11,386,971.31	11,420,565.05	21,997,212.95
Total Expenditures	<u>33,417,778.00</u>	<u>1,050,366.83</u>	<u>11,386,971.31</u>	<u>11,420,565.05</u>	<u>21,997,212.95</u>
Excess (Deficiency) of Revenue					
Over Expenditures			18,338,659.42	21,620,584.32	
Completed Projects					
Encumbrances			<u>11,725,723.57</u>	<u>11,725,723.57</u>	
Excess (Deficiency) of Revenue Over					
Expenditures and Encumbrances			6,612,935.85	9,894,860.75	
June 30, 2018 Ending Fund Balance			3,181,493.90		
Prior year expenditures					
June 30, 2018 Encumbrances			<u>100,431.00</u>		
Adjusted Beginning Fund Balance			3,281,924.90		
Ending Fund Balance			<u>\$ 9,894,860.75</u>	<u>\$ 9,894,860.75</u>	

**Fund 409**

**2022 SALES TAX**

as of: 3/30/2022

FUND	PROJECT	TITLE	REVISED BUDGET	MTD ACTUAL	YTD ACTUAL	LTD ACTUAL	ENC	COMM	BALANCE
409	2215X00001	Capital Equipment	11,277,778.00	939,814.83	8,458,333.47	8,458,333.47	-	-	2,819,444.53
409	2225X00013	Fire Apparatus and Equipment	10,400,000.00	-	2,731,401.61	2,731,401.61	7,218,596.98	254,447.63	195,553.78
409	2225X00014	911 Station Alert System	500,000.00	-	-	-	-	-	500,000.00
409	2225X00016	Municipal Lockup Data Storage	510,000.00	-	-	-	-	-	510,000.00
409	2234B00000	Greenwood Cultural Center Reha	500,000.00	-	81,834.23	115,427.97	212,700.96	-	171,871.07
409	2234B00006	CW- Public Facilities - Roofs	600,000.00	-	-	-	-	-	600,000.00
409	2234B00007	Animal Shelter Phase II	2,080,000.00	-	-	-	-	-	2,080,000.00
409	2234B00008	One Technology Center - Maint/	300,000.00	-	-	-	-	-	300,000.00
409	2234B00024	CW - Public Facilities Rehab/R	450,000.00	-	-	-	-	-	450,000.00
409	2234B00025	ADA Imp for City Facilities	250,000.00	-	-	-	-	-	250,000.00
409	2235X00019	Transit Fleet Replacement	1,250,000.00	-	-	-	-	-	1,250,000.00
409	2236S00002	Parking Facilities	4,000,000.00	-	-	-	4,000,000.00	-	-
409	2244P00012	Fred Johnson Rehab	500,000.00	-	-	-	39,950.00	-	460,050.00
409	2258X00017	CW - Eco Devo Infrastructure	800,000.00	-	-	-	-	-	800,000.00
409	2259X00018	CW - Commtty Dev Priority Proje	200,000.00	110,552.00	115,402.00	115,402.00	28.00	-	84,570.00
			<b>\$ 33,617,778.00</b>	<b>\$ 1,050,366.83</b>	<b>\$ 11,386,971.31</b>	<b>\$ 11,420,565.05</b>	<b>\$ 11,471,275.94</b>	<b>\$ 254,447.63</b>	<b>\$ 10,471,489.38</b>

**2016 VISION TULSA ECONOMIC  
DEVELOPMENT SALES FUND**

**FUND 4000**

**(2016 LIMITED PURPOSE TEMPORARY SALES TAX FUND)**

**Fund 4000**  
**2016 VISION ED CAPITAL PROJ**

as of: 3/30/2022

FUND	PROJECT	TITLE	REVISED BUDGET	MTD ACTUAL	YTD ACTUAL	LTD ACTUAL	ENC	COMM	BALANCE
4000	170000	Zink Lake and Related Improvem	21,690,000.00	743,471.83	4,106,533.46	5,713,405.54	14,145,163.19	-	1,831,431.27
4000	170010	Turkey Mountain Urban Wilderne	2,600,000.00	-	-	995,928.25	1,604,071.75	-	-
4000	170015	Levee Dist #12 Rehab (Match)	440,000.00	-	-	-	-	-	440,000.00
4000	170020	Trail E Bank 101 Cousins Park	2,000,000.00	-	-	69,165.48	19.59	-	1,930,814.93
4000	170025	23rd Jackson Redevelop Study	1,000,000.00	-	-	761,750.95	610.71	-	237,638.34
4000	170035	Cox Center & Dist Master Plan	14,100,000.00	-	-	14,100,000.00	(0.00)	-	0.00
4000	170060	BMX National Headquarters	5,801.19	-	-	-	-	-	5,801.19
4000	170065	South Mingo Corridor	1,000,000.00	-	-	3,440.00	-	-	996,560.00
4000	170075	Capital Equip (Non Pub Safety)	3,000,000.00	250,000.00	2,250,000.00	2,250,000.00	-	-	750,000.00
4000	170080ENGR	CW & Rt 66 Beaut Rvst_ENGR	1,000,000.00	-	-	-	-	-	1,000,000.00
4000	170080MOED	CW & Rt 66 Beaut Rvst_MOED	3,550,000.00	-	510,000.00	2,357,000.00	228,000.00	-	965,000.00
4000	170080PLAN	CW & Rt 66 Beaut Rvst_PLAN	1,091,968.79	16,251.83	159,308.60	527,751.51	143,664.10	-	420,553.18
4000	170085	Peoria - Mohawk: Business Park	3,264,000.00	-	-	1,817,410.02	0.00	-	1,446,589.98
4000	170090	Public School Partnership	5,750,000.00	-	-	2,409,250.65	2,180,449.70	-	1,160,299.65
4000	170095	Community Health Connection	4,570,000.00	-	-	4,570,000.00	-	-	-
4000	170105	Discovery Lab Site	-	-	-	-	-	-	-
4000	170110	N Peoria Conn 56-Mohawk	3,100,000.00	-	-	-	-	-	3,100,000.00
4000	170125	McCullough Park	3,060,000.00	330,873.85	384,372.27	384,372.27	2,538,892.26	-	136,735.47
4000	170145	Tulsa Arts Commission	750,000.00	-	69,600.00	435,987.00	113,100.00	-	200,913.00
4000	170155	PAC Improvement Master Plan	1,000,000.00	-	-	1,000,000.00	-	-	0.00
4000	170160	Transfer to TPFPA 2017	119,500,000.00	4,744,429.17	39,554,108.87	94,028,197.69	-	-	25,471,802.31
			<b>\$ 192,471,769.98</b>	<b>\$ 6,085,026.68</b>	<b>\$ 47,033,923.20</b>	<b>\$ 131,423,659.36</b>	<b>\$ 20,953,971.30</b>	<b>\$ -</b>	<b>\$ 40,094,139.32</b>

**CITY OF TULSA, OKLAHOMA  
SALES TAX OVERVIEW COMMITTEE REPORT  
FUND 4000 - 2016 VISION TULSA ECONOMIC DEVELOPMENT**

**STATEMENT OF REVENUES, EXPENDITURES AND ENCUMBRANCES  
FOR THE NINE MONTHS ENDED MARCH 31, 2022**

	FY ESTIMATED REVENUES/ LIFE-TO-DATE APPROPRIATIONS	CURRENT MONTH	ACTUAL YEAR TO DATE	LIFE TO DATE	OUTSTANDING REVENUES/ BALANCE OF APPROPRIATIONS
<b>Revenue</b>					
Sales Tax	\$ 62,173,750.00	\$ 5,839,866.46	\$ 58,821,147.79	\$ 191,054,626.30	\$ 3,352,602.21
Donations					
Interest on Investments		38,160.62 *	284,654.43	2,123,756.44	(284,654.43)
Intergovernmental Revenue					
Federal, State & Local grants					
Transfers from other funds					
Miscellaneous Revenue					
Total Revenue	<u>62,173,750.00</u>	<u>5,878,027.08</u>	<u>59,105,802.22</u>	<u>193,178,382.74</u>	<u>3,067,947.78</u>
<b>Expenditures</b>					
Project Expenditures	192,471,769.98	6,085,026.68	48,526,608.38	131,178,456.42	61,293,313.56
Total Expenditures	<u>192,471,769.98</u>	<u>6,085,026.68</u>	<u>48,526,608.38</u>	<u>131,178,456.42</u>	<u>61,293,313.56</u>
Excess (Deficiency) of Revenue Over Expenditures			10,579,193.84	61,999,926.32	
Completed Projects Encumbrances			<u>20,953,971.30</u>	<u>20,953,971.30</u>	
Excess (Deficiency) of Revenue Over Expenditures and Encumbrances			(10,374,777.46)	41,045,955.02	
June 30, 2018 Ending Fund Balance			28,464,182.80		
Prior year expenditures					
June 30, 2018 Encumbrances			<u>22,956,549.68</u>		
Adjusted Beginning Fund Balance			51,420,732.48		
Ending Fund Balance			<u>\$ 41,045,955.02</u>	<u>\$ 41,045,955.02</u>	

**2016 VISION ADVANCE FUNDED  
REVENUE BOND FUND**

**FUND 4001**

**(2016 ADVANCE FUNDED BOND FUND)**

**CITY OF TULSA, OKLAHOMA  
SALES TAX OVERVIEW COMMITTEE REPORT  
FUND 4001 - 2017 VISION ECONOMIC DEVELOPMENT BOND ISSUE 1**

**STATEMENT OF REVENUES, EXPENDITURES AND ENCUMBRANCES  
FOR THE NINE MONTHS ENDED MARCH 31, 2022**

	FY ESTIMATED REVENUES/ LIFE-TO-DATE APPROPRIATIONS	CURRENT MONTH	ACTUAL YEAR TO DATE	LIFE TO DATE	OUTSTANDING REVENUES/ BALANCE OF APPROPRIATIONS
<b>Revenue</b>					
Bond Sale Receipts	\$	\$	\$	\$ 115,300,000.00	\$
Donations					
Miscellaneous Revenue				3,175,000.00	
Total Revenue				<u>118,475,000.00</u>	
<b>Expenditures</b>					
Project Expenditures	118,475,000.00	15,296.07	18,716,670.91	114,417,906.72	4,057,093.28
Total Expenditures	<u>118,475,000.00</u>	<u>15,296.07</u>	<u>18,716,670.91</u>	<u>114,417,906.72</u>	<u>4,057,093.28</u>
Excess (Deficiency) of Revenue Over Expenditures			(18,716,670.91)	4,057,093.28	
Completed Projects Encumbrances			<u>1,337,232.49</u>	<u>1,337,232.49</u>	
Excess (Deficiency) of Revenue Over Expenditures and Encumbrances			(20,053,903.40)	2,719,860.79	
June 30, 2018 Ending Fund Balance			2,366,149.43		
Prior year expenditures					
June 30, 2018 Encumbrances			<u>20,407,614.76</u>		
Adjusted Beginning Fund Balance			<u>22,773,764.19</u>		
Ending Fund Balance			<u>\$ 2,719,860.79</u>	<u>\$ 2,719,860.79</u>	

\* Because of a cyber-attack and the continuing cleanup, monthly numbers are not completely updated.

**Fund 4001**  
**2017 VISION ED ISSUE 1**

as of: 3/30/2022

FUND	PROJECT	TITLE	REVISED BUDGET	MTD ACTUAL	YTD ACTUAL	LTD ACTUAL	ENC	COMM	BALANCE
4001	170000	Zink Lake and Related Improve	24,425,000.00	-	17,728,083.70	24,236,942.36	188,057.64	-	0.00
4001	170030	Gilcrease Museum Expansion	1,000,000.00	-	-	1,000,000.00	-	-	(0.00)
4001	170035	Cox Center & Dist Master Plan	13,250,000.00	-	7,240.00	13,144,135.27	105,864.73	-	(0.00)
4001	170040	Tulsa Fairgrounds	26,325,000.00	-	-	26,325,000.00	0.00	-	(0.00)
4001	170045	Airport Infrastructure	9,100,000.00	-	20,211.18	8,879,996.59	217,044.20	-	2,959.21
4001	170055	Langston Health Complex Exp	1,800,000.00	-	-	1,800,000.00	-	-	0.00
4001	170060	BMX National Headquarters	1,350,000.00	-	-	1,350,000.00	(0.00)	-	0.00
4001	170065	South Mingo Corridor	11,000,000.00	10,836.17	521,646.04	8,247,154.06	823,589.20	-	1,929,256.74
4001	170070	Public School Safety First	5,000,000.00	4,459.90	6,413.90	4,725,372.86	(0.00)	-	274,627.14
4001	170095	Community Health Connection	5,405,000.00	-	-	5,405,000.00	-	-	-
4001	170100	Air National Guard Training Ce	9,400,000.00	-	347.71	9,358,475.06	2,129.86	-	39,395.08
4001	170110	N Peoria Conn 56-Mohawk	900,000.00	-	27,413.74	900,000.00	-	-	(0.00)
4001	170115	TCC Career Placement	5,320,000.00	-	-	5,320,000.00	-	-	-
4001	170120	UCAT Auth OSU Tulsa	-	-	-	-	-	-	-
4001	170130	Mohawk Sports Complex	3,500,000.00	-	6,559.26	3,475,000.00	(0.00)	-	25,000.00
4001	170135	Go Plan Priority Projects	-	-	-	-	-	-	-
4001	170140	Rt 66 Village Train Depot	400,000.00	-	4,373.88	399,453.14	546.86	-	-
4001	170150A	2017 Vision ED Issue Costs_1	300,000.00	-	-	226,339.38	-	-	73,660.62
			<b>\$ 118,475,000.00</b>	<b>\$ 15,296.07</b>	<b>\$ 18,322,289.41</b>	<b>\$ 114,792,868.72</b>	<b>\$ 1,337,232.49</b>	<b>\$ -</b>	<b>\$ 2,344,898.79</b>



**2016 VISION ADVANCE FUNDED  
REVENUE BOND FUND**

**FUND 4001**

**(2016 ADVANCE FUNDED BOND FUND)**

**CITY OF TULSA, OKLAHOMA  
SALES TAX OVERVIEW COMMITTEE REPORT  
FUND 4003 - 2017 VISION ECONOMIC DEVELOPMENT BOND ISSUE 2**

**STATEMENT OF REVENUES, EXPENDITURES AND ENCUMBRANCES  
FOR THE NINE MONTHS ENDED MARCH 31, 2022**

	FY ESTIMATED REVENUES/ LIFE-TO-DATE APPROPRIATIONS	CURRENT MONTH	ACTUAL YEAR TO DATE	LIFE TO DATE	OUTSTANDING REVENUES/ BALANCE OF APPROPRIATIONS
<b>Revenue</b>					
Bond Sale Receipts	\$	\$	\$	\$ 118,100,000.00	\$
Donations					
Miscellaneous Revenue					
Total Revenue				<u>118,100,000.00</u>	
<b>Expenditures</b>					
Project Expenditures	118,100,000.00	1,074,859.44	19,631,115.97	97,629,229.77	20,470,770.23
Total Expenditures	<u>118,100,000.00</u>	<u>1,074,859.44</u>	<u>19,631,115.97</u>	<u>97,629,229.77</u>	<u>20,470,770.23</u>
Excess (Deficiency) of Revenue Over Expenditures			(19,631,115.97)	20,470,770.23	
Completed Projects Encumbrances			<u>17,399,463.23</u>	<u>17,399,463.23</u>	
Excess (Deficiency) of Revenue Over Expenditures and Encumbrances			(37,030,579.20)	3,071,307.00	
June 30, 2018 Ending Fund Balance			5,833,938.92		
Prior year expenditures					
June 30, 2018 Encumbrances			<u>34,267,947.28</u>		
Adjusted Beginning Fund Balance			<u>40,101,886.20</u>		
Ending Fund Balance			<u>\$ 3,071,307.00</u>	<u>\$ 3,071,307.00</u>	

**Fund 4003**  
**2017 VISION ED ISSUE 2**

as of: 3/30/2022

FUND	PROJECT	TITLE	REVISED BUDGET	MTD ACTUAL	YTD ACTUAL	LTD ACTUAL	ENC	COMM	BALANCE
4003	170000	Zink Lake and Related Improvem	16,885,000.00	386,955.13	1,303,448.59	2,914,237.98	13,970,762.02	-	-
4003	170005	Low-Water Dam and Pedestrian B	-	-	-	-	-	-	-
4003	170010	Turkey Mountain Urban Wilderne	5,000,000.00	-	-	5,000,000.00	-	-	-
4003	170030	Gilcrease Museum Expansion	6,000,000.00	52,055.35	1,016,684.01	5,453,834.59	3,252.76	-	542,912.65
4003	170035	Cox Center & Dist Master Plan	27,650,000.00	-	75,084.41	27,183,501.05	225,830.59	-	240,668.36
4003	170040	Tulsa Fairgrounds	3,675,000.00	-	315,676.07	3,675,000.00	-	-	0.00
4003	170045	Airport Infrastructure	9,100,000.00	562,896.32	2,472,490.77	7,629,263.16	1,470,736.84	-	-
4003	170050	Tulsa Zoo & Living Museum	3,000,000.00	44,852.50	459,108.23	2,057,477.38	942,522.62	-	(0.00)
4003	170055	Langston Health Complex Exp	11,450,000.00	-	-	11,450,000.00	-	-	-
4003	170060	BMX National Headquarters	13,650,000.00	21,542.01	416,264.88	13,399,486.44	11,936.77	-	238,576.79
4003	170070	Public School Safety First	4,750,000.00	4,243.45	18,058.08	3,942,598.34	261,566.44	-	545,835.22
4003	170085	Peoria - Mohawk: Business Park	2,500,000.00	-	98,728.57	2,485,982.82	14,017.18	-	0.00
4003	170105	Discovery Lab Site	8,000,000.00	-	7,991,250.00	8,000,000.00	-	-	-
4003	170110	N Peoria Conn 56-Mohawk	3,000,000.00	-	37,980.89	1,799,055.95	446,589.40	-	754,354.65
4003	170125	McCullough Park	540,000.00	2,314.68	47,106.06	494,976.15	45,023.85	-	-
4003	170140	Rt 66 Village Train Depot	2,600,000.00	-	564,288.66	2,567,489.94	7,224.76	-	25,285.30
4003	170150B	2017 Vision ED Issue Bond Cost	300,000.00	-	-	266,171.09	-	-	33,828.91
			<b>\$ 118,100,000.00</b>	<b>\$ 1,074,859.44</b>	<b>\$ 14,816,169.22</b>	<b>\$ 98,319,074.89</b>	<b>\$ 17,399,463.23</b>	<b>\$ -</b>	<b>\$ 2,381,461.88</b>

**2016 VISION ADVANCE FUNDED  
REVENUE BOND FUND**

**FUND 4004**

**(2016 ADVANCE FUNDED BOND FUND)**

**CITY OF TULSA, OKLAHOMA  
SALES TAX OVERVIEW COMMITTEE REPORT  
FUND 4004 - 2017 VISION ECONOMIC DEVELOPMENT BOND ISSUE 3**

**STATEMENT OF REVENUES, EXPENDITURES AND ENCUMBRANCES  
FOR THE NINE MONTHS ENDED MARCH 31, 2022**

	FY ESTIMATED REVENUES/ LIFE-TO-DATE APPROPRIATIONS	CURRENT MONTH	ACTUAL YEAR TO DATE	LIFE TO DATE	OUTSTANDING REVENUES/ BALANCE OF APPROPRIATIONS
<b>Revenue</b>					
Bond Sale Receipts	\$	\$	\$	\$ 114,025,000.00	\$
Donations					
Miscellaneous Revenue					
Total Revenue				<u>114,025,000.00</u>	
<b>Expenditures</b>					
Project Expenditures	114,025,000.00	1,113,471.17	7,408,526.18	19,560,099.95	94,464,900.05
Total Expenditures	<u>114,025,000.00</u>	<u>1,113,471.17</u>	<u>7,408,526.18</u>	<u>19,560,099.95</u>	<u>94,464,900.05</u>
Excess (Deficiency) of Revenue Over Expenditures			(7,408,526.18)	94,464,900.05	
Completed Projects Encumbrances			<u>50,125,142.19</u>	<u>50,125,142.19</u>	
Excess (Deficiency) of Revenue Over Expenditures and Encumbrances			(57,533,668.37)	44,339,757.86	
June 30, 2018 Ending Fund Balance			48,598,059.22		
Prior year expenditures					
June 30, 2018 Encumbrances			<u>53,275,367.01</u>		
Adjusted Beginning Fund Balance			<u>101,873,426.23</u>		
Ending Fund Balance			<u>\$ 44,339,757.86</u>	<u>\$ 44,339,757.86</u>	

**Fund 4004**  
**2017 VISION ED ISSUE 3**

as of: 3/30/2022

FUND	PROJECT	TITLE	REVISED BUDGET	MTD ACTUAL	YTD ACTUAL	LTD ACTUAL	ENC	COMM	BALANCE
4004	170005	Low-Water Dam and Pedestrian B	2,800,000.00	-	-	47.05	-	-	2,799,952.95
4004	170030	Gilcrease Museum Expansion	58,000,000.00	1,099,582.20	5,235,240.47	9,121,362.75	46,338,672.94	-	2,539,964.31
4004	170045	Airport Infrastructure	9,100,000.00	-	627,682.99	945,255.39	1,334,237.38	-	6,820,507.23
4004	170050	Tulsa Zoo & Living Museum	22,000,000.00	350.00	350.00	350.00	1,536,817.28	-	20,462,832.72
4004	170055	Langston Health Complex Exp	3,000,000.00	-	-	3,000,000.00	-	-	-
4004	170060	BMX National Headquarters	3,600,000.00	13,538.97	2,702,214.72	2,702,214.72	897,785.28	-	(0.00)
4004	170065	South Mingo Corridor	3,000,000.00	-	-	-	-	-	3,000,000.00
4004	170070	Public School Safety First	4,750,000.00	-	-	-	-	-	4,750,000.00
4004	170080MOED	CW & Rt 66 Beaut Reinvestment_	150,000.00	-	-	-	-	-	150,000.00
4004	170085	Peoria - Mohawk Business Park	4,200,000.00	-	150.30	1,815,583.08	17,629.31	-	2,366,787.61
4004	170135	Go Plan Priority Projects	3,125,000.00	-	-	3,125,000.00	(0.00)	-	0.00
4004	170150C	2017 Vision ED Issue Bond Cost	300,000.00	-	-	251,746.96	-	-	48,253.04
			<b>\$ 114,025,000.00</b>	<b>\$ 1,113,471.17</b>	<b>\$ 8,565,638.48</b>	<b>\$ 20,961,559.95</b>	<b>\$ 50,125,142.19</b>	<b>\$ -</b>	<b>\$ 42,938,297.86</b>

# **2008 GO BOND FUNDS**

**FUNDS 4260-4266 COMBINED**

**(2008 GENERAL OBLIGATION BOND FUNDS)**

**CITY OF TULSA, OKLAHOMA  
SALES TAX OVERVIEW COMMITTEE REPORT  
FUND 4260-4266 - 2008 GO BOND FUNDS**

**STATEMENT OF REVENUES, EXPENDITURES AND ENCUMBRANCES  
FOR THE NINE MONTHS ENDED MARCH 31, 2022**

	FY ESTIMATED REVENUES/ LIFE-TO-DATE APPROPRIATIONS	CURRENT MONTH	ACTUAL YEAR TO DATE	LIFE TO DATE	OUTSTANDING REVENUES/ BALANCE OF APPROPRIATIONS
<b>Revenue</b>					
Bond Sale Receipts	\$	\$	\$	\$ 285,000,000.00	\$
Donations					
Miscellaneous Revenue					
Total Revenue				<u>285,000,000.00</u>	
<b>Expenditures</b>					
Project Expenditures	230,054,936.55	1,150,673.76	6,830,689.40	215,936,315.77	14,118,620.78
Total Expenditures	<u>230,054,936.55</u>	<u>1,150,673.76</u>	<u>6,830,689.40</u>	<u>215,936,315.77</u>	<u>14,118,620.78</u>
Excess (Deficiency) of Revenue Over Expenditures			(6,830,689.40)	69,063,684.23	
Completed Projects Encumbrances			<u>7,509,373.12</u>	<u>54,945,063.45</u> <u>7,509,373.12</u>	
Excess (Deficiency) of Revenue Over Expenditures and Encumbrances			(14,340,062.52)	6,609,247.66	
June 30, 2018 Ending Fund Balance			6,997,401.18		
Prior year expenditures					
June 30, 2018 Encumbrances			<u>13,951,909.00</u>		
Adjusted Beginning Fund Balance			<u>20,949,310.18</u>		
Ending Fund Balance			<u>\$ 6,609,247.66</u>	<u>\$ 6,609,247.66</u>	



**Fund**

**426**

**2008 GO BOND**

as of: 3/30/2022

**\$ 230,054,936.55 \$ 1,150,673.76 \$ 6,786,022.45 \$ 215,936,315.77 \$ 7,509,373.12 \$ - \$ 6,609,247.66**

Project	Project Title	Revised Budget	MTD Actual	YTD Actual	LTD Actual	Encumb	Committed	Balance
104003	61st S-33rd W Ave to Union	1,556,527.90	-	-	1,396,673.54	159,854.36	-	-
104004	71st S-Hwy 75 to Arkansas Rive	3,960,048.74	-	-	3,960,048.74	-	-	-
104005	81ST S-YALE AVE TO SHERIDAN	923,488.36	-	-	923,488.36	-	-	-
104006	101St S-Harvard Ave To Yale	5,330,591.00	-	6,242.00	4,708,361.56	100,000.00	-	522,229.44
104008	129th E Ave-21st S to 11th	1,024,994.29	-	-	1,024,994.29	-	-	-
104009	Citywide-Arterial Rehab&Cons	245,000.00	-	-	245,000.00	-	-	-
104010	Citywide-Arterial Sidewalk R	400,000.00	-	-	400,000.00	-	-	-
104011	Citywide - Trails	1,000,000.00	-	9,427.37	1,000,000.00	-	-	-
104012	Citywide-Railroad Crossings	500,000.00	-	-	500,000.00	-	-	-
104013	Citywide - Local Match	3,000,000.00	-	-	2,817,486.95	182,513.05	-	(0.00)
104014	Citywide General Eng/Test/In	164,140.00	-	5,354.10	148,744.47	15,395.53	-	-
104015	Citywide Nonarterial Reh&Re	2,870,000.00	-	82,481.72	1,741,988.91	47,135.24	-	1,080,875.85
104016	Citywide Nonarterial Sidewlk	300,000.00	-	-	274,492.22	-	-	25,507.78
104018	129th E Ave Admiral to Pine	2,266,780.70	-	-	2,266,780.70	0.00	-	0.00
104020	Citywide-Arterial Rt&Pv Main	3,694,184.00	-	-	3,694,184.00	(0.00)	-	0.00
104023	Lewis Ave 21st to 11th	-	-	-	-	-	-	-
104024	Memorial Ave 11Th To Admiral	-	-	-	-	-	-	-
1040316324	Admiral & Memorial Intersect	445,721.30	-	-	445,721.30	-	-	-
104032	River Road - 111th to 101st	884,830.08	-	-	884,830.08	-	-	-
104033	61St & Memorial Intersection	817,595.75	-	-	817,595.75	-	-	-
104035	Pine St 129th E Ave Intersec	1,083,614.80	-	-	1,083,614.80	-	-	(0.00)
104036	Harvard Ave - 61St S To 51St	4,124,138.14	-	-	4,124,138.14	-	-	-
104037	Apache St-Yale To Sheridan	395,997.45	-	-	395,997.45	(0.00)	-	0.00
104038	Cinci/Detroit-I244 To Jasper	710,000.00	-	-	710,000.00	-	-	-
104039	Harvard Ave-Admiral To Pine	426,655.29	-	-	426,655.29	-	-	-
104040	Lewis Ave-36Th St N To 46Th	450,400.19	-	-	450,400.19	-	-	(0.00)
104041	Memorial Dr-21St St S To11Th	1,067,161.62	-	-	1,066,589.14	572.48	-	-
104043	PINE ST-YALE TO SHERIDAN RD	411,176.00	-	-	398,067.35	13,108.65	-	0.00
104045	River Rd-111Th St S To 101St	297,000.00	-	-	297,000.00	-	-	-
104046	Riverside Dr-41St St S To 31	472,541.00	-	-	472,541.00	-	-	-
104047	Union Ave-51St St S To 41St	700,000.00	-	-	700,000.00	-	-	-
104049	21st St S Utica Ave Intersect	200,000.00	-	-	200,000.00	-	-	-
104050	31St St S-Harvard Intersect	300,000.00	-	-	300,000.00	-	-	-
104051	36TH ST N-LEWIS AVE INTERSEC	248,140.69	-	-	248,140.69	0.00	-	(0.00)
104052	41St St S-Harvard Intersect	413,881.00	-	-	413,881.00	-	-	-
104053	Pine St- Yale Ave Intersect	500,000.00	-	-	500,000.00	-	-	-
104054	Citywide-Gen Engr/Test/Inspe	451,860.00	-	-	451,860.00	-	-	-
104060	Bridge 160-5400 E. Apache St	3,444,992.49	-	-	3,444,992.49	-	-	-
104061	Bridge 163-100 S Boulder Ave	7,284,170.84	-	-	7,284,170.84	-	-	-
104062	Bridge 228-3200 S. Riverside	288,476.00	-	-	288,476.00	-	-	0.00
104063	Bridge 234-4200 S. Union Ave	497,012.27	-	-	497,012.27	-	-	-
104064	Bridge 290-200 N 49th W Ave	1,687,083.90	-	-	1,687,083.90	-	-	(0.00)
104065	Bridge 318A 10100 S 72nd E A	3,837,026.52	-	-	3,837,026.52	-	-	(0.00)
104102	Maintenance Zone 1001 (Sw)	2,024,232.64	-	-	2,024,232.64	-	-	-
104106	Maintenance Zone 1006	3,155,338.38	-	-	3,155,338.38	-	-	-
104107	Maintenance Zone 1007	8,150,395.66	-	-	8,146,073.52	4,081.93	-	240.21
104171	Maintenance Zone 1071	1,670,676.50	-	-	1,662,194.41	8,482.09	-	(0.00)
104230	Maintenance Zone 2130	757,539.81	-	-	757,539.81	-	-	-

**Fund**  
**2008 GO BOND**

**426**

as of: 3/30/2022

**\$ 230,054,936.55 \$ 1,150,673.76 \$ 6,786,022.45 \$ 215,936,315.77 \$ 7,509,373.12 \$ - \$ 6,609,247.66**

Project	Project Title	Revised Budget	MTD Actual	YTD Actual	LTD Actual	Encumb	Committed	Balance
104231	Maintenance Zone 2131	2,455,563.00	-	-	2,451,015.56	4,547.44	-	0.00
104266	Maintenance Zone 2065 C	6,851,597.00	-	716.44	5,429,106.70	22,490.30	-	1,400,000.00
104303	Maintenance Zone 3003	1,715,018.19	-	-	1,715,018.19	-	-	-
104307	Maintenance Zone 3007	1,685,140.62	-	-	1,685,140.62	-	-	-
104309	Maintenance Zone 3009	3,664,377.59	-	-	3,664,377.59	-	-	-
104310	Maintenance Zone 3010	3,825,661.04	-	-	3,825,661.04	-	-	-
104311	Maintenance Zone 3011	678,300.11	-	-	678,300.11	-	-	-
104317	Maintenance Zone 3017	1,680,461.55	-	-	1,672,100.70	-	-	8,360.85
104413	Maintenance Zone 4013	4,745,128.27	-	-	4,725,252.22	-	-	19,876.05
104415	Maintenance Zone 4015	3,037,188.65	-	-	3,037,188.65	-	-	(0.00)
104416	Maintenance Zone 4016	7,304,489.05	-	-	7,304,489.05	-	-	-
104467	Maintenance Zone 4067 (A)	3,000,140.22	-	-	3,000,140.22	-	-	-
104525	Maintenance Zone 5025	5,142,414.45	-	-	5,027,770.95	99,212.00	-	15,431.50
104533	Maintenance Zone 5033	2,527,651.81	-	-	2,527,651.81	-	-	(0.00)
104534	Maintenance Zone 5034	5,535,532.71	-	-	5,535,532.71	-	-	(0.00)
104541	Maintenance Zone 5041	5,454,744.30	-	-	5,454,744.30	-	-	-
104619	Maintenance Zone 6019	1,769,054.10	-	-	1,769,054.10	-	-	-
104628	Maintenance Zone 6028	6,365,510.34	-	-	6,365,510.34	-	-	-
104642	Maintenance Zone 6042	3,548,988.07	-	-	3,548,988.07	-	-	-
104651	Maintenance Zone 6151	5,090,498.00	-	-	5,090,498.00	-	-	(0.00)
104747	Maintenance Zone 7046	2,285,961.71	-	-	2,285,961.71	-	-	-
104753	Maintenance Zone 7053	6,766,990.82	-	-	6,766,990.82	-	-	0.00
104759	Maintenance Zone 7059	2,180,027.87	-	-	2,180,027.87	-	-	-
104760	Maintenance Zone 7060	1,404,314.01	-	-	1,404,314.01	-	-	-
104803	Maintenance Zone 8103	3,883,263.82	-	-	3,883,263.82	-	-	(0.00)
104807	Maintenance Zone 8107	1,865,736.82	-	-	1,865,736.82	-	-	-
104813	Maintenance Zone 8113	3,451,308.54	-	-	3,451,308.54	-	-	-
104863	Maintenance Zone 8063	4,744,774.00	-	-	4,744,774.00	-	-	-
104928	Maintenance Zone 9029 (W)	8,101,606.56	-	-	8,101,606.56	-	-	(0.00)
104930	Maintenance Zone 9030	3,387,206.36	-	-	3,387,206.36	-	-	-
104931	Maintenance Zone 9031	148,855.68	-	-	148,855.68	-	-	-
104936	Maintenance Zone 9036	2,360,756.60	-	-	2,360,756.60	-	-	-
104937	Maintenance Zone 9037	986,951.95	-	-	986,951.95	-	-	-
104944	Maintenance Zone 9044	579,000.00	-	-	579,000.00	-	-	-
134001	5th Street Frisco to Denver	7,221,994.13	-	-	7,221,994.13	-	-	-
144022	Art/NonArt Routine & Preventio	4,250,000.00	-	-	4,249,947.47	0.00	-	52.53
144023	CW - Arterial Rt & Pv Main	8,853,905.93	-	-	8,853,905.93	0.00	-	(0.00)
144063	Bridge Replacement And Rehab	2,200,000.00	-	-	-	-	-	2,200,000.00
144101	Yale Ave 81st - 91st Wdn	10,886,657.08	1,150,673.76	4,433,268.78	4,434,223.83	6,451,980.05	-	453.20
144467	Maintenance Zone 4067	1,336,220.25	-	-	-	-	-	1,336,220.25
144642	Maintenance Zone 6142	400,000.00	-	-	-	400,000.00	-	-
147200	RP - Pedestrian Bridge Imp	2,248,532.04	-	2,248,532.04	2,248,532.04	-	-	-

# **2014 GO BOND FUNDS**

**FUND 4270~4274 COMBINED**

**(2014 GENERAL OBLIGATION BOND FUNDS)**

**CITY OF TULSA, OKLAHOMA  
SALES TAX OVERVIEW COMMITTEE REPORT  
FUND 4270-4274 - 2014 GO BOND FUNDS**

**STATEMENT OF REVENUES, EXPENDITURES AND ENCUMBRANCES  
FOR THE NINE MONTHS ENDED MARCH 31, 2022**

	FY ESTIMATED REVENUES/ LIFE-TO-DATE APPROPRIATIONS	CURRENT MONTH	ACTUAL YEAR TO DATE	LIFE TO DATE	OUTSTANDING REVENUES/ BALANCE OF APPROPRIATIONS
<b>Revenue</b>					
Bond Sale Receipts	\$	\$	\$ 29,055,000.00	\$ 306,555,000.00	\$ (29,055,000.00)
Donations					
Miscellaneous Revenue					
Total Revenue			<u>29,055,000.00</u>	<u>306,555,000.00</u>	<u>-29,055,000.00</u>
<b>Expenditures</b>					
Project Expenditures	306,555,000.00	2,990,064.45	24,438,493.55	201,894,368.54	104,660,631.46
Total Expenditures	<u>306,555,000.00</u>	<u>2,990,064.45</u>	<u>24,438,493.55</u>	<u>201,894,368.54</u>	<u>104,660,631.46</u>
Excess (Deficiency) of Revenue Over Expenditures			4,616,506.45	104,660,631.46	
Completed Projects Encumbrances			<u>25,212,002.59</u>	<u>25,212,002.59</u>	
Excess (Deficiency) of Revenue Over Expenditures and Encumbrances			(20,595,496.14)	79,448,628.87	
June 30, 2018 Ending Fund Balance			67,111,761.00		
Prior year expenditures					
June 30, 2018 Encumbrances			<u>32,932,364.01</u>		
Adjusted Beginning Fund Balance			<u>100,044,125.01</u>		
Ending Fund Balance			<u>\$ 79,448,628.87</u>	<u>\$ 79,448,628.87</u>	

**Fund**  
**2014 GO BOND**

**427**

as of: 3/30/2022

**\$ 306,555,000.00 \$ 2,990,064.45 \$ 17,930,934.02 \$ 202,076,170.94 \$ 25,212,002.59 \$ - \$ 79,266,826.47**

Project	Project Title	Revised Budget	MTD Actual	YTD Actual	LTD Actual	Encumb	Committed	Balance
144000	Bond Issuance Costs	579,999.78	-	47,694.94	578,425.68	-	-	1,574.10
144015	Citywide Nonarterial Reh&Re	2,999,950.00	-	29,743.40	1,368,880.54	0.00	-	1,631,069.46
144016	Citywide Non-Art Sidewalks	500,000.00	-	26,532.17	500,000.00	-	-	0.00
144020	Citywide-Arterial Rt&Pv Main	22,167,489.89	84,517.61	3,136,850.53	21,449,050.53	718,439.36	-	(0.00)
144021	Citywide-Nonarterial Rt&Pv M	52,153,841.85	18,108.52	1,888,003.28	49,100,236.33	1,801,930.73	-	1,251,674.79
144060	Bridge189 - 4700 N. Iroquois	191,321.19	-	-	191,321.19	-	-	-
144061	Bridge298 - 2100 E. 61St St	66,650.26	-	-	66,650.26	-	-	-
144061	Bridge298 - 2100 E. 61St St.	543,739.50	-	-	543,739.50	-	-	-
144062	Bridge323B - 12000 E. 21St	60,000.00	-	-	60,000.00	-	-	-
144093	Citywide Matching Funds	3,103,170.00	70,377.31	181,810.77	3,088,203.51	14,966.49	-	-
144094	ODOT Rehab & Replacement	8,200,000.00	-	242,140.94	5,271,664.52	9,627.80	-	2,918,707.68
144106	Maintenance Zone 1006	2,408,802.62	-	1,628.77	2,380,116.53	28,686.09	-	0.00
144107	Maintenance Zone 1007	530,000.00	-	-	530,000.00	-	-	-
144110	Citywide-Arterial Sidewalks	1,500,000.00	-	-	1,500,000.00	(0.00)	-	(0.00)
144111	Maintenance Zone 1001	8,275,000.00	11,671.25	282,827.64	1,129,228.53	6,816,008.17	-	329,763.30
144153	Maintenance Zone 1153	4,020,000.00	11,179.67	20,725.07	369,982.82	25,283.90	-	3,624,733.28
144157	Maintenance Zone 1157	3,612,823.69	-	-	3,612,823.69	0.00	-	0.00
144158	Maintenance Zone 1157	2,326,843.29	-	-	2,318,648.48	8,194.81	-	(0.00)
144168	Maintenance Zone 1068	3,600,000.00	-	12,638.08	330,342.12	54,345.61	-	3,215,312.27
144173	Maintenance Zone 1073	458,552.85	-	-	458,552.85	-	-	(0.00)
144176	Maintenance Zone 1076	1,678,019.41	-	-	1,678,019.41	0.00	-	-
144199	Maintenance Zone 1099	3,120,000.00	613,979.98	2,089,164.55	2,454,942.59	63,604.22	-	601,453.19
144200	Architect and Engineering Serv	330,000.00	-	55,988.03	330,000.00	-	-	-
144200	36 St: N MLK - Peoria Ave	2,920,000.00	215,962.83	1,348,657.59	1,348,657.59	1,400,921.58	-	170,420.83
144201	Apache St: Mlk - Peoria	2,692,774.79	759.15	940.99	2,690,924.63	246.93	-	1,603.23
144202	Apachee: Peoria - Lewis Ave	300,000.00	-	-	300,000.00	-	-	-
144202	Apache: Peoria - Lewis Ave	2,365,000.00	-	-	-	-	-	2,365,000.00
144203	W 41st St S 41st W - S 33rd W	1,685,000.00	820.42	930.02	175,930.02	1,509,069.98	-	-
144204	S33rd W: 41st St to 51st St	2,730,000.00	-	-	441,842.57	1,927,911.17	-	360,246.26
144205	Apache St: Lewis To Harvard	2,070,000.00	-	3,129.33	292,175.54	1,426,584.57	-	351,239.89
144206	11th St: Peoria to Utica	1,820,000.00	-	-	1,820,000.00	(0.00)	-	0.00
144207	11Th St: Lewis Ave - Harvard	200,000.00	-	-	200,000.00	-	-	-
144208	11th St: Sheridan - Memorial	1,780,000.00	-	-	264,769.53	1,515,230.47	-	(0.00)
144209	21St St: Garnett To 129Th E	300,000.00	-	-	300,000.00	-	-	-
144209	21st St: Garnett to 129th E	2,435,050.00	-	18,734.81	2,017,895.64	-	-	417,154.36
144210	21St St-129Th East Ave Inter	250,000.00	-	-	248,578.81	1,421.19	-	0.00
144210	21st St-129th East Ave Inter	-	-	-	-	-	-	-
144210	21st St-129th East Ave INTERSC	1,965,000.00	-	899,734.57	1,752,717.51	212,282.49	-	-
144211	41St: Garnett - 129 E Ave	1,601,612.81	-	-	1,601,612.81	(0.00)	-	0.00
144212	51st St Sheridan to Memorial	1,055,651.29	-	-	1,047,661.29	0.00	-	7,990.00
144213	91st Harvard - Yale	285,000.00	-	-	173,818.08	21,088.39	-	90,093.53
144214	Sheridan 81st to 91st	1,525,950.99	-	-	1,525,950.99	(0.00)	-	0.00
144215	Peoria: 41St St - 51St St.	300,000.00	3,605.50	3,605.50	300,000.00	-	-	-
144215	Peoria: 41st - 51st	2,885,000.00	-	-	-	-	-	2,885,000.00
144216	41st St: Lewis to Harvard	2,730,000.00	162,770.28	2,343,583.98	2,719,161.93	10,000.00	-	838.07
144217	Apache & Harvard Intersectio	197,740.00	-	-	196,823.70	-	-	916.30
144217	Apache & Harvard Intersect	785,000.00	-	-	35.00	784,965.00	-	-
144217	Apache & Harvard INTERSCTN	990,000.00	-	-	-	990,000.00	-	-
144218	41st St & Lewis Intersection	2,055,000.00	249,266.48	249,266.48	629,220.86	1,425,779.14	-	(0.00)
144219	Maintenance Zone 2119	367,980.36	-	-	366,480.36	1,500.00	-	(0.00)

**Fund**  
**2014 GO BOND**

**427**

as of: 3/30/2022

\$ 306,555,000.00 \$ 2,990,064.45 \$ 17,930,934.02 \$ 202,076,170.94 \$ 25,212,002.59 \$ - \$ 79,266,826.47

Project	Project Title	Revised Budget	MTD Actual	YTD Actual	LTD Actual	Encumb	Committed	Balance
144225	Maintenance Zone 2125	2,574,462.36	-	-	2,567,959.17	6,503.19	-	0.00
144226	Maintenance Zone 2126	349,710.26	-	-	349,710.26	-	-	0.00
144230	Maintenance Zone 2130	3,895,000.00	284,804.14	1,248,965.15	2,923,442.87	748,042.87	-	223,514.26
144255	Maintenance Zone 2055	1,269,095.86	-	-	1,268,068.10	1,027.76	-	0.00
144256	Maintenance Zone 2056	1,268,393.91	-	-	1,268,393.91	-	-	(0.00)
144264	Maintenance Zone 2064	1,266,509.88	-	-	1,266,509.88	0.00	-	(0.00)
144265	Maintenance Zone 2065	959,200.67	-	-	957,942.60	-	-	1,258.07
144303	Maintenance Zone 3003	625,681.40	-	-	625,681.40	-	-	(0.00)
144304	Maintenance Zone 3004	1,412,273.54	-	-	1,412,273.54	0.00	-	0.00
144309	Citywide - Arterial Rehab	13,095,677.29	807,706.49	1,445,986.66	2,646,165.36	1,153,446.38	-	9,296,065.55
144310	Maintenance Zone 3010	869,998.00	37,913.79	150,923.22	712,315.01	31,968.11	-	125,714.88
144311	Maintenance Zone 3011	9,485,000.00	-	106,318.61	7,933,261.82	169,820.77	-	1,381,917.41
144317	Maintenance Zone 3017	750,000.00	-	58,674.49	515,204.32	139,979.27	-	94,816.41
144318	Maintenance Zone 3018	417,056.72	-	-	415,498.17	1,558.55	-	(0.00)
144320	Maintenance Zone 3020	4,500,000.00	710.82	5,719.11	326,445.15	39,709.90	-	4,133,844.95
144380	Maintenance Zone 3080	189,047.02	-	-	189,047.02	-	-	0.00
144413	Maintenance Zone 4013	535,058.95	-	-	511,528.37	23,530.58	-	(0.00)
144415	Maintenance Zone 4015	637,042.77	-	-	637,042.77	-	-	-
144421	Maintenance Zone 4021	3,655,000.00	-	3,641.00	334,870.87	21,557.46	-	3,298,571.67
144430	Maintenance Zone 4030	1,686,709.57	-	-	1,686,709.57	-	-	0.00
144431	Maintenance Zone 4031	11,680,000.00	5,273.75	11,807.50	585,330.51	240,382.89	-	10,854,286.60
144452	Maintenance Zone 4152	600,000.00	-	-	380,196.06	21,806.79	-	197,997.15
144467	Maintenance Zone 4067	4,855,000.00	-	14,340.00	3,357,044.89	27,141.68	-	1,470,813.43
144527	Maintenance Zone 5027	1,387,897.01	-	-	1,387,897.01	-	-	-
144533	Maintenance Zone 5033	4,880,000.00	-	-	4,878,257.02	1,742.98	-	(0.00)
144539	Maintenance Zone 5039	3,382,395.92	-	-	3,382,395.92	0.00	-	(0.00)
144546	Maintenance Zone 5046	600,000.00	489.96	5,781.38	581,648.42	8,333.55	-	10,018.03
144547	Maintenance Zone 5047	10,470,000.00	5,896.03	98,896.00	871,483.07	270,317.46	-	9,328,199.47
144627	Maintenance Zone 6027	1,006,165.51	-	-	1,006,165.51	-	-	(0.00)
144628	Maintenance Zone 6028	8,060,000.00	-	873.66	919,066.35	26,943.25	-	7,113,990.40
144635	Maintenance Zone 6035	3,306,365.97	-	-	3,304,854.80	0.00	-	1,511.17
144642	Maintenance Zone 6142	900,000.00	8,522.97	9,432.28	118,730.73	679,517.37	-	101,751.90
144645	Maintenance Zone 6145	2,640,000.00	395,727.50	1,220,536.58	2,404,617.17	132,067.32	-	103,315.51
144647	Maintenance Zone 6147	991,060.09	-	-	991,060.09	-	-	0.00
144700	Maintenance Zone 7100	1,313,991.88	-	-	1,313,991.88	(0.00)	-	0.00
144733	Maintenance Zone 7133	950,370.76	-	-	950,370.76	-	-	-
144740	Maintenance Zone 7040	3,275,000.00	-	333,351.32	3,224,845.00	50,155.00	-	(0.00)
144748	Maintenance Zone 7048	1,181,565.79	-	-	1,181,565.79	(0.00)	-	-
144754	Maintenance Zone 7054	1,000,000.00	-	-	726,908.15	19,591.85	-	253,500.00
144760	Maintenance Zone 7060	3,320,928.33	-	-	3,320,928.33	-	-	(0.00)
144803	Maintenance Zone 8103	1,775,162.45	-	-	1,775,162.45	-	-	(0.00)
144812	Maintenance Zone 8112	1,778,077.06	-	-	1,778,077.06	-	-	0.00
144857	Maintenance Zone 8057	2,570,000.00	-	216,758.54	2,057,568.84	129,937.78	-	382,493.38
144863	Maintenance Zone 8063	6,620,000.00	-	-	677,105.58	122,840.06	-	5,820,054.36
144931	Maintenance Zone 9031	518,453.57	-	-	518,453.57	-	-	(0.00)
144943	Maintenance Zone 9043	2,615,462.22	-	-	2,615,462.22	0.00	-	(0.00)
144944	Maintenance Zone 9044	4,000,000.00	-	112,121.08	3,902,266.94	97,733.06	-	0.00
144945	Maintenance Zone 9045	3,860,000.00	-	-	3,381,803.09	(0.00)	-	478,196.91
144949	Maintenance Zone 9049	1,200,000.00	-	-	692,193.50	78,461.84	-	429,344.66
144950	Maintenance Zone 9050	2,975,000.00	-	2,476.00	255,158.54	2,288.62	-	2,717,552.84

**Fund**  
**2014 GO BOND**

**427**

as of: 3/30/2022

**\$ 306,555,000.00 \$ 2,990,064.45 \$ 17,930,934.02 \$ 202,076,170.94 \$ 25,212,002.59 \$ - \$ 79,266,826.47**

Project	Project Title	Revised Budget	MTD Actual	YTD Actual	LTD Actual	Encumb	Committed	Balance
144951	Maintenance Zone 9051	1,550,000.00	-	-	129,184.92	197,508.16	-	1,223,306.92
144958	Maintenance Zone 9058	936,390.67	-	-	936,390.67	-	-	(0.00)
193140000Z	Mingo Creek Trail - 41st to 51	196,830.00	-	-	196,830.00	-	-	-

# **2020 GO BOND FUNDS**

**FUND 4281~428x COMBINED**

**(2020 GENERAL OBLIGATION BOND FUNDS)**



**CITY OF TULSA, OKLAHOMA  
SALES TAX OVERVIEW COMMITTEE REPORT  
FUND 4281-428X - 2020 GO BOND FUNDS**

**STATEMENT OF REVENUES, EXPENDITURES AND ENCUMBRANCES  
FOR THE EIGHT MONTHS ENDED FEBRUARY 28, 2022**

	FY ESTIMATED REVENUES/ LIFE-TO-DATE APPROPRIATIONS	CURRENT MONTH	ACTUAL YEAR TO DATE	LIFE TO DATE	OUTSTANDING REVENUES/ BALANCE OF APPROPRIATIONS
<b><u>Revenue</u></b>					
Bond Sale Receipts	\$	\$	\$ 73,895,000.00	\$ 91,395,000.00	\$ (73,895,000.00)
Donations					
Miscellaneous Revenue					
Total Revenue			<u>73,895,000.00</u>	<u>91,395,000.00</u>	<u>-73,895,000.00</u>
<b><u>Expenditures</u></b>					
Project Expenditures	91,395,000.00	277,536.50	6,084,681.27	8,410,106.13	82,984,893.87
Total Expenditures	<u>91,395,000.00</u>	<u>277,536.50</u>	<u>6,084,681.27</u>	<u>8,410,106.13</u>	<u>82,984,893.87</u>
Excess (Deficiency) of Revenue Over Expenditures			67,810,318.73	82,984,893.87	
Completed Projects Encumbrances			<u>7,004,352.72</u>	<u>7,004,352.72</u>	
Excess (Deficiency) of Revenue Over Expenditures and Encumbrances			60,805,966.01	75,980,541.15	
June 30, 2018 Ending Fund Balance			9,885,052.87		
Prior year expenditures					
June 30, 2018 Encumbrances			<u>5,289,522.27</u>		
Adjusted Beginning Fund Balance			15,174,575.14		
Ending Fund Balance			<u>\$ 75,980,541.15</u>	<u>\$ 75,980,541.15</u>	

**Fund**  
**2020 GO BOND**

**428**

as of: 3/30/2022

**\$ 91,395,000.00 \$ 277,536.50 \$ 5,365,431.31 \$ 8,613,740.21 \$ 7,004,352.72 \$ - \$ 75,776,907.07**

Project	Project Title	Revised Budget	MTD Actual	YTD Actual	LTD Actual	Encumb	Committed	Balance
2019X0000Z	Bond Issuance Cost	207,542.00	-	180,861.12	206,653.12	-	-	888.88
2035X0001Z	Transit-MTTA - Route 66 BRT	5,330,000.00	39,870.55	321,306.97	691,008.98	226,586.26	-	4,412,404.76
2036A0007Z	Apache St: Harvard Ave - Yale	100,000.00	-	-	-	-	-	100,000.00
2036A0013Z	Gilcrease Rd: Apache St - Pine	800,000.00	-	-	-	-	-	800,000.00
2036A0025Z	41st St S: Union Ave - Elwood	250,000.00	-	-	-	-	-	250,000.00
2036A0035Z	41st St S & Elwood Ave INTERSC	50,000.00	-	-	-	-	-	50,000.00
2036A0042Z	Pine St: Lewis Ave - Harvard A	200,000.00	-	-	-	-	-	200,000.00
2036A0043Z	Pine St: State Hwy 11 - Mingo	175,000.00	-	-	-	-	-	175,000.00
2036A0047Z	Admiral Pl: Memorial Dr - Ming	240,000.00	-	-	-	-	-	240,000.00
2036A0050Z	Yale Ave: Apache St - Pine St	150,000.00	-	-	-	-	-	150,000.00
2036A0055Z	129th E Ave: Apache St - Pine	150,000.00	-	-	-	15,000.00	-	135,000.00
2036A0058Z	Pine St & Mingo Rd INTERSCTN	200,000.00	-	-	-	-	-	200,000.00
2036A0064Z	11th St S: Utica Ave - Lewis A	500,000.00	-	-	-	485,000.00	-	15,000.00
2036A0072Z	11th St S & Lewis Ave INTERSCT	270,000.00	-	-	-	270,000.00	-	-
2036A0092Z	31st St S: Garnett Rd - 129th	200,000.00	-	-	-	-	-	200,000.00
2036A0119Z	Sheridan Rd: 71st St S - 81st	200,000.00	-	-	-	-	-	200,000.00
2036A1000Z	CW Arterial Routine & Preventi	11,667,575.89	138,127.50	2,654,348.65	2,684,056.28	1,450,704.20	-	7,532,815.41
2036A1001Z	R&P: Pavement Reinspection	500,000.00	5,605.88	124,987.59	299,145.56	200,854.44	-	(0.00)
2036D0002Z	CBD: MLK & Detroit north of BN	1,400,000.00	-	-	168,570.62	0.00	-	1,231,429.38
2036D0004Z	CBD: Detroit Ave south of BNSF	1,090,000.00	-	-	129,919.40	-	-	960,080.60
2036D0005Z	CBD: Reconciliation Way	765,000.00	-	-	75,000.00	-	-	690,000.00
2036D0007Z	CBD: Alleyways	495,000.00	-	77,811.10	116,109.15	180,902.70	-	197,988.15
2036N0001Z	CW NonArterial Routine & Preve	10,399,914.34	106.15	1,049,594.68	1,053,224.23	620,745.57	-	8,725,944.54
2036N1007Z	Maintenance Zone 1007	119,999.77	2,207.92	25,844.69	82,893.86	12,868.24	-	24,237.67
2036N1070Z	Maintenance Zone 1070	250,000.00	2,402.05	51,091.90	212,326.96	6,573.04	-	31,100.00
2036N1076Z	Maintenance Zone 1076	250,000.00	-	33,962.76	215,902.05	32,354.16	-	1,743.79
2036N1078Z	Maintenance Zone 1078	300,000.00	4,224.22	85,441.69	226,834.03	26,097.54	-	47,068.43
2036N2056Z	Maintenance Zone 2056	200,000.00	-	-	-	-	-	200,000.00
2036N2065Z	Maintenance Zone 2065	362,167.00	5,594.06	68,088.09	189,440.68	38,169.32	-	134,557.00
2036N2066Z	Maintenance Zone 2066	187,833.00	-	26,689.32	107,906.05	14,260.95	-	65,666.00
2036N3081Z	Maintenance Zone 3081	840,000.00	2,278.51	27,358.50	61,199.90	8,987.38	-	769,812.72
2036N4014Z	Maintenance Zone 4014	200,000.00	-	18,922.97	125,713.48	9,520.52	-	64,766.00
2036N4021Z	Maintenance Zone 4021	330,000.00	-	16,185.33	183,827.99	72,081.07	-	74,090.94
2036N4022Z	Maintenance Zone 4022	350,000.00	-	19,093.11	319,224.77	12,280.08	-	18,495.15
2036N4030Z	Maintenance Zone 4030	1,030,000.00	-	16,530.23	136,845.00	13,155.00	-	880,000.00
2036N5040Z	Maintenance Zone 5040	100,000.00	12,921.27	39,576.26	50,322.33	40,101.19	-	9,576.48
2036N6035Z	Maintenance Zone 6035	120,000.00	-	-	-	-	-	120,000.00
2036N7048Z	Maintenance Zone 7048	251,630.00	-	28,174.87	209,471.08	42,158.92	-	(0.00)
2036N7060Z	Maintenance Zone 7060	990,000.00	5,237.31	33,381.96	66,771.43	15,830.57	-	907,398.00
2036N8057Z	Maintenance Zone 8057	200,000.00	-	30,641.90	88,925.88	42,725.78	-	68,348.34
2036N8102Z	Maintenance Zone 8102	2,550,000.00	-	12,515.48	139,010.99	32,223.01	-	2,378,766.00
2036N9037Z	Maintenance Zone 9037	250,000.00	-	27,085.04	145,531.32	10,000.00	-	94,468.68
2036N9038Z	Maintenance Zone 9038	890,000.00	-	47,312.38	47,823.19	34,812.65	-	807,364.16
2036N9044Z	Maintenance Zone 9044	350,000.00	-	-	-	1,100.93	-	348,899.07
2036N9050Z	Maintenance Zone 9050	150,000.00	5,119.92	30,447.86	60,219.91	47,536.75	-	42,243.34
2036N9051Z	Maintenance Zone 9051	110,000.00	-	28,649.18	83,284.88	11,822.83	-	14,892.29
2036S0001Z	ADA: Sidewalk Corridors	1,390,000.00	-	-	-	-	-	1,390,000.00
2036S0002Z	BPI: Go Plan Implement - ENG	1,465,413.00	-	-	-	626,390.50	-	839,022.50

**Fund**  
**2020 GO BOND**

**428**

as of: 3/30/2022

**\$ 91,395,000.00 \$ 277,536.50 \$ 5,365,431.31 \$ 8,613,740.21 \$ 7,004,352.72 \$ - \$ 75,776,907.07**

Project	Project Title	Revised Budget	MTD Actual	YTD Actual	LTD Actual	Encumb	Committed	Balance
2036S0003Z	BPI: Go Plan Implement - Traff	25,000.00	-	-	-	-	-	25,000.00
2036S0004Z	BPI: Arterial Sidewalk	750,000.00	-	81,239.30	81,335.43	171,072.25	-	497,592.32
2036S0005Z	BPI: Non Arterial Sidewalk	225,000.00	689.28	1,741.10	1,741.10	96,206.47	-	127,052.43
2036W0004Z	91 St S: Memorial - Mingo Rd W	2,200,000.00	-	-	-	-	-	2,200,000.00
2036X0001Z	ADA: Transition Plan Update	250,000.00	32,844.28	91,035.59	91,035.59	158,964.41	-	-
2036X0002Z	ADA: Transit Stops	120,000.00	-	-	-	-	-	120,000.00
2036X0003Z	ADA: Signalized Intersections	500,000.00	-	-	-	-	-	500,000.00
2036X0005Z	TE: Signal Coord and Communica	310,000.00	-	-	-	-	-	310,000.00
2036X0006Z	TE: Signal Instal, Repair and	930,000.00	-	-	-	-	-	930,000.00
2036X0007Z	TE: Traffic Calming	365,000.00	-	-	-	50,000.00	-	315,000.00
2036X0008Z	TE: Lighting Repair and Replac	100,000.00	-	-	-	-	-	100,000.00
2036X0009Z	TE: Pavement Markings and Sign	1,160,000.00	-	-	-	-	-	1,160,000.00
2036X0010Z	TE: Guardrail Repair and Repl	155,000.00	-	-	-	-	-	155,000.00
2036X0011Z	Arena District Master Pln Impl	582,458.00	-	-	-	-	-	582,458.00
2037B0167Z	Bridge #167	130,000.00	-	-	-	15,300.00	-	114,700.00
2037B0173Z	Bridge #173	50,000.00	-	-	-	-	-	50,000.00
2037B0201C	Bridge #201C	100,000.00	-	-	-	-	-	100,000.00
2037B0204Z	Bridge #204	1,200,000.00	-	36,913.09	63,631.51	19,128.27	-	1,117,240.22
2037B0232A	Bridge #232A	700,000.00	-	-	22,300.00	-	-	677,700.00
2037B0241Z	Bridge #241	1,860,000.00	-	30,069.21	30,069.21	23,879.05	-	1,806,051.74
2037B0245Z	Bridge #245	100,000.00	-	25,090.17	27,206.37	61,493.63	-	11,300.00
2037B0258Z	Bridge #258	275,000.00	-	-	35,000.00	-	-	240,000.00
2037B0261A	Bridge #261A	175,000.00	-	-	-	24,000.00	-	151,000.00
2037B0261B	Bridge #261B	175,000.00	18,725.38	18,725.38	18,725.38	5,274.62	-	151,000.00
2037B0263Z	Bridge #263	465,000.00	-	-	-	30,000.00	-	435,000.00
2037B0269Z	Bridge #269	400,000.00	-	-	-	-	-	400,000.00
2037B0286Z	Bridge #286	150,000.00	-	-	-	-	-	150,000.00
2037B0301A	Bridge #301A	200,000.00	-	-	-	20,000.00	-	180,000.00
2037B0301Z	Bridge #301	165,000.00	-	-	-	30,000.00	-	135,000.00
2037B0343Z	Bridge #343	50,000.00	-	-	-	-	-	50,000.00
2037B0359Z	Bridge #359	50,000.00	-	-	-	15,000.00	-	35,000.00
2037B0423Z	Bridge #423	100,000.00	-	-	-	-	-	100,000.00
2037B1000Z	CW Bridge Rehab and Inspection	200,000.00	1,582.22	3,615.19	39,433.85	23,913.15	-	136,653.00
2039X0009Z	TE: Traffic Studies	65,000.00	-	-	25,000.00	-	-	40,000.00
2036A0002Z	46th St N: Peoria Ave - Lewis	150,000.00	-	-	-	150,000.00	-	-
2036A0005Z	36 St N: Osage County Ln - MLK	75,000.00	-	-	-	-	-	75,000.00
2036A0008Z	Pine St: Gilcrease Rd - Union	470,000.00	-	-	-	-	-	470,000.00
2036A0009Z	Pine St: Peoria Ave - Lewis Av	340,000.00	-	-	-	320,000.00	-	20,000.00
2036A0010Z	Edison St: 33rd W Ave - Union	1,050,000.00	-	-	-	-	-	1,050,000.00
2036A0011Z	33rd W Ave: Apache St - Pine S	1,350,000.00	-	-	-	-	-	1,350,000.00
2036A0012Z	33rd W Ave: Pine St - Edison S	700,000.00	-	-	-	-	-	700,000.00
2036A0015Z	MLK Jr Blvd: 36th St N - Apach	200,000.00	-	-	-	-	-	200,000.00
2036A0016Z	MLK Jr Blvd: Apache St - Pine	75,000.00	-	-	-	-	-	75,000.00
2036A0017Z	Peoria Ave: 56th St N - 46th S	850,000.00	-	-	-	55,000.00	-	795,000.00
2036A0018Z	Peoria Ave: 46th St N - 36th S	900,000.00	-	-	-	68,444.72	-	831,555.28
2036A0020Z	Lewis Ave: Pine St - Admiral P	320,000.00	-	-	-	320,000.00	-	-
2036A0021Z	Harvard Ave: Mohawk Blvd - 36	75,000.00	-	-	-	-	-	75,000.00
2036A0022Z	36 St N & Harvard Ave INTERSCT	20,000.00	-	-	-	-	-	20,000.00

**Fund**  
**2020 GO BOND**

**428**

as of: 3/30/2022

\$ 91,395,000.00 \$ 277,536.50 \$ 5,365,431.31 \$ 8,613,740.21 \$ 7,004,352.72 \$ - \$ 75,776,907.07

Project	Project Title	Revised Budget	MTD Actual	YTD Actual	LTD Actual	Encumb	Committed	Balance
2036A0023Z	Apache St & MLK Blvd INTERSCTN	50,000.00	-	-	-	-	-	50,000.00
2036A0024Z	Pine St & Gilcrease Rd INTERSC	100,000.00	-	-	-	-	-	100,000.00
2036A0027Z	61st St S: Lewis Ave - Harvard	1,020,000.00	-	-	-	-	-	1,020,000.00
2036A0031Z	Delaware Ave: 81st St S - 91st	150,000.00	-	-	-	-	-	150,000.00
2036A0039Z	36th St N: Garnett Rd - 129th	200,000.00	-	-	-	-	-	200,000.00
2036A0045Z	Pine St: Garnett Rd - 129th E	150,000.00	-	-	-	-	-	150,000.00
2036A0046Z	Admiral: Sheridan Rd - Memoria	1,200,000.00	-	-	-	-	-	1,200,000.00
2036A0048Z	Admiral: Garnett Rd - 129th E	140,000.00	-	-	-	-	-	140,000.00
2036A0056Z	36 St N & 129th E Ave INTERSCT	75,000.00	-	-	-	-	-	75,000.00
2036A0059Z	Pine St & Garnett Rd INTERSCTN	75,000.00	-	-	-	-	-	75,000.00
2036A0060Z	Admiral & Sheridan Rd INTERSCT	200,000.00	-	-	-	-	-	200,000.00
2036A0067Z	15th St S: Harvard Ave - Yale	200,000.00	-	-	-	-	-	200,000.00
2036A0074Z	15th St S & Harvard INTERSCTN	100,000.00	-	-	-	-	-	100,000.00
2036A0076Z	31st St S & Peoria Ave INTERSC	52,097.00	-	-	-	-	-	52,097.00
2036A0086Z	Admiral: 225 E Av - 22200 E Ad	850,000.00	-	-	-	-	-	850,000.00
2036A0089Z	11 St S: 177th E Ave - 193rd E	140,000.00	-	-	-	-	-	140,000.00
2036A0097Z	161st E Ave: 11th St S - 21st	200,000.00	-	-	-	-	-	200,000.00
2036A0099Z	11 St S & 161st E Ave INTERSCT	50,000.00	-	-	-	-	-	50,000.00
2036A0101Z	11 St S & 193rd E Ave INTERSCT	70,000.00	-	-	-	-	-	70,000.00
2036A0110Z	Mingo Rd: 61st St S - 71st St	200,000.00	-	-	-	-	-	200,000.00
2036A0124Z	Peoria Ave: 31st St S - 41st S	125,000.00	-	-	-	-	-	125,000.00
2036A0125Z	Lewis Ave: 41st St S - I-44	1,530,000.00	-	-	-	-	-	1,530,000.00
2036D0001Z	CBD: 4th St	325,000.00	-	-	-	-	-	325,000.00
2036N1097Z	Maintenance Zone 1097	130,000.00	-	-	-	-	-	130,000.00
2036N1153Z	Maintenance Zone 1153	300,000.00	-	-	-	164,207.00	-	135,793.00
2036N1155Z	Maintenance Zone 1155	75,000.00	-	-	-	5,000.00	-	70,000.00
2036N1157Z	Maintenance Zone 1157	110,000.00	-	-	-	-	-	110,000.00
2036N3010Z	Maintenance Zone 3010	200,000.00	-	-	-	-	-	200,000.00
2036N3075Z	Maintenance Zone 3075	280,000.00	-	-	-	15,000.00	-	265,000.00
2036N4023Z	Maintenance Zone 4023	75,000.00	-	-	-	5,000.00	-	70,000.00
2036N4067Z	Maintenance Zone 4067	120,000.00	-	-	-	15,000.00	-	105,000.00
2036N4069Z	Maintenance Zone 4069	400,000.00	-	-	-	-	-	400,000.00
2036N5016Z	Maintenance Zone 5016	800,000.00	-	-	-	-	-	800,000.00
2036N5027Z	Maintenance Zone 5027	100,000.00	-	-	-	5,000.00	-	95,000.00
2036N5039Z	Maintenance Zone 5039	1,530,000.00	-	-	-	15,000.00	-	1,515,000.00
2036N6142Z	Maintenance Zone 6142	248,370.00	-	-	-	15,000.00	-	233,370.00
2036N8113Z	Maintenance Zone 8113	240,000.00	-	-	-	-	-	240,000.00
2036N9036Z	Maintenance Zone 9036	420,000.00	-	-	-	-	-	420,000.00
2036N9045Z	Maintenance Zone 9045	80,000.00	-	-	-	-	-	80,000.00
2036N9049Z	Maintenance Zone 9049	400,000.00	-	-	-	15,000.00	-	385,000.00
2036N9052Z	Maintenance Zone 9052	180,000.00	-	-	-	-	-	180,000.00
2036W0001Z	Gilcrease Rd: Pine St - Admira	3,000,000.00	-	1,098.65	1,098.65	-	-	2,998,901.35
2036W0005Z	101st St S & Sheridan INTERSCT	1,200,000.00	-	-	-	-	-	1,200,000.00
2036W0006Z	81 St S: Harvard Ave - Yale Av	1,500,000.00	-	-	-	-	-	1,500,000.00
2036X0004Z	CW Infrastructure Partnership	3,370,000.00	-	-	-	491,625.55	-	2,878,374.45

# COMBINED STATEMENT OF OTHER FUND ACTIVITY

FUNDS 400, 401, 403, 404, 425

SALES TAX OVERVIEW COMMITTEE REPORT  
(FUNDS 400, 401, 403, 409, 425)  
Combined Statement of Fund Activity  
March 31, 2022

Fund	LIFE-TO-DATE APPROPRIATIONS	EXPEDITURES			ENCUMBERED/ COMMITTED	BALANCE
		CURRENT MONTH	FISCAL YEAR-TO-DATE	LIFE-TO-DATE		
FUND 400 - 1985 SALES TAX ECONOMIC DEVEL.	\$ 773,571.70	\$ -	\$ 1,094.70	\$ 576,598.26	\$ 196,973.44	\$ -
017110 General Park Improvements	248,000.00	-	1,094.70	51,026.56	196,973.44	-
FUND 401 - 2001 SALES TAX FUND	\$ 84,853,005.03	\$ -	\$ 5,588.50	\$ 84,689,182.46	\$ 146,408.85	\$ 17,413.72
017110 General Park Improvements	4,751,480.30	-	5,588.50	4,602,017.30	146,408.85	3,054.15
914411 Tulsa Trails	3,857,231.30	-	-	3,842,871.73	-	14,359.57
FUND 403 - 2006 EXT SALES TAX ADVACE FUND	\$ 27,705,922.61	\$ -	\$ -	\$ 27,705,676.78	\$ -	\$ 245.83
017150 Woodward & Forestry Impr.	470,000.00	-	-	469,754.17	-	245.83
FUND 404 - 2008 SPECIAL TEMP SALES TAX	\$ 145,493,500.00	\$ -	\$ 39,955.62	\$ 145,227,612.23	\$ 184,299.58	\$ 91,588.19
104017 Art Rehab Citywide	81,942,000.00	-	3,145.23	81,859,132.39	82,867.61	-
104021 Citywide Non-arterial RTPV	34,082,000.00	-	-	33,983,662.53	16,368.66	81,968.81
104022 Citywide General Engineering	1,383,000.00	-	-	1,304,364.54	85,059.31	3,576.15
104023 Bridge Repair and Rehab	90,000.00	-	-	87,261.95	-	2,738.05
144104 Riverside Dr & Rltd Infrstr	5,500,000.00	-	36,810.39	5,496,690.82	4.00	3,305.18
FUND 425 - 2005 BOND ISSUE (4250-4255)	\$ 74,919,257.38	\$ -	\$ 797,169.17	\$ 74,804,895.23	\$ (0.00)	\$ 114,362.15
016100 Forensic Lab Expansion	23,599,535.03	-	-	23,592,682.62	-	6,852.41
055103 UDE Renovation	102,015.18	-	-	84,470.58	-	17,544.60
055105 UDSW Renovation	491,642.36	-	-	464,254.43	-	27,387.93
055200 Fire Trng Ctr/Reloc Sta 16	12,042,434.64	-	-	11,989,427.27	-	53,007.37
147200 RP - Pedestrian Bridge Imp	751,467.96	-	751,467.96	751,467.96	-	-
155107 Police Courts Renovation	673,959.36	-	43,721.21	673,959.36	-	0.00
203400001Z Tulsa Zoo Department	2,811.76	-	1,980.00	1,980.00	-	831.76
104021 Garnett Pine to Apache	300,000.00	-	-	291,261.92	-	8,738.08

**ALL FUNDS  
BUDGET ACTIONS**

**THERE WERE NO  
BUDGET ACTIONS POSTED  
THIS MONTH**