



**Department of Finance
Budget and Planning Division
Capital Planning Section
175 E 2nd, Tulsa, Oklahoma 74103-3203 (918) 596-7653**

To: STOC

Gary Hamer, AICP

From: Capital Planning and Grants Manager

Date: September 28, 2021

Subject: September Meeting

Enclosed is the material for your September 28, 2021 meeting including the August 31, 2021 Financial Report for your review. 2017 and 2022 Sales Tax Program revenues for September 2021 and the fiscal year to date compared to 2017 and 2022 Sales Tax Program Adopted Budget Estimates are:

	Actual	Current Adopted Budget	Variance from Adopted Budget
Month of September	\$9,268,463	\$8,704,050	6.5%
Year To Date	\$27,782,948	\$26,368,317	5.4%

Please note the above amounts are the Sales Tax revenue only.

The 2017 and 2022 Sales Tax Programs Funds (4000 and 409), in addition to sales tax revenue, receives interest, and other revenues such as grants, transfers and miscellaneous revenues. Total revenue reported for the funds is not available until the end of the month so, the information provided below is for the most recently completed month. Total Fund 4000 and 409 revenue for the month of August was:

	Month Ending: <u>August 31, 2021</u>	Variance from <u>Adopted Budget</u>	Year Thru: <u>August 31, 2021</u>	Variance from <u>Adopted Budget</u>
Sales Tax Revenue	\$9,359,983	5.2%	\$18,514,485	4.8%
Interest on Investments	\$141,761	N/A	\$298,470	N/A
Other Revenue	<u>\$0</u>	N/A	<u>\$0</u>	N/A
Total Fund Revenue	\$9,501,744	5.2%	\$18,812,955	5.7%

SALES TAX OVERVIEW COMMITTEE
SEPTEMBER 28, 2021, 8:00 AM
175 E. 2ND ST, 10-NORTH CONFERENCE ROOM

The STOC will meet in person at 8:00 am on September 28, 2021.

- I. Call to Order
- II. Reading of the August Minutes
- III. Chair Report to Council
- IV. Subcommittee Reports
 - A. Vison
 - B. Public Safety
 - C. Parks
 - D. Transportation
 - E. Financial
- V. Unfinished Business
- VI. New Business
 - A. Chair Report Presenters
 - B. Vote on Annual Report
- VII. Adjournment

STOC

Sales Tax Overview Committee

MINUTES
Sales Tax Overview Committee Meeting
August 24, 2021, 8:00 a.m.
Tulsa Zoo, 6421 E. 36th St. North

The Sales Tax Overview Committee met for the regular monthly meeting at 8:00 a.m. on August 24, 2021.

I. Call to Order

Vice Chair Kathy Sebert called the meeting to order at 8:06 a.m.

The following members were present:

Pamela Amburgy	Jonathan Hall	Steven Watts
Janae Bradford	Linda Jenkins	
Ellouise Cochrane	Steve King	
Jeff Covington	Paul McTighe	
Scott Grizzle	Kathy Sebert	

The following members were not present:

Marcia Bruno-Todd	Jesse Guardiola	Mareo Johnson	Sylvia Powell
Alex Gomez	Rhonda Hinrichs	Renee Plocek	Ashley Webb

Also present:

Gary Hamer	Jarrod Moore	Anne Boyd	Mary Kell
Lindsay Hutchinson	Joe Barkowski		

II. Approval of Minutes

Minutes for the June meeting were read, Pamela Amburgy moved they be accepted as read, Janae Bradford seconded the motion. The motion carried. The minutes for the July meeting were read, it was requested that they be amended to add Brooke Caviness and Jeff Stava to the “also present” list. Pamela Amburgy moved the minutes be accepted as amended, Janae Bradford seconded the motion. The motion carried.

III. Chair’s Report

Janae Bradford presented the Chair’s Report to Council. She said the report went very quickly. The Council was interested in the report on the Pedestrian Bridge. Ms. Bradford

STOC

Sales Tax Overview Committee

also highlighted the road work on South Mingo from 81st to 91st. There were no discussions or questions.

IV. Committee Reports

A. Vision

Lindsay Hutchinson and Joe Barkowski reported on the Zoo Master Plan and Elephant Exhibit. The zoo is launched a Master Plan in 2012 to rebuild the Zoo. Some projects are complete, and others are in the planning stages. In addition to a new space for some of the big cats, the Zoo is working on a new area for the elephants. The budget for this project is \$25.6 million and they have raised \$22.0 million. It will include a new barn, a new outdoor area with marsh, and tracking cameras. The current elephant facility will also be updated and will include monitors. The Zoo currently has 3 elephants, 1 male and 2 females all in their late 40's. The new facility will allow the for an increase in the herd size as staff becomes available. There were no other questions or discussions, and the report was accepted.

B. Public Safety

Janae Bradford gave the report. The Police Department reported they have received all their vehicles for the FY21 order. 39 of the Utility Interceptors are awaiting outfitting at the radio shop, all others have been deployed. The Fire Department is expecting delivery of vehicles for stock engines in October and for 4 engines built to specifications in August. Work in Woodward Park is going to be done near the traffic ways first, other areas will be handled as funds become available. There were no other questions or discussions, and the report was accepted.

C. Parks

Linda Jenkins gave the report. Work at Patrick, Plaza, and Penny Parks is now complete. These projects will be dropping off the report. Design for the roof on the community center at Hill Park is 95% complete. Construction on Reed Pool reconstruction has begun and should be completed in May of 2022. The work is being done in conjunction with Reed Water Playground. There were no further questions or comments, and the report was accepted.

STOC

Sales Tax Overview Committee

D. Transportation

Ashley Webb gave the report. Work on Yale from 81st to 91st has had the start date pushed back to late October 2021. Mingo 71st to 81st is in liquidated damages and the contractor is needing to correct some errors. It has been reported that the new standard for traffic signals going forward will be the flashing yellow for left turns.

E. Financial

The August collections were \$9.40M which is about 5.2 percent over budget. Current sales tax collections are about 4.8 percent ahead of budget for the year to date.

V. Unfinished Business

VI. New Business

A. Chair Report Presenters

Date	Presenter	Backup
Sep 1	Kathy Sebert	Ashley Webb
Oct 6	Jeff Covington	Janae Bradford
Nov 3	Pamela Amburgy	

12/1

VII. Adjournment

The meeting was adjourned at 9:09 a.m.

(Because of the cyber-attack, signatures of the officers are not available digitally)

Submitted by A. Boyd:

Anne M. Boyd

STOC

SALES TAX OVERVIEW COMMITTEE

Ashley Webb
Chair

Ashley R. Webb
Riggs, Abney, Neal, Turpen, Orbison & Lewis Inc.
Attorney At Law
Tulsa, OK 74119
(918) 699-8905

To: City Council

Date: August 24, 2021

Subject: July Report to City Council

Attached is the August 2021 Sales Tax Overview Committee (STOC) Status Report

2006 Special Extended Sales Tax

July expenditures totaled \$345, of which \$1,000 was spent on the General Park Improvements project. Encumbrances and commitments total \$3,662,000. Current appropriations for the 2006 Special Extended Sales Tax Fund total \$271,345,000. There is a current appropriation balance of \$10,360,000.

2008 Sales Tax Special Temporary Streets

July expenditures totaled \$, of which there were no expenditures in July. Encumbrances and commitments total \$181,000. Current appropriations for the 2006 Special Extended Sales Tax Fund total \$145,494,000. There is a current appropriation balance of \$125,000.

2014 Sales Tax

July expenditures totaled \$1,800,000, of which \$902,000 was spent on the Art Street Rehab & Citywide project. Encumbrances and commitments total \$67,860,000. Current appropriations for the 2006 Special Extended Sales Tax Fund total \$567,378,000. There is a current appropriation balance of \$164,639,000.

2016 Sales Tax

July expenditures totaled \$3,537,000, of which \$1,858,000 was spent on the Transfer to TPFA 2017 project. Encumbrances and commitments total \$22,454,000. Current appropriations for the 2006 Special Extended Sales Tax Fund total \$192,472,000. There is a current appropriation balance of \$83,584,000.

2016 Revenue Bond

July expenditures totaled \$9,723,000, of which \$7,741,000 was spent on the Discovery Lab Site project. Encumbrances and commitments total \$101,953,000. Current appropriations for the 2006 Special Extended Sales Tax Fund total \$350,600,000. There is a current appropriation balance of \$52,011,000.

2020 Sales Tax

July expenditures totaled \$940,000, of which \$940,000 was spent on the Capital Equipment project. Encumbrances and commitments total \$100,000. Current appropriations for the 2006 Special Extended Sales Tax Fund total \$33,418,000. There is a current appropriation balance of \$32,344,000.

2020 General Obligation Bonds

July expenditures totaled \$760,000, of which \$130,000 was spent on the Maintenance Zone 7048 project. Encumbrances and commitments total \$5,261,000. Current appropriations for the 2006 Special Extended Sales Tax Fund total \$17,500,000. There is a current appropriation balance of \$9,195,000.

2014 General Obligation Bonds

July expenditures totaled \$5,436,000, of which \$1,263,000 was spent on the Maintenance Zone 7040 project. Encumbrances and commitments total \$32,932,000. Current appropriations for the 2006 Special Extended Sales Tax Fund total \$277,500,000. There is a current appropriation balance of \$64,378,000.

2008 General Obligation Bonds

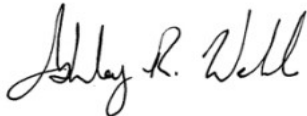
July expenditures totaled \$1,000, of which \$245,000 was spent on the Citywide Nonarterial Reh&Re project. Encumbrances and commitments total \$13,952,000. Current appropriations for the 2006 Special Extended Sales Tax Fund total \$230,055,000. There is a current appropriation balance of \$6,997,000.

2005 General Obligation Bonds

July expenditures totaled \$, of which there were no expenditures in July. Encumbrances and commitments total \$755,000. Current appropriations for the 2006 Special Extended Sales Tax Fund total \$74,919,000. There is a current appropriation balance of \$160,000.

Respectfully submitted,

Ashley Webb, Chair



Attachments

cc: James Wagner
Keith Eldridge
Gary Hamer



FINANCIAL REPORT TO CITY COUNCIL

Wednesday, September 1, 2021

I. Financial Report

Revenue: 2016 Vision 0.305 Percent and 2022 Sales Tax 0.45 Percent Sales Tax Funds

	Fiscal Year to Date		
	August	Thru August	Actual vs Budget
Actual	\$ 9,359,983	\$ 18,514,485	\$ 850,218
Adopted Budget - Current Year	8,894,126	17,664,267	465,857

Expenditures

Fund	July	Fiscal Year to Date
		Thru July
409 - 2022 Sales Tax	\$ 1,879,630	\$ 1,879,630
4001, 4003-4004 - Tulsa Vision Rev Bonds	19,445,749	19,445,749
4000 - Tulsa Vision Sales Tax	7,074,051	7,074,051
405 - 2014 Sales Tax	3,600,740	3,600,740
404 - 2008 Streets Temporary Sales Tax	-	-
402 - 2006 Special Extended Sales Tax	690	690

II. Expenditures in Other Funds

Fund	July	Fiscal Year to Date
		Thru July
401 - 2001 Sales Tax	0	0
428 - 2020 GO Bond	1,519,244	6,053,887
427 - 2014 GO Bond	10,872,564	65,993,775
426 - 2008 GO Bond	2,696	3,190,238
425 - 2005 GO Bond	0	388,587
TOTAL \$	12,394,505	\$ 75,626,488

III. Items for the City Council's Attention

- A. Monthly Financial Reports
- B. STOC Committee and Subcommittee Minutes and Reports

IV. Attachments

- A. Attendance Record for the last 12 months
- B. STOC Committee and Subcommittee Minutes and Reports

Respectfully submitted,

Ashley R. Webb, Chair

Attachments

cc: James Wagner
 Keith Eldridge
 Gary Hamer

MAJOR CAPITAL IMPROVEMENTS CONSTRUCTION FUNDS SUMMARY

As of July, 2021

	CURRENT		EXPENDITURES		ENCUMBERED		PERCENT	BALANCE
	APPROPRIATIONS		Current Month	To Date	COMMITTED			
Fund 401 and Fund 403								
2001 Third Penny Sales Tax and 2006 Advance Funded Sales Tax	\$ 112,418,465	\$ -	\$ 112,389,271	\$ 14,589	100%	\$ 14,605		
Fund 402								
2006 Third Penny Sales Tax Extension	\$ 271,344,933	\$ 345	\$ 257,322,894	\$ 3,661,560	96%	\$ 10,360,479		
Fund 404								
2008 Sales Tax Special Temporary Streets Fund	\$ 145,493,500	\$ -	\$ 145,187,657	\$ 180,862	100%	\$ 124,981		
Fund 405								
2014 Sales Tax Fund	\$ 567,377,764	\$ 1,800,370	\$ 334,879,599	\$ 67,859,533	71%	\$ 164,638,632		
Fund 406: 4000								
2016 Sales Tax Fund	\$ 192,471,770	\$ 3,537,026	\$ 86,434,077	\$ 22,453,936	57%	\$ 83,583,757		
Fund 406: 4001, 4003, 4004								
2016 Revenue Bond Fund	\$ 350,600,000	\$ 9,722,874	\$ 196,636,094	\$ 101,953,033	85%	\$ 52,010,873		
Fund 409								
2020 Sales Tax Fund	\$ 33,417,778	\$ 939,815	\$ 973,409	\$ 100,431	3%	\$ 32,343,938		
Fund 428								
2020 General Obligation Bonds	\$ 17,500,000	\$ 759,622	\$ 3,043,684	\$ 5,261,268	47%	\$ 9,195,048		
Fund 427								
2014 General Obligation Bonds	\$ 277,500,000	\$ 5,436,282	\$ 180,189,851	\$ 32,932,364	77%	\$ 64,377,785		
Funds 426								
2008 General Obligation Bonds	\$ 230,054,937	\$ 1,348	\$ 209,106,106	\$ 13,951,909	97%	\$ 6,996,921		
Funds 425								
2005 General Obligation Bonds	\$ 74,919,257	\$ -	\$ 74,004,600	\$ 754,594	100%	\$ 160,063		
Fund 740: 7401-7408								
TMUA--Water Capital Fund	\$ 398,514,697	\$ 953,898	\$ 286,437,162	\$ 39,669,879	82%	\$ 72,407,656		
Funds 750: 7501-7520								
TMUA-Sanitary Sewer Capital Funds	\$ 528,310,375	\$ 2,126,062	\$ 370,355,509	\$ 63,362,407	82%	\$ 94,592,459		

STOC

Sales Tax Overview Committee

MINUTES
Sales Tax Overview Committee Meeting
July 27, 2021, 8:00 a.m.
175 E 2nd St, 10-North

The Sales Tax Overview Committee met for the regular monthly meeting at 8:00 a.m. on July 27, 2021.

I. Call to Order

Chair Ashley Webb called the meeting to order at 8:01 a.m.

The following members were present:

Pamela Amburgy	Rhonda Hinrichs
Janae Bradford	Linda Jenkins
Ellouise Cochrane	Paul McTighe
Scott Grizzle	Kathy Sebert
Jonathan Hall	Ashley Webb

The following members were not present:

Marcia Bruno-Todd	Alex Gomez	Mareo Johnson	Renee Plocek
Jeff Covington	Jesse Guardiola	Steve King	Sylvia Powell
Steven Watts			

Also present:

Gary Hamer	Jarrood Moore	Anne Boyd	Mary Kell
------------	---------------	-----------	-----------

II. Approval of Minutes

Minutes for the June meeting were tabled, no quorum was reached.

III. Chair's Report

Ashley Webb presented the Chair's Report to Council. He said Mareo Johnson presented the report to the Council and it went well. There were no discussions or questions.

STOC

Sales Tax Overview Committee

IV. Committee Reports

A. Vision

Jeff Stava reported on the Pedestrian Bridge project. He reported that the project was in budget and on schedule. They started demolition of the old bridge the end of May. Work has begun on the new piers, which will go to bedrock. It should take about two and a half months to dig the piers and around 45 days later work should be visible above ground. Brooke Caviness reported on the Dam. She reported that work on the west bank should be completed in October of 2021 then will flip to the east bank. Moving from the west to the east will need to be coordinated with the work happening on the Bridge. Completion of the Dam is expected in the summer of 2023. There were no other questions or discussions, and the report was accepted.

B. Public Safety

Ashley Webb gave the report. Work on the ADA Transition plan for Centennial, Hicks, and Reed Parks is underway. 95 percent plans for the Hill Rec Center are under review. The contractor is working on the PAC roof replacement. 49 of the 93 Police Utility Interceptors ordered have been received. 19 have been deployed to patrol, the remainder are in the radio shop for outfitting. There were no other questions or discussions, and the report was accepted.

C. Parks

Ashley Webb gave the report. The finish on the equipment for Patrick and Plaza Parks was incorrect type. It does not affect the use of the equipment but does affect the warranty. The equipment will be returned to the manufacturer after the summer play season to be redone with the correct finish that will allow the 25-year warranty. This is to be done at no cost to the City. The pool at Reed Park is under reconstruction and due to be completed in time for the 2022 swim season. There were no further questions or comments, and the report was accepted.

D. Transportation

Ashley Webb gave the report. Memorial from 11th to 31st is about 88 percent complete. Memorial from 81st to the Creek Turnpike is about 86 percent complete, ODOT is running this project. Yale from 81st to 91st will start in September or October of 2021. At some point the road will be entirely closed for around 120 days. It has been determined that to stay in budget on the Crow Creek bridge project, Peoria will need to be closed completely at the bridge project.

E. Financial

The July collections were \$9.15M which is about 11.6 percent over budget. Current sales tax collections are about 11.6 percent ahead of budget for the year to date.

STOC

Sales Tax Overview Committee

V. Unfinished Business

VI. New Business

A. Chair Report Presenters

Date	Presenter	Backup
Aug 4	Marica Bruno-Todd	Janae Bradford
Sep 1	Kathy Sebert	Ashley Webb

10/6, 11/3, 12/1

VII. Adjournment

The meeting was adjourned at 8:57 a.m.

(Because of the cyber-attack, signatures of the officers are not available digitally)

Submitted by A. Boyd:

Anne M. Boyd

Sales Tax Overview Committee

STOC

SALES TAX OVERVIEW COMMITTEE

12-Month Attendance Record

Aug-21

Member	Expires	District	Jan-21	Feb-21	Mar-21	Apr-21	May-21	Jun-21	Jul-21	Aug-21	Sep-20	Oct-20	Nov-20	Dec-20	# Attended	# Possible	Comments
Hinrichs, Rhonda	Dec-22	1	P	A	A	C	P	P	P	A	P	A	A	A	5 of 11		
Jenkins, Linda (Vice-Chair)	Dec-24	1	P	P	P	C	P	P	P	P	P	P	P	A	10 of 11		
McTighe Jr., Paul	Dec-22	2	P	P	A	C	P	P	P	P	P	P	P	P	10 of 11		
Powell, Sylvia	Dec-24	2	A	A	A	C	A	A	A	A	A	P	A	A	1 of 11		
O'Brien, Karen (Secretary)	Dec-22	3	P	P	P	C	A	A	A	NM	NM	NM	NM	NM	3 of 6		resigned in July 2021
Plocek, Renee	Dec-24	3	P	A	A	C	A	A	A	A	A	A	A	A	1 of 11		
Blatt, David	Dec-22	4	P	P	A	C	NM	NM	NM	NM	NM	NM	NM	NM	2 of 3		
Webb, Ashley (Chair)	Dec-24	4	P	P	P	C	P	P	P	A	P	P	P	P	10 of 11		
Sebert, Kathy	Dec-22	5	P	P	P	C	P	P	P	P	P	P	P	A	10 of 11		
Covington, Jeff	Dec-24	5	A	A	A	C	P	P	A	P	P	A	A	A	4 of 11		D.Tannehill Jan-Apr 2021
Guardiola, Jesse	Dec-22	6	P	A	P	C	A	A	A	A	P	OT	P	P	5 of 11		
Gomez, Alex	Dec-20	6	A	A	A	C	A	A	A	A	A	A	A	A	0 of 11		
Cochrane, Ellouise	Dec-22	7	P	P	P	C	P	P	P	P	P	A	P	P	10 of 11		
Bradford, Janae	Dec-24	7	P	P	P	C	P	A	P	P	P	P	P	P	10 of 11		
Hall, Jonathan	Dec-22	8	P	P	P	C	A	A	P	P	P	P	P	P	9 of 11		
King, Steve	Dec-24	8	P	P	P	C	P	P	A	P	P	P	P	P	10 of 11		
Grizzle, Scott	Dec-22	9	P	P	P	C	P	P	P	P	P	P	P	A	10 of 11		
Watts, Steven	Dec-24	9	P	P	P	C	P	A	A	P	A	P	A	A	6 of 11		
Amburgy, Pamela	Dec-22	M	P	P	P	C	P	P	P	P	P	P	P	A	10 of 11		
Burno-Todd, Marcia	Dec-24	M	P	A	A	C	P	A	A	A	P	P	P	A	5 of 11		
Johnson, Mareo	Dec-22	M	P	P	P	C	P	P	A	A	P	P	P	A	8 of 11		
Members Present			18	14	13	0	14	11	10	11	15	13	13	7			

A = ABSENT
 P = PRESENT
 NM = NO MEMBER APPOINTED
 OC = OUT OF COUNTRY
 OT = OUT OF TOWN on Business

C = NO MEETINGS HELD DUE TO COVID 19

Prepared by City of Tulsa
 Department of Finance
 Budget & Planning Division
 Capital Planning Section

Tulsa Economic Development Project

Attendees:

Linda Jenkins
Steve King
Kathy Sebert
Janae Bradford
Ellouise Cochrane
Mareo Johnson

DATE: September 20, 2021
TO: STOC Committee
FROM: Mary Kell, AIA, Engineering Services Department
SUBJECT: VISION TULSA STOC PROJECT UPDATES

Projects list

- | | | |
|-----|----------|--|
| 1. | 170000 | Zink Dam |
| 2. | 147200 | Arkansas River Pedestrian Bridge |
| 3. | 170020 | New Trail East Bank Cousins |
| 4. | 170025 | 23rd & Jackson Redevelopment |
| 5. | 170030 | Gilcrease Museum |
| 6. | 170035 | Cox Business Center Renovation |
| 7. | 170040 | Tulsa Fairgrounds |
| 8. | 170045.2 | Airport Infrastructure – Navistar |
| 9. | 170045.2 | Airport Infrastructure – Spirit |
| 10. | 170045.4 | Airport Infrastructure – American Airlines |
| 11. | 170050 | Tulsa Zoo Elephant Exhibit |
| 12. | 170055 | Langston Healthcare |
| 13. | 170060 | BMX National Headquarters |
| 14. | 170065 | South Mingo Corridor |
| 15. | 170070 | Public Schools Safety First Initiative |
| 16. | 170080 | Citywide: Commercial Revitalization |
| 17. | 170080 | Citywide: Route 66 |
| 18. | 170085 | Peoria-Mohawk Business Park |
| 19. | 170100 | Air National Guard MTC |
| 20. | 170125 | McCullough Park |
| 21. | 170130 | Mohawk Sports Complex |
| 22. | 170135 | GO Plan Bike Ped Master Plan |
| 23. | 170140 | Route 66 Train Depot |
| 24. | 170145 | Tulsa Arts Commission |

Completed Projects

170035	Cox Arena District	January 2019
170045.1	Airport Infrastructure – AA Tail Slot	January 2019
170095	Community Health East Clinic	April 2020
170110	North Peoria Connection, 56 th Street To Mohawk	March 2020
170115	TCC Career Placement	August 2019
170155	PAC Master Plan	June 2021

1, No. 170000

Project Name: Zink Dam
 Representative: Brooke Caviness, COT
 Total Funding: \$54,673,411.53
 Available Funding: \$54,673,411.53
 Design Firm(s): CH2M Hill, HISINC, LLC
 Contractor: Crossland Construction Company
 Start Date: 10.18.2020
 Anticipated Completion: July 2023

- Construction **31.4%** billed, **37.3%** time as of 08.31.2021
- 408 permit for pedestrian bridge issued 05.14.2021
- Concrete placements are being made for overnight and early morning to control curing temperatures
- Boulders for the east bank are being delivered. Mock-ups continue for review and approval with MVVA.
- Final gate for west installation due 10.18.21
- **Compressor building work ongoing – MEP rough in, overhead door install 09.15.21**

2. Project No. 147200

Project Name: Arkansas River Pedestrian Bridge
 Representative: Jeff Stava, RPA/TGP and Brooke Caviness, COT
 Total Funding: \$27,400,000.00
 Available Funding: \$27,400,000.00
 Design Firm(s): SBP, MVVA, GKFF, and River Parks
 Contractor: Crossland Construction Company
 Start Date: 05.14.2021
 Anticipated Completion: Spring 2023

- Tier III Funding - \$4 million in funding and donations committed
- 404 and 408 permits issued 05.14.2021
- Demolition of west half of bridge complete 06.25.2021
- Abutments and piers on west side of bridge are being drilled and constructed.
- Steel delivery scheduled for **mid-October** (all steel was ordered and acquired prior to price escalations)
- **Abutments and piers on west side of bridge are being drilled and constructed**

3. Project No. 170020

Project Name: New Trail East Bank 101st to Cousins Park
 Representative: Doug Helt, COT
 Total Funding: \$ 4,000,000.00
 Available Funding: \$ 600,000.00
 Design Firm(s): LandPlan Consultants, Inc (LPCI)
 Contractor: TBD
 Start Date: TBD



- Conceptual design completed 02.16.2018 (\$68,454.00)
- Conceptual cost estimate for trail \$10.2 million, with time value at 3% for 13 years - \$15.0 million
- Cost estimate with land is \$26 million
- TAP (Transportation Alternative Program) grant awarded March 2021 through INCOG to fund design (\$133,991.00) for Riverside Drive (Vensel Creek to south of Creek Turnpike)
- Timeline on federal funding through INCOG to be determined. **10.01.2021 is earliest**

4. Project No. 170025

Project Name: 23rd & Jackson Redevelopment Site – Relocation Study Design and Acquisition
 Representative: Marsha Hinds, COT
 Total Funding: \$1,000,000.00
 Available Funding: \$1,000,000.00
 Design Firm(s): Cyntergy

- Scope includes planning, design work and partial acquisition costs to relocate Public Works, update master plan site at Harvard and Mohawk, appraise and acquire operation yard location.
- Draft report submitted to Administration, February 2020
- Acquisition of 2 parcels – Tulsa County Yard on North Harvard - \$320K (Vision funding), 56th & Garnett - \$1.46 million (water enterprise funds) – closing for both 08.30.2020
- Traffic Engineering is now occupying County site on North Harvard Avenue
- **Amendment** with consultant in process
 - Will include development of a phased transition plan for Water Distribution to move to 56th & Garnett site, and review of the Pine Street site as a possible location for Water Distribution.
 - **On hold for Mayor’s staff review of original report**

5. Project No. 170030

Project Name: Gilcrease Museum
 Representative: Susan Neal, Gilcrease, Mary Kell, COT
 Total Funding: \$83,600,000.00
 Available Funding: \$65,000,000.00
 Design Firm(s): Smith Group, 1 Architecture; Gallagher & Associates
 Construction Manager: Flintco, LLC
 Start Date: TBD
 Scheduled Completion: 11.30.2024
 Anticipated Completion: 11.30.2024

- Private fundraising to occur - \$10 million raised to date for construction and design
- Mayor’s Task Force meeting held 08.18.2021, **next is 10.21.21**
- Page-turn review meeting of 50% DD held 07.22.2021 with Museum, architectural and exhibits design, CM and City
- 50% DD (Design Development) set received 06.23.2021 revised costs estimates from CM and Smith Group received 08.05.21.



- **Value Engineering processes underway. \$11.2 million over budget. \$5.5 million proposed in possible reductions for review.**
- **Abatement and Demolition bids to open 10.12.21**

6. Project No. 170035

Project Name: Cox Business Convention Center
 Representative: Mary Kell, COT
 Total Funding: \$ 54,500,000.00
 Available Funding: \$ 54,500,000.00
 Design Firm(s): Matrix Architects, Engineers and Planners, Inc., FFTT
 Construction Manager: Tulsa Vision Builders
 Start Date: 07.01.2018

Completion: 06.30.2020

- Public art “Highlight” **art photography and signage provided, closeouts to follow**
- Concrete cracking issues – working on solution for repair
- **Additional information received 08.17.21 is under review by TVB, Matrix, Cantera (Concrete subcontractor) and City.**

7. Project No. 170040

Project Name: Tulsa Fairgrounds
 Representative: Amanda Blair, EXPO
 Total Funding: \$ 30,000,000.00
 Available Funding: \$ 30,000,000.00
 Design Firm(s): GH2 Architects
 Construction Manager: Crossland Construction Company, Inc.
 Start Date: 03.03.2021 (Golden Driller Plaza)
 Scheduled Completion: 09.06.2021
 Anticipated Completion: 09.06.2021

- Golden Driller plaza:
- **Grand Opening held 09.16.21, at 2:00 pm.**
- **New storefront and canopy soffit ceiling will be installed Fall 2021; delay caused by national supply chain issues; items will not arrive before Tulsa State Fair.**
- **Curved bench focal point delivered incorrect, will be updated after the Fair**
- **Punch list being developed and will be executed over next few weeks.**
- **Project is mostly complete pending items above.**

8. Project No. 170045

Project Name: Airport Infrastructure AFP3 - Navistar
 Representative: Max Wells, COT
 Total Funding: \$ 4,000,000.00
 Available Funding: \$ 4,000,000.00
 Design Firm(s): Cyntergy
 Contractor: S.E. Tulsa Construction Inc.
 Start Date: 09.29.2020
 Completion: 05.31.2021



- Scope includes prioritized electrical upgrades
- Project complete, **Final Pay application being processed**

9. Project No. 170045

Project Name: Airport Infrastructure - Spirit
 Representative: Max Wells, COT
 Total Funding: \$ 5,000,000.00
 Available Funding: \$ 5,000,000.00
 Design Firm(s): Poe
 Contractor: Becco
 Start Date: 07.20.2021
 Anticipated Completion: TBD

- Paving Phases 1 and 2 (Areas 1,2 ,3 4, 5, 6A & 6A, and 9) completed 12.31.2020
- Amendment to expense remaining \$1.5 M in funds executed 04.21.2021
- Asphalt rehab work started 07.20.21
- Asphalt rehab work: Becco has 50% striping completed
- **South parking area had a subbase failure, additional stable material base needed costing approximately \$450K before new material could be placed.**
- Approximately **\$300K** remaining in budget for Fire Line extension, (**reduced amount due to adding additional stable base for south parking area**).

10. Project No. 170045

Project Name: Airport Infrastructure – AA (American Airlines)
 Representative: Mary Kell, COT
 Total Funding: \$ 14,500,000.00
 Available Funding: \$ 14,500,000.00
 Design Firm(s): FSB, Allana Buick & Bers Inc.
 Contractor (s): The Ross Group Corp
 Start Date: 12.02.2020
 Anticipated Completion: TBD

- Agreement with list of projects signed by Mayor 12.02.2020
- Projects:
 - Tail Slot: \$2,122,396.00 completed 01.08.2019
 - Hangar 80 Re-Skin: \$1,500,000.00 **89%** billed
 - AAERO APU: \$1,949,000.00 49.4% billed
 - Master Plan \$ 575,000.00 **45.1%** billed
 - Plating Shop Roof, MAU \$2,400,000.00 **9.2%** billed
 - CUP Cooling Tower & Hangar 6 Cooling Tower \$ **5,821,000.00** **73.6%** billed

Total billed: **\$9,486,880.95 – overall 67.4%**

11. Project No. 170050

Project Name: Tulsa Zoo Elephant Exhibit
 Representative: Lindsay Hutchinson, TZMI, Gary Schellhorn, COT
 Total Funding: \$ 25,000,000.00
 Available Funding: \$ 20,000,000.00
 Design Firm(s): Selser Schaefer Architects
 Construction Manager: Nabholz Construction
 Start Date: TBD
 Scheduled Completion: TBD
 Anticipated Completion: TBD

- 65% redesigned plans received 07.15.2021. **Plans reviewed and approved.**
- **Construction Documents phase began 09.09.2021**
- Early earthwork package **has been** prepared to bid and perform earth moving / stabilization during dry months. **The earthwork mylars have been received and are being routed for City signatures.** Remaining design will be completed with the earthwork is being performed.
- Building design changed to tilt up concrete
- Project is \$5.6 million over City funds. Zoo will be covering all funds above City Vision Tulsa budget.

12. Project No. 170055

Project Name: Langston Healthcare Professions Complex
 Representative: Phil Thomas, OSU-LRFP
 Total Funding: \$ 16,250,000.00
 Available Funding: \$ 16,250,000.00
 Design Firm(s): Beck
 Construction Manager: Flintco, LLC
 Start Date: 06.01.2020
 Scheduled Completion: 11.30.2021
 Anticipated Completion: 11.30.2021

- OSU- LRFP (Long Range Facilities Planning) providing project oversight
- OAC (owner Architect Contractor) calls set up every 2 weeks as of 06.05.2020
- Jobsite camera: <https://ibeamsystems.com/camera/langstonuniversityproject>
- Overall construction – **85 % complete, 80% billed**
- Roofing is 95% complete
- Storefront and finishing is 95% complete
- Masonry veneer **95%** complete
- **Flooring, millwork, final paint, doors & hardware have begun**
- **Exterior sitework ongoing**

13. Project No. 170060

Project Name: BMX National Headquarters
 Representative: Shane Fernandez, BMX, Mary Kell, COT
 Total Funding: \$ 23,000,000.00
 Available Funding: \$ 23,000,000.00
 Design Firm(s): Todd Architecture Group
 Construction Manager: Nabholz Construction

Start Date: 06.01.2020
Scheduled Completion: 12.09.2021
Anticipated Completion: 12.09.2021

- Funding - Vision (\$15 M), TPA (\$2 M), Hardesty (\$1.5 M), UCAT Vision (\$3.6 M) EDIF (\$900 K) = \$23 M total
- Overall construction **70% billed, 80% time**
- Artist installation foundations started 06.14.2021, ribbons and stairs **95%**
- Site concrete **80%**, fencing, **50%**
- **8-meter and 3-meter start hills scaffolding structures started 09.07.21**
- HQ (Headquarters) building: masonry complete, exterior glass 95%, permanent power connected. Ceiling install started, **glass and glazing and painting ongoing**
- Olympic training facility (BMX Racing & BMX Freestyle) requirements are being evaluated against current budget. Priority improvements include 2nd floor workout area / gym. Lockers with showers, track upgrade and RV facilities.
- **Completion date will extend until Spring 2022 due to lead times to procure contingency item materials.**

14. Project No. 170065

Project Name: South Mingo Corridor
Representative: Patty Parks, COT
Total Funding: \$ 15,000,000.00
Available Funding: \$ 15,000,000.00
Design Firm(s): Benham Design, LLC, Garver, Poe
Contractor: APAC Oklahoma
Start Date: 08.19.2019 (First Phase, 71st to 81st on Mingo)
Scheduled Completion: 10.27.2020
Anticipated Completion: **October 2021**

- First Phase: 71st to 81st on Mingo (Project 170065)
- Benham Design is consultant
- Construction 90% billed.
- Substantial completion 08.17.21. All lanes open 1st week of August.
- **Highland Park: No work on channel. Fence to be constructed by mid-October**
- **Punchlist developed. Contractor working on corrections.**
- Second Phase: 91st from Mingo to Memorial (Project 170065-A)
- Garver is consultant
- Preliminary plans submitted December 2020, final plans pending
- Environmental investigations on 91st street are ongoing in support of anticipated 404 permit application, to be submitted with final plans
- Letters were mailed to residents that archaeologists, biologists, engineers, surveyors, and other personnel will be visiting the site for various environmental issues and setting project limits.
- **Right-of-way has been submitted to City**
- Construction funding in Improve Our Tulsa 2 - \$10.7 million
- Third Phase: 81st to 91 on Mingo
- Poe is consultant
- Estimated construction cost is \$ 9 M, does not include ROW or utilities



- Contract fulfilled at 60% plans; contract complete 09.01.2020
- Construction funding in 2026 (earliest). Design to be completed at a later date.

15. Project No. 170070

Project Name: Public Schools Safety First Initiative
 Representative: Brent Stout, COT
 Total Funding: \$ 14,500,000.00
 Available Funding: \$ 14,500,000.00
 Design Firm(s): Lee Engineering, LLC
 Contractor: TBD
 Start Date: TBD
 Scheduled Completion: TBD

- Bid package 1, 2 and 3 – complete
- Bid package 4
 - Project consists of signing, pavement marking, sidewalks, drainage improvements, pavement, lighting, and traffic signal improvements at Priority 3, 4, and 5 schools.
 - Plans also include bus shelter construction at Priority 1-5 schools.
 - **Mylar revisions returned for City routing 09.07.21**
 - ROW documents and acquisition in process
 - Rights of entries have been approved by TPS and have been returned to Engineering Services week of 07.12.2021.
 - Once ROW acquisitions are complete, project will go out to bid, early Fall 2021 projected

16. Project No. 170080

Project Name: Citywide Beautification and Reinvestment
 Representative: Wyatt Donnelly-Landolt, COT
 Total Funding: \$ 3,600,000.00
 Available Funding: \$ 3,600,000.00
 Design Firm(s): Place Dynamics, Inc, Belo+Company

- Retail Market Study by Place Dynamic, Inc. (\$125K) completed January 2019
- Retail Market Study will inform use of Commercial Revitalization fund, as well as assist Route 66 Commission in targeting Route 66 funds
- Project 1: \$100K – Belo+Company (formerly Cubic) media strategy consultant
- Marketing campaign concepts were presented December 2020, branding and design may alter after transition to TAEO
- Launch of a \$300K marketing campaign **paused until TAEO marketing and branding efforts are complete.**
- Project 2: \$1.1 million from Commercial Revitalization used to seed Business Resilience and Recovery Fund, reimbursement from CARES act dollars is expected to fully fund the Commercial Revitalization Strategy.
- All funds disbursed
- City has received \$309,418.17 as of 07.31.21 in repayments
- Project 3: \$1.5 million BRT (Bus Rapid Transit) Revolving Loan Fund
- TEDC is evaluating projects for program and providing low to zero interest loans



- **Project 4:** \$150K (3 years x \$50K) 4 Destination Districts – INCOG administering: Greenwood, Route 66, Kendall Whittier and International District (21st & Garnett area).

17. Project No. 170080

Project Name: Route 66 Beautification & Reinvestment
 Representative: Dennis Whitaker, INCOG
 Total Funding: \$ 3,700,000.00
 Available Funding: \$ 3,700,000.00
 Design Firm(s): INCOG staff

- Route 66 Commission and Tulsa Planning Office (INCOG) staff providing oversight
- Retail Market Study informed targeted funding uses on corridor
- Uses include: marketing, wayfinding, façade grants, neon sign grants and project maintenance
- 41 neon sign grants in various stages of contracting, permitting, fabrication and installation
- Total for neon signs: \$546k total costs, \$247k total grants
- “Shop Saturday” monthly event
- Color ad appears in Tulsa World showing 2 alignments, 8 districts, location of neon signs and historic markers
- **No change**

18. Project No. 170085

Project Name: Peoria-Mohawk Business Park
 Representative: Josh Miller, GKFF, Michelle Barnett, COT
 Total Funding: \$ 10,000,000.00
 Available Funding: \$ 10,000,000.00
 Design Firm(s): Cedar Creek (no Vision funding)
 Contractor: Crossland Heavy

Start Date: 10.22.2020 (Bid package 3)
 Scheduled Completion: 10.31.2021
 Anticipated Completion: 10.31.2021

- Bid package 1 – mass grading with earth change permit – completed 04.30.2020
- Bid package 2 – public road and site utilities – completed 09.30.2020
- Bid package 3 – scope is water line, paving, storm and sidewalks / trail for Mohawk Blvd and the Utica cul-de-sac off 36th street North
- **Work remaining is driveway and sidewalk. 30-inch waterline must be lowered for this work**
- **Water demand is preventing shutting off the line for relocation. Anticipated later September before waterline work can start.**

19. Project No. 170100

Project Name: Air National Guard 138FW MTC (Mission Training Center)
 Representative: Mary Kell, COT
 Total Funding: \$ 9,400,000.00
 Available Funding: \$ 9,400,000.00



MEMORANDUM ENGINEERING SERVICES DEPARTMENT

Design Firm(s): LWPB Architects
Construction Manager: Crossland Construction Company, Inc.
Start Date: 07.01.2018
Scheduled Completion: 07.01.2020 (Building operational)
Completion: 01.31.2021

- Final pay for Crossland paid 06.02.21
- Approval from Arts Commission on type of art contract to use for this contract received on 06.14.2021 Arts Commission Board meeting
- **Contract with artist as well as MOU with TASM underway**

20. Project No. 170125

Project Name: McCullough Site Improvements
Representative: Gary Schellhorn, COT
Total Funding: \$ 3,600,000.00
Available Funding: \$ 3,600,000.00
Design Firm(s): LandPlan Design Consultants
Contractor: **Voy Construction**
Start Date: TBD
Scheduled Completion: TBD
Anticipated Completion: TBD

- BOA (Board of Adjustment) approved updated site plan 05.25.2021
- Bids opened 08.21.21
- **Bid awarded to Voy Construction with total low bid of \$2,943,093.11. Construction contract is being processed**

21. Project No. 170130

Project Name: Mohawk Sports Complex
Representative: Gary Schellhorn, COT
Total Funding: \$ 3,500,000.00
Available Funding: \$ 3,500,000.00
Design Firm(s): Benham Design, LLC
Contractor: Daris Contractors, LLC
Start Date: 01.23.2019
Scheduled Completion: 12.31.2020
Anticipated Completion: 05.31.2021

- Project is operational as of December 2020
- **Contractor to provide final closeouts**

22. Project No. 170135

Project Name: GO Plan - Bike/Ped Priority Striping
Representative: Doug Helt, COT
Total Funding: \$ 3,125,000.00

Available Funding: \$ 3,125,000.00
 Design Firm(s): City staff
 Contractor: Grade Line
 Start Date: 03.01.2019
 Scheduled Completion: 08.01.2021
 Completion: 08.01.2021

- Group 1A - construction completed 12.31.2019 (IOT 312K)
- Group 1B - construction completed 07.31.2020 (IOT \$1.4 M)
- Group 2 – Construction completed 04.15.2021 (IOT \$200K / Vision \$2.1 M)
 - Striping revisions to Pine Street upcoming with Citywide contractor
 - **Removal of striping complete – MLK to Peoria & Lewis to Harvard**
 - **New 4 lane stripe wrapping up – MLK to Peoria, next new 4 lane is Lewis to Harvard**
 - **Peoria to Lewis & Harvard to Yale to be started after Lewis to Harvard**
 - **Covid quarantine issues has slowed progress**
- Group 3 – Construction 95% (IOT \$525K / Vision \$970 K)
 - Revisions between Peoria and Quincy on 6th upcoming – application to do this revision work sent to Streets and Stormwater 06.24.2021
- Group 4 – Funds moved to repair Osage Trail bridge over Flatrock Creek due to vandalism

23. Project No. 170140

Project Name: Route 66 Village Train Depot
 Representative: Marsha Hinds, COT
 Total Funding: \$ 3,000,000.00
 Available Funding: \$ 3,000,000.00
 Design Firm(s): Keith D. Robertson, Architect
 Contractor: VOY Construction
 Start Date: 06.01.2020
 Scheduled Completion: 10.31.2021
 Completion: 10.31.2021

- Project is **81%** billed
- **Waterline currently conflicts with AT&T duct bank; waterline to be constructed in the roadway with Citywide infrastructure contractor assist.**
- **Ribbon cutting scheduled for 10.22.21, 1:00 pm**

24. Project No. 170145

Project Name: Tulsa Arts Commission
 Representative: Amy Ulmer, INCOG
 Total Funding: \$ 2,250,000.00
 Available Funding: \$ 750,000.00

- 1st round of artist grants totaling \$300K, 29 agreements signed by Mayor 09.02.2020
- 2nd round of grants totaling \$300K, 33 agreements recommended to Arts Commission at 02.15.2021 meeting
- Arts Commission **submitted** the next program / round of grants to Council **07.31.21**.

Public Safety and Economic Development

Attendees:

Kathy Sebert
Janae Bradford
Linda Jenkins
Ellouise Cochrane
Steve King
Ashley Webb
Paul McTighe

**Report
To
Sales Tax Overview Committee
On
Public Safety, Urban Development
and Equipment**

TO: Public Safety, Urban Development and Equipment Subcommittee
Sales Tax Overview Committee

SUBMITTED BY: Marsha Hinds, Lead Engineer
Special Projects Design, Engineering Services Department

DATE: **September 9, 2021**

The status of projects managed by the Special Projects Design section of the Engineering Services Department as of **September 9, 2021**, is as follows:

2006 Sales Tax (6009)

Project No. SP 17-1

Budget: \$5,300,000.00

Project Description: Fire Station #33.

A New 4-Bay Fire Station located at E. 41st Street and S. 134th East Ave

Consultant: Kirkpatrick Architecture Studio

Contractor: Voy Construction

Status: Retaining wall, grading and piers complete. Ready to place first 2 manholes. Irrigation sleeves have been placed. Grade Beams complete. Building Slab Complete, generator pad formwork placed awaiting concrete pour.

Project No. 067520 and 040430-7, Route 66 Xperience, TAC 1011

Budget \$5,000,000

Project Description: Interactive Route 66 Interpretive Center located at the northeast corner of Riverside Drive and Southwest Blvd.

Status: This project is now under the Mayor's office purview.

Project No. 065100, Contract 32, Misc. Electrical / Mechanical Services Citywide

Consultant: Cyntergy

Status: New \$25K agreement executed.

Project No. 065100, Contract 31, Misc. Structural Engineering Services Citywide

Consultant: Wallace Engineering – Structural Consultants, Inc.

Status: The consultant is providing services as requested by the City.

**Used \$441.5K out of the \$456.5K agreement.
Preparing an Amendment for additional fees.**

2014 Improve Our Tulsa (6014)

Project No. 145100, ADA Transition Plan – Building

Project Description: Improve accessibility for disabled citizens at various identified City facilities by improving to Americans with Disabilities Act (ADA) standards.

The 2016 Transition Plan Study included the following sites:

Municipal / Police Courts

BOK Center

Tulsa City Hall

23rd and Jackson Facilities

Tulsa Zoo, and Nature Center

Maxwell Convention Center = The Maxwell Convention Center items were taken care of in the Vision Tulsa Cox Business Center project.

Animal Shelter = The Animal Shelter items will be taken care of in the Improve Our Tulsa Animal Shelter expansion project.

Performing Arts Center = Performing Arts Center items were taken care of in the Improve Our Tulsa PAC renovations project.

Gilcrease Museum = The Gilcrease Museum items will no longer be valid with the new building.

Police- Gilcrease Division = The Police -Gilcrease Division some items will be addressed in the upcoming renovation project.

Consultant: TODD Architecture Group

Total Appropriations: \$1,275,000, Balance: \$762K

Status:

Received a request from the 911 Center of review of employee entry points. Installation complete.

Received a request from the Forensics Lab of review of employee entry points. Installation complete,

Authorized \$100K at each of the 3 Police Uniform Divisions.

Project No. 145200, ADA Transition Plan – Parks

Project Description: Improve accessibility for disabled citizens at various identified City parks by improving to Americans with Disabilities Act (ADA) standards.

Consultant: Crafton Tull

Total Appropriations: \$1,140,000. Balance \$365K

Contractor: Builders Unlimited

Contract Amount: \$331,277.00

Status: Preconstruction mtg was held 1/27/21 for the Centennial, Hicks and Reed project.

Contractor working at all 3 sites.

The 2016 Transition plan also included the following sites:

Mohawk, Veterans, Lacy*, McClure*, Whiteside*, Hunter*

*Other capital improvement projects, i.e. Lacy Pool, McClure Pool, Whiteside Pool and Hunter playground have addressed some of the noted deficiencies at said locations.

Project No. 145300, Public Facilities – OTC City Hall

Project Description: Fire Alarm System upgrade, replace carpet on floors 3, 4, 5, 6, and 14

Contractor for Fire Alarm System Upgrade: Johnson Controls

Consultant for re-carpeting: Matrix

Contractor for re-carpeting: Apparent low bidder L&M

Total Appropriations: \$3,295,000. Balance \$2.3M

Status: Fire Alarm System upgrade complete

OTC City Hall 3rd, 4th and 6th floor Carpet is complete

Contract awarded to L & M. **Install has begun on the 14th floor, weekend work.**

Approximately 50% complete.

Project No. 145400, Public Facilities – Roofing

Project Description: Inspection, assessment, prioritization and repairs of roofing for various City facilities.

Consultants: Cyntergy, LLC & SGA Design Group, PC

Total Appropriations: \$3,000,000. Balance \$464K

Status:

Location	Project #	Status	Consultant
Hill Rec. Center	SP 21-3	Reviewing Pre-mylar plans and spec's.	SGA
EMF Roof (Electronics Maintenance Facility)	SP 17-05	On hold consultant working on TMUA projects for us.	SGA
Lacy Rec. Center	SP 21-2	Consultant preparing 95% plans	SGA
Tulsa Fire Department Field Ops (Old #9)(Which has been renamed FS#1)	SP 17-11	On hold consultant working on TMUA projects for us.	SGA

Project No. SP 16-1-1453XX, PAC Renovations

Consultant: Matrix

Project Description: Combined Project 145350; PAC Renovations, 145340; PAC Fire sprinklers, 145360; PAC Fan coil replacement and 145370; PAC HVAC motor replacement into one design agreement.

Contractor: CEI (Contract # 33312)

Contract Amount: \$1,861,694.12

Field Engineering and Legal are in contact with the Bonding Company.

Legal is the point of contact from this point forward on this project.

A walk-thru with the Bonding Company and various City personnel was held December 6, 2019. City Legal is corresponding with the Bonding company.

The City has filed suit.

Project No. SP 21-1, PAC Renovations, Phase 2

Consultant: Beck Associates Architects

Project Description: Williams Theater stage floor replacement, renovations to office spaces.

Status: Processing agreement.

Project No. 145380, PAC Roof Replacement

Consultant: SGA

Project Description: Roof replacement

Contractor: Lowry (Contract # 135861)

Contract Amount: \$1,297,387.55

Status: Pre-construction meeting held 12/14/2020, NTP 4/2021, Contractor working.

Project No. 145500, Animal Shelter Expansion, Phase I

Consultant: GH2

Project Description: Renovation and expansion, adding a new Adoptive Center and support areas.

Budget: \$ 4,784,552.29 (2014 IOT, 2019 IOT and residual from 145600)

Construction Manager At Risk: Timberlake Construction

Status: On hold, awaiting determination of additional funding.

Project No. 146110, Police Academy Renovation/Police Courts/Compstat Bldg

Project Description: Phase II: Police Courts and Compstat Bldg items to be worked on elevators, building envelope i.e. roof

Budget \$4.04M, Balance \$1.12M

Status: Facilities Maintenance is scheduling the following upgrades for the Police Courts and CompStat buildings:

Elevator work complete. Additional Jail elevator 'control' work performed.

HVAC renovations which include but not limited to upgrading coils, valves and DD controls,

Plumbing upgrades-replacing galvanized pipe with pex,

Interior and Exterior lighting.

Project No. SP 16-10-1400XX, EMD Facilities Maintenance & Upgrades

Consultant: BKL, Inc.

Contractor: Voy

Phase I Construction Contact complete.

Project #140070. Available Balance: \$166,979.54

Project #140080. Available Balance: \$1,283,060.90

Status: EMD has requested concrete work to be completed at the Newblock location.

Concrete work complete.

Held a Teams meeting (8/20/2020) with EMD on additional work for various EMD sites.

EMD is preparing a priority listing for a future discussion meeting.

Held another Teams meeting (12-21-20) discussing project priorities.

Moving forward on concrete work requested at the Eastside Fuel Pump Island.

Moving forward on the West Yard Truck Wash repair.

Meeting to review status of requested work 2/10/2021.

Moving forward on Car Wash replacement at the Gilcrease Division.

Moving forward on LED lighting at various locations.

Moving forward on emergency generators at 470 and 480 West 23rd shops.

Moving forward on painting 470/480/490 West 23rd shops.

Moving forward on 56th and Garnett fueling island repairs.

2019 Improve Our Tulsa

Project No. SP21-5

Project Description: Public Facility Roofing

Consultants: BKL, GH2, JCJ, SGA, Todd Arch

Ordinance Amount \$2.48M, Available \$600K

Status: The 5 noted consultants were selected to work on upcoming roofing projects.

Project No. 2234B00007

**Project Description: Animal Shelter Phase II,
Combined with Project #145500 listed above.**

The following projects are funded by IOT-2 but no assignments or work has begun.

Project No. 2234B00024

Project Description: Citywide Public Facilities-Maintenance & Rehabilitation

Ordinance Amount \$7M, Available \$450K

Consultant:

Contractor:

Contract Amount:

Status:

Project No. 2244B00025

Project Description: ADA Improvements for City Facilities

Ordinance Amount \$5M, Available \$250K

Consultant:

Contractor:

Contract Amount:

Status:

Project No. 2234B00027

Project Description: ADA Improvements for City Parks

Ordinance Amount \$3M, Available \$0

Consultant:

Contractor:

Contract Amount:

Status:

Project No. 2234B00028

Project Description: Police Courts Building

Ordinance Amount \$1M, Available \$0

Consultant:

Contractor:

Contract Amount:

Status:

Project No. 2234B00008

Project Description: One Technology Center-Maintenance & Rehabilitation

Ordinance Amount \$1M, Available \$300K

Consultant:

Contractor:

Contract Amount:

Status:

Project No. 2234B00029

Project Description: 600 Civic Center-Equipment Relocation

Ordinance Amount \$200K, Available \$0

Consultant:

Contractor:

Contract Amount:

Status:

**Tulsa Fire Department
Sales Tax/Bond Projects Report
09/07/2021**

Mike Mallory
Physical Resource Chief
Office 918-596-1230
Mobile 918-527-0262
mmallory@cityoftulsa.org

Command Vehicles

- District Chief Car 642 at Station 22, 7303 East 15th Street
- Shift EMS Officer Car 835 Field Operations, Station 1, 1420 Charles Page

Research found a red 2020 F150 Police Responder pickup on the lot here in Tulsa. An emergency requisition was created and a P.O. has been issued. A white standard F150 crew cab 4x4 was also found in Tulsa. A requisition was also created but a P.O. has not been issued.

Urban Search & Rescue Vehicles (Pickups)

USAR #2 and #3 @ 2819 North New Haven

Research found a white F350 crew cab, 4x4, gas motor pickup in Tulsa. A requisition has been made for two of the same with an understanding that one could be delivered quickly and the second may require several months. Awaiting for issuance of a Purchase Order.

Two additional Engines

Assignment to be determined

A requisition was entered into the Financial System for the purchase of two additional Engines on September 22, 2020. A Purchase order for the two Engines was issued on February 24th. Both are expected to be delivered shortly after the first of the new calendar year of 2022. No new activity.

Emergency purchase of Stock Engines

P.O. 220472

Four stock, or demonstrator type, Engines have been purchased to reinforce the Fire Department's fleet of pumper type apparatus. Three of the apparatus will fill vacancies within the reserve fleet and the fourth will result in the surplus of a 1992 Pierce pumper.

The four use the same cab, chassis, engine, transmission, electrical system and fire body as other apparatus delivered by Pierce. The four will have a larger water tank, and slightly different capabilities in terms of hose lines, hose storage, and some compartment space. Despite the differences, the apparatus are similar enough for consistent operation for firefighters and use components that are consistent for maintenance technicians. The advantage of the stock units is the expedient delivery which is expected to be in October 2021. A final inspection of the four apparatus is scheduled for the week of September 20th with delivery expected the following week or that of October 4th.

Four Specified Engines

P.O. 220463

Four Engines designed and constructed to Tulsa specifications have been ordered. Except for a slightly larger motor and driveline, the four will have the same operational capabilities of the previously delivered Engines. Delivery of the apparatus will likely be in August 2022. No new activity

Two Specified Ladders

P.O. 220464

Two 107-ft aerial ladders have been ordered. The apparatus will be identical in appearance and operation as the two ladders that were delivered earlier this year. The apparatus are likely to be delivered in November 2022. No new activity.

One Ford SUV

P.O. 220610

A Ford Police Interceptor SUV is being ordered for the Fire Chief. His current Expedition will be reassigned to the on-duty Assistant Chief who serves as the shift commander. The 2014 pickup currently assigned to the Assistant Chiefs will be reassigned as a reserve vehicle to be used when other similar type vehicles are out of service for repairs, etc.



INTEROFFICE CORRESPONDENCE

TO: Sales Tax Oversight Committee (STOC)
FROM: Deputy Chief Dennis L. Larsen
DATE: September 8, 2021
SUBJECT: Tulsa Police Fleet Activity



Fiscal Year 2021 Vehicles

93 -Total number of Police Utility Interceptors have been ordered. **All (93)** have been received and **40** are in the process of being outfitted for patrol at the radio shop. Fifty - three (**53**) have been completed and deployed to patrol.

2 - Ford Transit Vans have been ordered. One is for a new Drone Unit, the other will be for a Bomb Tech. Both Units have been received and have been deployed.

3 - Ford F150's were ordered and received. Two were sent to Special Investigation's for undercover work and are operational. One is a marked pickup for the TPD Academy and is deployed and operational.

3 - Harley Davidson Police Motorcycles have been ordered and received, two are in the process of being outfitted for the TPD Motorcycle Unit. All of the new Harleys have been deployed.

1 - Ford Fusion has been ordered for Police Headquarters and has been delivered and deployed.

9 - Ford Escapes have been ordered for Police Detectives and all nine units have been delivered and deployed.

Parks

Attendees:

Kathy Sebert
Janae Bradford
Linda Jenkins
Ellouise Cochrane
Steve King
Ashley Webb
Paul McTighe

Parks STOC Report

9/09/21

Submitted To: Public Safety, Urban Development and Equipment Subcommittee Sales Tax Overview Committee

Submitted By: Gary Schellhorn, Resource and Facilities Coordinator, Special Projects Design, Engineering Services Dept.

1. TULSA PARKS – HILL SITE IMPROVEMENTS (017110-14, Contract 5)

- 210 East Latimer Place - District 1
- 2006 Sales Tax (6010-5451101-005011017110) and private funding
- Consultant: gh2 Architects
- Budget: \$68,000 (previously identified \$202,000 Private funding has not been provided.)
- Agreement between Private Partner (Reed Community Foundation) and Parks Department has been approved. Partner will make repairs to the interior of the building, City will make repairs to the exterior of the building which will include roofing repair, fascia repair, and sidewalk repairs.
- Funding for improvements: \$5,018.12 (6008-017110) + \$102,087.03 (6009-017110) + \$70,594.19 (6009-067120) = \$177,699.34.
- Parks Maintenance has replaced water line to building.
- Roofing repair - \$20,400: complete / repair of sidewalks and steps - \$20,040: complete.
- **Amount expended for original work = \$47,147.37 / Balance of funds = \$130,551.97**
- **Original work is complete.**

1a. TULSA PARKS – HILL SITE IMPROVEMENTS

- 210 East Latimer Place - District 1
- Balance of funds from Project 1 above = \$130,551.97
- Design cost for roofing replacement = \$29,640.00
- **Design for roofing replacement is complete. Project is preparing for advertising for bids.**

2. McCLURE PARK SLIDE / PLUNGE POOL (147500-1)

- 7440 E. 7th Street – District 3
- 2014 Sales Tax – part of McClure Pool Reconstruction Project (\$406,000)
- Design on the renovated plunge pool and flume slide is 10% complete. Mylars received 11/5/18.
- Advertising for bids began November 16, 2018 with bids opening December 14, 2018.
- 2 contractors provided bids of \$538,466 and \$794,999 which are 51% and 122% over the estimated cost.
- The bids were rejected.
- Redesign began November 12, 2019 and is complete. Mylars were submitted on April 16, 2020.
- Advertising for bids began April 24, 2020 with bids opening on June 5, 2020.
- One bid was received at bid opening in the amount of \$572,536 which is over the estimated amount of \$390,129.40. The bid was rejected.
- **Bid item descriptions are being revised for clarity. Preparing Project to advertise for competitive bids.**

3. ZEIGLER PARK WATER PLAYGROUND (147190a)

- 3903 West Fourth Street – District 1
- 2014 Sales Tax (6014-5451101-005011147190)
- Budget: \$500,000 (\$60k in FY2016 AND \$440k in FY2017)
- Consultant: Alaback Design Associates
- Design Fees: \$45,780.90
- Design is complete – Mylars were submitted September 26, 2019.
- Advertising for bids began October 18, 2019 with bids opening November 15, 2019.
- The bid has been awarded to Magnum Construction at a cost of \$470,986.00.
- Construction began February 24, 2020.
- Punch List Inspection was held July 9, 2020.
- Water Playground was opened on August 25, 2020. **Contractor is to make additional repairs to the project that was damaged by vandals during construction.**

Parks STOC Report

9/09/21

4. LANGENHEIM PARK PLAYGROUND AND SAFETY SURFACING (147520J)

- 4701 South Harvard Ave – District 9
- 2014 Sales Tax (6014-5455101-005011147520)
- Budget: \$275,000 (\$30k in FY2018 and \$245k in FY 2020)
- Consultant: LandPlan Consultants
- Design Fees: \$33,299.90 / **fees spent = \$23,661.90 / fees remaining balance = \$9,638.00**
- Design contract approved August 6, 2018.
- Design began on August 23, 2018 – Preliminary Design review meeting was held December 21, 2018.
- **A privately funded playground was installed in 2016.**
- **Park Director is coordinating with City Councilor to reallocate the funding to another park location within that district in need of a new playground.**
- **Funding balance remaining = \$251,338.10**

5. MINSHALL PARK PLAYGROUND AND SAFETY SURFACING (147520L)

- 7404 South Kingston Ave – District 8
- 2014 Sales Tax (6014-5451101-005011147520)
- Budget: \$275,000 (\$30k in FY2018 and \$245K in FY2020)
- Consultant: LandPlan Inc.
- Design Fees: \$33,299.90 / **fees spent = \$23,661.90 / fees remaining balance = \$9,638.00**
- Design began on August 23, 2018 – Preliminary Design review meeting was held December 21, 2018.
- **Neighborhood Association's desired improvements to the Park include trail repair, new benches along the trail, repairs to the gazebo floor slab, and dredging/cleanup of the pond. Stormwater Design is managing the design.**
- **Funding balance remaining = \$251,338.10**

6. McCLURE PARK PLAYGROUND AND SAFETY SURFACING (147520M)

- 7440 East 7th – District 3
- 2014 Sales Tax (6014-5451101-005011147520)
- Budget: \$275,000 (\$30k in FY2019 and \$245K in FY2021)
- Consultant: LandPlan Inc.
- Design Fees: \$33,299.90
- Design began on August 23, 2018.
- Design is complete – Mylars were submitted on July 25, 2002.
- Advertising for bids began July 31, 2020 with bids opening September 11, 2020.
- Contract has been awarded to Magnum Construction at a cost of \$427,747 for McClure and Penney
- Pre-Construction Conference was held December 7, 2020.
- **Construction began on December 28, 2020.**
- **Construction Status = 260 calendar days / 150 calendar days = 173% time. Additional time has been recommended for weather delays and delay in receiving the building permit for the shelter.**

7. REED PARK SWIMMING POOL RECONSTRUCTION (147120)

- 4333 S. Yukon Ave. – District 2
- 2014 Sales Tax (6014-5451101-005011147120)
- Budget: \$2,410,000 (\$300k in FY2019 AND \$2,110K in FY2021)
- Consultant: Alaback Design Associates
- Design Fees: \$299,986.04
- Design kick-off meeting held June 11, 2019.
- Design is complete – Mylars submitted on August 17, 2020
- Documents were submitted to State Health Department on Oct. 20, 2020, for approval.
- Advertising for bids began December 11, 2020 and will open on January 29, 2021.
- The bid is being awarded to Magnum Construction at a cost of \$2,650,000.00.
- **Construction began August 12, 2021. Demolition work has been completed. Swimming pool shell is being constructed. Completion is scheduled for May 25, 2022.**

Parks STOC Report

9/09/21

8.. REED PARK WATER PLAYGROUND (147190)

- 4333 S. Yukon Ave. – District 2
- 2014 Sales Tax (6014-5451101-005011147190)
- Budget: \$500,000 (\$60k in FY2019 AND \$440K in FY2021)
- Consultant: Alaback Design Associates
- Design Fees: \$57,347.87
- Design is complete – Mylars submitted on August 17, 2020
- Advertising for bids with Reed Pool.
- **Project construction in conjunction with Reed Pool.**

9. CARL SMITH IMPROVEMENTS (147270)

- 17120 E. 21st Street – District 6
- 2014 Sales Tax
- Budget: \$185,000 (\$25,000 in FY2020 and \$160,000 in FY2021)
- Consultant: Method Architecture
- Design Fees: \$22,173.63
- Scope of work: HVAC improvements, flooring, painting, and roofing at Carl Smith Office, Concession, Restrooms, and Tournament Office.
- Design began October 30, 2019 – Mylars submitted on September 28, 2020.
- Project is designed in conjunction with Savage Improvements.
- Advertising for bids began October 23, 2020 with bids opening December 11, 2020.
- 3 Bids were received – the low bid was \$307,138 which was 20% over the project budget.
- The bids were rejected.
- **Final Mylars revised by Value Engineering have been received. Project is being prepared for re-advertising for bids.**

10. SAVAGE PARK IMPROVEMENTS (147230)

- 17800 E. 21st Street – District 6
- 2014 Sales Tax
- Budget: \$120,000 (\$15,000 in FY2019 and \$105,000 in FY2020)
- Consultant: Method Architecture
- Design Fees: \$22,173.63
- Scope of work: HVAC improvements, flooring, painting, and roofing at Savage Park Concession, Restrooms.
- Project is being designed in conjunction with Carl Smith Improvements.
- Design began October 30, 2019 – Mylars submitted on September 28, 2020.
- Advertising for bids began October 23, 2020 with bids opening December 11, 2020.
- 3 Bids were received – the low bid was \$307,138 which was 20% over the project budget.
The bids were rejected.
- **Project design, advertising, and construction in conjunction with Carl Smith Improvements.**

11. WOODWARD PARK IMPROVEMENTS (147250)

- 2324 S. Rockford Ave. – District 4
- 2014 Sales Tax (147250.ArchEngr.)
- Budget: \$4,850,000 (\$870k in FY20 and \$3,980k in FY21)
- Consultant: LandPlan Consultants, Inc.
- Kick-off meeting was held June 10, 2020.
- **Final Public Meeting is being scheduled for early September. Final Master Plan document to be submitted after Public Meeting.**
- **25% Design Documents are being reviewed by staff.**

Parks STOC Report

9/09/21

12. CHAMBERLAIN (BERRY) PARK POOL RECONSTRUCTION (147300)

- 4940 North Frankfort Ave. – District 1
- 2014 Sales Tax (147300.ArchEngr.)
- Budget: \$2,424,185
- Consultant: Alaback Design Associates
- **Community Outreach resulted in approval of Pool being constructed at Chamberlain Park – Brown Ordinance to be submitted for approval.**
- **Negotiation with Consultant on fees and project schedule continues.**

13. TULSA ZOO CARNIVORES (147150)

- 5701 East 36th Street North. – District 1
- 2014 Sales Tax and Private Funding
- Budget: \$8,000,000 (2014) + \$17,000,000 (Private) = \$25,000,000
- Consultant: WDM (contract is with TZMI)
- **Construction Manager selection continues.**
- **Design is 65% complete.**

14. GREENWOOD CULTUAL CENTER FACILITY REHABILITATIONS (147150)

- 322 North Greenwood Ave. – District 1
- 2019 IOT2 Sales Tax
- Budget: \$5,340,000
- **Consultant: JCJ / Moody Nolan Architects.**
- **Design agreement has been prepared and is being coordinated with the Consultant for processing.**

15. FRED JOHNSON PARK IMPROVEMENTS

- 6002 South Riverside Drive – District 7
- 2019 IOT2 Sales Tax
- Total Budget: \$3,125,000
- Master Plan Budget: \$39,950
- Master Plan Consultant: Greenplay LLC
- **Design agreement has been prepared and is being coordinated with the Consultant for processing.**

Sewer, Stormwater, and Transportation

Attendees:

Kathy Sebert

Mareo Johnson

Paul McTighe

Ashley Webb

Ellouise Cochrane

Steve King

**CITY OF TULSA, OKLAHOMA
SALES TAX OVERVIEW COMMITTEE
TRANSPORTATION PROJECTS STATUS REPORT**

Design & Construction as of:

09/01/21

DESIGN							CONSTRUCTION				
Budget Number	Project Description	Estimated Start Date	Currently Anticipated Completion Date	Engineer	Contract Amount	Pct Compl	Adv or Contract Award Date	Currently Anticipated Completion Date	Contractor	Contract Amount	Pct Compl
FUND 401 - 2001 SALES TAX											
* **	966120	Gilcrease Expressway Extension West - Tisdale Parkway to I-44 (Local Match) Tisdal to 41st St. West	Design funded from other sources			95%	Dec-09	May-11	Plains/Tres/Unit	\$13,091	99%
TOTAL FUND 401 INCOMPLETE PROJECTS											
+ Remainder of Funding provided in 6010											
* Partial funding from other sources											
~ Funded in Vision 2025 program											
** Difference paid by Federal and State sources											
* Part of Becco's FY 04 street cuts contract											
† One contract for \$1,794,000											
†† Total contract with Becco is \$4,448,000 for stormwater project 993311 & street projects 6008-014180 & 6312-994526											
FUNDS 402 - SALES TAX											
064101	41st Street South - Garnett Road to 129th East Avenue (Design)	Dec-15		BKL	\$465	90%	No construction funds currently scheduled				
064105	Peoria Avenue - 61st Street South to Riverside Parkway (Design)	Jan-14		BKL	\$800	70%	No construction funds currently scheduled				
064106	Garnett Road - 11th Street South to I-244 (Design)	Mar-15	Dec-16	C & K	\$500	100%	No construction funds currently scheduled				
064107	Mingo Road - 71st Street South to 81st Street South (Design)	Jun-14	Aug-16	Leidos	\$500	95%	Aug-19	Jul-21	APAC	\$7,431	99%
064108	Pine Street - Memorial Drive to Mingo Road (Design)	May-14	Feb-20	Garver	\$449	80%	No construction funds currently scheduled				
064111	91st Street South - Memorial Drive to Mingo Road (Complete Design and Right-of-Way Acquisitions)	Design funded from other sources		Breisch		60%	Re-design funded through Vision Construction funded through IOT2				
966120	Gilcrease West Expressway from Tisdale Expressway to Edison			Tetra Tech		95%	Dec-09	May-11	Plains/Tres/Unit	\$13,091	99%
064093	City Match for Federal, State or County Projects			Various							
064004	Traffic Signal Synchronization			Various							
064003	Traffic Signalization, Lighting and Safety Improvements			Various							

CITY OF TULSA, OKLAHOMA
 SALES TAX OVERVIEW COMMITTEE
 TRANSPORTATION PROJECTS STATUS REPORT

Design & Construction as of:

09/01/21

DESIGN							CONSTRUCTION				
Budget Number	Project Description	Estimated Start Date	Currently Anticipated Completion Date	Engineer	Contract Amount	Pct Compl	Adv or Contract Award Date	Currently Anticipated Completion Date	Contractor	Contract Amount	Pct Compl
064002	Residential Streets - Major Rehabilitation										
i	Maintenance Zone 6140: Summerfield: E. 36th St. S. form S. 136th E. Ave. to S. 145th E. Ave. Phase II	May-09	Feb-10	COT	\$0	70%	Aug-21			\$500	
o	Sidewalks - Citywide			City							
q	Routine and Preventive Maintenance - Citywide										
r	Re-Inspection Pavement Management System (PMS) - Non-Arterial			Poe		100%					
064060	Bridge Replacement										
064062	Bridge Rehabilitation/Repair, Citywide										
914411	Trail System Improvements Matching Funds										
144104	Riverside Drive & Related Projects			HNTB		100%					
TOTAL FUND 402 INCOMPLETE PROJECTS											
FUND 403 - ADVANCE FUNDED SALES TAX											
014160	Arterial Street Rehab										
14K	81st - US 169 to Garnett										
	Traffic Signal Installation and Modification										
	Street Project Engineering and Inspection Intersections										
144104	Riverside Drive & Related Projects			HNTB		100%					
TOTAL FUND 403 INCOMPLETE PROJECTS											
FUND 404 - SPECIAL TEMPORARY SALES TAX FUND(2008)											
104010	Citywide - Arterial Sidewalk Repair and Construction										
104015	Citywide - Non-Arterial Rehabilitation and Reconstruction										
104016	Citywide - Non-Arterial Sidewalk Repair And Construction										
104017	Arterial Street Rehab										
i	Harvard Ave. - Admiral Blvd. to Pine St.	Jun-12	May-17	Meshek	\$390	100%	Mar-18	Dec-18	Becco	\$3,529	100%

CITY OF TULSA, OKLAHOMA
 SALES TAX OVERVIEW COMMITTEE
 TRANSPORTATION PROJECTS STATUS REPORT

Design & Construction as of:

09/01/21

DESIGN							CONSTRUCTION				
Budget Number	Project Description	Estimated Start Date	Currently Anticipated Completion Date	Engineer	Contract Amount	Pct Compl	Adv or Contract Award Date	Currently Anticipated Completion Date	Contractor	Contract Amount	Pct Compl
j	Lewis Ave. - 21st St. S. to 11th St. S.	Jun-12	Jul-14	C & K	\$353	100%	Mar-18	Dec-18	Tri-Star	\$4,720	100%
l	Memorial Dr. - 21st St. S. to 11th St. S.	Aug-12	Dec-13	BKL	\$352	95%	Jul-19	Oct-21	Grade Line		96%
o	Pine St. - Yale Ave. to Sheridan Rd.	Aug-12	Aug-17	Dewberry	\$467	95%	Aug-20	Jun-22	Becco		68%
	Intersections										
af	Pine St. - Yale Ave. Intersection	Jan-13	Aug-13	HRAOK	\$247	95%	Aug-20	Jun-22	Becco		68%
104020	Citywide - Arterial Routine and Preventive Maintenance										
104021	Citywide - Non-Arterial Routine And Preventive Maintenance										
104022	Citywide - General Engineering / Testing / Inspection										
TOTAL FUND 404 INCOMPLETE PROJECTS											
FUND 405 - SALES TAX FUND (2014)											
144017	Arterial Street Rehab										
a	Charles Page Blvd. - 33rd W. Ave. to 25th W. Ave.	Jun-15	Sep-17	Tetra Tech	\$206	95%					
b	49th W. Ave. - Edison St. to Charles Page Blvd.	May-18	Apr-19	CEC	\$165	80%					
c	Utica Ave. - Pine St. to Admiral Blvd.	Nov-15	Apr-16	CEC	\$528	80%					
d	Lewis Ave. - 36th St. N. to Apache St.	Jun-18	Dec-18	Cynergy	\$118	95%					
e	Southwest Blvd. - W. 23rd St. to W. 31st St.	Dec-16	Sep-17	Dewberry/Poe	\$300	90%					
f	Southwest Blvd. - W. 31st St. to W. 40th St.	Dec-16	Sep-17	Dewberry/Poe	\$315	90%					
g	Union Ave. - Southwest Blvd. to W. 41st St.	May-15	Sep-17	Dewberry	\$158	95%					
h	Union Ave. - W. 51st St. to W. 61st St	Jun-15	Aug-17	Garver	\$157	95%	Jan-21	Aug-21	Ellsworth	\$1,598	99%
j	Pine St. - Harvard Ave. to Yale Ave.	May-18	Apr-19	Benham	\$289	90%					
k	Admiral Pl. - Lewis Ave. to Harvard Ave.	Jan-18	Aug-18	BKL	\$253	90%					
l	Admiral Pl. - Harvard Ave. to Yale Ave.	Nov-16	Jul-17	Poe	\$325	95%	Feb-21	Jan-22	Ellsworth	\$4,177	42%
m	Sheridan Rd. - Apache St. to Pine St.	Nov-15	Sep-17	AAB	\$156	95%					
o	Mingo Rd. - 36th St. N. to Pine St.	Nov-16	Nov-17	McClelland	\$727	95%	Mar-19	Sep-21	Becco	\$8,435	99%
p	Mingo Rd. - Admiral Blvd. to 11th St.	Oct-18	Aug-09	Wallace	\$89	90%			Becco	\$1,187	
q	11th St. - 89th E. Ave. to Mingo Rd.	Feb-15	Nov-15	CEC	\$162	100%	Apr-19	Oct-19	Ellsworth	\$1,631	100%
r	15th St. - Peoria Ave. to Lewis Ave.	May-15		Garver	\$248	100%	Sep-19	Nov-20	Crossland	\$3,094	100%
s	15th St. - Lewis Ave. to Harvard Ave.	Jan-17	Oct-17	Garver	\$302	90%					
t	Peoria Ave. - Admiral Blvd. to 11th St.	May-18	Feb-19	MARQUARDT	\$214	90%					
u	Peoria Ave. - 11th St. to 21st St.	Feb-16	Nov-16	MARQUARDT	\$252	90%					

**CITY OF TULSA, OKLAHOMA
SALES TAX OVERVIEW COMMITTEE
TRANSPORTATION PROJECTS STATUS REPORT**

Design & Construction as of:

09/01/21

DESIGN							CONSTRUCTION				
Budget Number	Project Description	Estimated Start Date	Currently Anticipated Completion Date	Engineer	Contract Amount	Pct Compl	Adv or Contract Award Date	Currently Anticipated Completion Date	Contractor	Contract Amount	Pct Compl
v	Utica Ave. - Admiral Blvd. to 11th St.	Nov-19	Aug-20	C&K	\$317	65%					
w	Utica Ave. - 11th St. to 15th St.	Dec-16	Jul-17	BKL	\$224	90%					
x	Harvard Ave. - 15th St. to 21st St.	Sep-19	Jul-20	Garver	\$245	90%					
y	Harvard Ave. - 21st St. to 31st St.	Apr-18	Apr-19	Poe	\$469	92%					
z	21st St. - Yale Ave. to Sheridan Rd.	May-18	Mar-19	CEC	\$259	90%					
aa	31st St. - Yale Ave. to Sheridan Rd.	Aug-19	May-20	HNTB	\$237	90%					
ac	41st St. - Sheridan Rd. to Memorial Dr.	Apr-18	Jan-19	CGA	\$262	90%					
ad	Memorial Dr. - 21st St. to 31st St.	Nov-15	Jun-16	BKL	\$289	98%	Jul-19	Jul-21	Grade Line	\$5,086	96%
ae	51st St. - Mingo Rd. to Garnett Rd.	Apr-18	Jun-19	Garver	\$234	90%					
af	71st St. - Memorial Dr. to Mingo Rd.			COT		85%	Apr-21	Jun-22	Crossland	\$2,228	48%
ag	91st St. - Mingo Rd. to Hwy 169.			COT		100%	May-20	Aug-20	Becco		100%
ah	Memorial Dr. - 81st St. to 91st St.	Sep-17	Mar-18	Marquardt	\$129	92%	Mar-21	Nov-21	Crossland Heavy	\$2,987	60%
ai	Memorial Dr. - 91st St. to Creek Tpk.	Jun-15	Dec-15	Marquardt	\$58	95%	Mar-21	Nov-21	Crossland Heavy		60%
aj	Sheridan Rd. - 91st St. to 101st St.	Apr-18	Jun-19	HUB	\$84	95%					
al	Harvard Ave. - 41st St. to 51st St.	Apr-18	Dec-18	PEC	\$236	65%					
am	36th St. N. - Mingo Rd. to Hwy 169	Jun-18	Apr-19	McClelland	\$301	90%					
an	Downtown Arterial Streets	May-15	Aug-15	Poe	\$923	70%					
	Phase 4 - Boulder/1ST to 10th		May-17	Poe		95%	Jan-19	Apr-20	Becco	\$4,415	100%
ao	Phase 5 - 6th Street / 7th Street		Jul-17	Poe		95%	Apr-20	Feb-21	Crossland	\$4,663	99%
ao	Phase 6 - Detroit / 7th Street/ 8th Street		Aug-17	Poe		75%	Sep-21				
ao	Phase 7 - Cheyenne		Jan-18	Poe		50%					
ap	Pine St. & MLK Jr. Blvd Intersection	May-08	Feb-19	CP&Y	\$117	98%					
aq	Pine St. & Peoria Ave. Intersection	Jun-17	Jun-18	Schemmer	\$135	90%					
ar	Pine St. & Lewis Ave. Intersection	Mar-17	Aug-17	Wallace	\$75	95%					
as	41st St. & Union Ave. Intersection	May-15	Sep-19	Dewberry	\$158	99%					
at	51st St. & Union Ave. Intersection			Garver		0%					
av	36th St. N. & Mingo Rd. Intersection	Nov-16	Nov-17	McClelland	\$727	95%	Aug-19	Sep-21	Becco		99%
aw	Admiral Blvd. & Lewis Ave. Intersection	Dec-17	Aug-18	BKL	\$250	90%					
ax	11th St. & Utica Ave. Intersection	Dec-16	Jul-17	BKL	\$224	90%					
ay	21st St. & Peoria Ave. Intersection			MARQUARDT							
az	21st St. & Memorial Dr. Intersection	Nov-15	Apr-16	BKL	\$289	98%	Jul-19	Jul-21	Gradeline		96%
ba	51st St. & Mingo Rd. Intersection	Apr-18	Mar-19	Garver	\$234	90%					
bb	71st St. & Sheridan Rd. Intersection	Mar-17	Nov-17	Cynergy	\$99	95%					
bd	71st St. & Memorial Dr. Intersection			COT		70%	Apr-21	Jan-22	Crossland		48%
be	81st St. & Memorial Dr. Intersection	May-17	Dec-17	Benham		95%	Jun-21	Jul-22	Becco	\$13,875	0%
bf	61st St. & Yale Ave. Intersection	Dec-16	Aug-17	C&K	\$77	95%	Mar-21	Aug-21	Crossland	\$1,747	99%

CITY OF TULSA, OKLAHOMA
 SALES TAX OVERVIEW COMMITTEE
 TRANSPORTATION PROJECTS STATUS REPORT

Design & Construction as of:

09/01/21

DESIGN							CONSTRUCTION				
Budget Number	Project Description	Estimated Start Date	Currently Anticipated Completion Date	Engineer	Contract Amount	Pct Compl	Adv or Contract Award Date	Currently Anticipated Completion Date	Contractor	Contract Amount	Pct Compl
144020	Citywide Non-Arterial Routine and Preventive Maintenance										
144101	Widen Yale Avenue, 81st St. to 91st Street South	Jun-15	Jul-17	Benham	\$600	95%	Oct-21		Becco	\$29,257	
144102	Widen 81st Street South, Sheridan Road to Memorial Drive	Sep-16	May-18	Benham	\$950	95%	May-21	Jul-22	Becco	\$13,875	6%
144103	Widen Yale Avenue, 96th St. South to 101st St. South	Aug-16	Jul-17	CEC	\$200	95%	Mar-20	Jan-22	Becco	\$8,752	91%
144105	Widen 25th W. Ave., Edison to Apache (design)	Apr-21		Poe		6%					
144108	Widen Pine Street, Mingo to U.S. 169 (design)										
144120	Gilcrease Expressway Local Match										
144063	Bridges - Replacement and Rehabilitation Programs										
a	Bridge No. 275 - 10100 E. 36th St. N.	Jun-18	Dec-19	McClelland		90%					
g	Bridge No. 250 - 11200 E. 11th St.	Jun-15	Dec-15	Cowen	\$39	95%			Becco	\$693	100%
h	Bridge No. 247 - 9200 E. 11th St.	Jun-15	Dec-15	Cowen	\$39	95%			Becco	\$693	100%
k	Bridge No. 401 - 3800 S. Memorial Dr.	Jun-15	Dec-15	Cowen	\$39	95%	Sep-19	Feb-20	Becco	\$693	100%
s	Bridge No. 333 - 1300 S. 177th E. Ave.	Jun-20	Oct-21	CP&Y		90%	Aug-21				
u	Bridge No. 209 - 3000 N. Mingo Rd.	Nov-16	Nov-17	McClelland	\$727	90%					
x	Bridge No. 222 - 3200 S. Peoria Ave.	May-18	Jul-19	Garver	\$227	90%					
144094	ODOT Rehabilitation and Replacement Program										
144003	Citywide guardrail replacement										
144004	Citywide traffic signalization										
144005	Roadway, pedestrian, and decorative lighting replacement										
144006	Signing, pavement marking and delineation										
144007	Traffic calming										
144008	Traffic signal installation, modification, and safety improvements										
144009	Traffic signal pole replacement										
144010	Creek Turnpike Trail pedestrian bridge over Memorial Dr. (\$200,000 for study only)										
144011	GPS emergency vehicle preemption system (approx. 30 intersections)										

**CITY OF TULSA, OKLAHOMA
SALES TAX OVERVIEW COMMITTEE
TRANSPORTATION PROJECTS STATUS REPORT**

Design & Construction as of:

09/01/21

DESIGN							CONSTRUCTION				
Budget Number	Project Description	Estimated Start Date	Currently Anticipated Completion Date	Engineer	Contract Amount	Pct Compl	Adv or Contract Award Date	Currently Anticipated Completion Date	Contractor	Contract Amount	Pct Compl
144109	Citywide ADA Transition Plan Implementation (Minimum for 30-Year Schedule - High and Medium Priority Needs)	Feb-16	Aug-18	BKL	\$639	90%					
	ADA Transition Plan - Package #1		Sep-17			95%	Mar-20	Nov-20	Daris	\$1,642	99%
	ADA Transition Plan - Package #2					95%	Jun-21				
	ADA Transition Plan - Package #3					70%					
144093	Citywide Matching Funds										
144018	Bicycle/Pedestrian Master Plan Implementation			Garver							
144019	IDL Entrance Rehabilitation (1st, 7th, and 8th Streets; signals at 1st and Greenwood)	see ao 144017		POE	\$1	80%					
TOTAL FUND 405 INCOMPLETE PROJECTS											
FUNDS 4250-4255 2005 GENERAL OBLIGATION BOND ISSUES											
054041	Citywide Routine/Preventive Maint										
	Arterial Streets Widening - Engineering and Partial ROW										
054050	51st - Garnett to BA Expr (Eng/Dsn)	Feb-08	Oct-08	C & K	\$300	65%	No construction funds currently scheduled.				
054051	61st - Peoria Int/Riverside Dr. to Peoria			DTA					See 064110		
054052	81st - Memorial to Mingo; Sheridan to Memorial (Engr. & Design)	Jun-06	Apr-08	Benham	\$400	95%	Jun-09		See 064102		
054053	91st - Memorial to Mingo (Engr/Dsn)	Jan-08	Dec-08	Breisch	\$386	100%	ROW Acquisition				
054054	91st - Sheridan Inter (Final Design)	Mar-06	Apr-09	DDG	\$269	100%	Construction funded in 2006 S. T.			See 064104	
054055	129th - 31st to 41st (Engr. & Design)	Feb-06	Feb-12	DTA	\$400	100%	Construction funded in 2006 S. T.			See 064109	
054056	Delaware - 81st to 91st (Engr. & Dsn.)	Jan-08	Dec-08	BKL	\$456	100%	No construction funds currently scheduled.				
054057	Yale - 81st to 91st (Prelim Design)	Feb-06	Feb-07	Benham	\$300	100%	Advertised December 2020				
104023	Lewis Ave. - 11th to 21st	Jun-12		C&K	\$353	100%	Mar-18	Dec-18	TriStar	\$4,726	100%
054093	City Match for Federal/State projects.										
054002	Citywide Routine and Preventive Rehabilitation										
054003	Sidewalk Repair/Const (Citywide)										
054004	Traffic Calming Devices										
054001	Transportation Gen Eng/Insp Serv										
TOTAL FUNDS 4250-4255 INCOMPLETE PROJECTS											
FUNDS 4260-4266 - 2008 STREETS GENERAL OBLIGATION BOND											
Streets, Expressways, Sidewalks, Lighting, Traffic Calming											
Arterial Street Rehabilitation and Citywide Projects:											
104009	Citywide-Arterial Rehab & Reconstruction										

**CITY OF TULSA, OKLAHOMA
SALES TAX OVERVIEW COMMITTEE
TRANSPORTATION PROJECTS STATUS REPORT**

Design & Construction as of:

09/01/21

DESIGN							CONSTRUCTION				
Budget Number	Project Description	Estimated Start Date	Currently Anticipated Completion Date	Engineer	Contract Amount	Pct Compl	Adv or Contract Award Date	Currently Anticipated Completion Date	Contractor	Contract Amount	Pct Compl
104010	Citywide-Arterial Sidewalk Repair & Construction										
104011	Citywide - Trails										
104012	Citywide - Railroad Crossings										
104013	Citywide - Local Match										
104014	Citywide-Gen.Engineering/Testing Inspection										
	Non-Arterial Rehabilitaiton and Citywide Projects.										
104107	Maintenance Zone 1007	May-13	May-15	BKL	\$557	99%	Nov-18	Apr-21	Becco	\$7,500	99%
104944	Maintenance Zone 9044	Oct-19	Jan-20	Meshek	\$41	95%	Sep-20	Jun-21	Tri-Star	\$3,575	99%
104015	Citywide Non-Arterial Rehab & Reconstruction										
104016	Citywide Non-Arterial Sidewalk Repair and Construction										
104000	Bond Issuance Costs										
104039	Harvard Ave. - Admiral Blvd. to Pine St.	Jun-12	May-13	Meshek	\$312	95%	Mar-18	May-19	Becco	\$3,529	100%
104041	Memorial Dr. - 21st St. S. to 11th St. S.	Aug-12	Dec-13	BKL	\$352	95%	Jul-19	Jul-21	Becco		96%
104043	Pine St. - Yale Ave. to Sheridan Rd.	Aug-12	Mar-13	Dewberry	\$467	95%	Jul-20	Jun-22	Becco	\$4,587	56%
144023	Citywide - Arterial Routine & Preventative Maintenance										
144022	Citywide-Art/Non-Art Routine & Preventative Maintenance										
104053	Pine St. - Yale Ave. Intersection	Jan-13	Aug-13	Dewberry	\$247	100%		2015			100%
104054	Citywide - General Engineering / Testing / Inspection										
TOTAL FUNDS 4260-4266 - 2008 Streets General Obligation Bond											
FUNDS 4270-4273 - 2014 STREETS GENERAL OBLIGATION BOND											
Streets, Expressways, Sidewalks, Traffic Calming											
Arterial Street Rehabilitation and Citywide Projects:											
144200	36th St. - N. MLK Jr. Blvd. to Peoria Ave.	Jun-15	Mar-20	PEC	\$232	90%			Ground Level	\$4,895	
144201	Apache St. - MLK Jr. Blvd. to Peoria Ave.	Nov-14	Aug-15	MESHEK	\$267	95%	Mar-19	Nov-19	Crossland	\$3,380	100%
144202	Apache St. - Peoria Ave. to Lewis Ave.	Aug-16	Mar-17	C&K	\$500	98%					
144203	W. 41st St. S. - 41st W. Ave. to S. 33rd W. Ave.	Sep-14	Aug-15	DEWBERRY	\$175	95%					
144204	S. 33rd W. Ave. - 41st St. to 51st St.	Sep-14	Aug-15	DEWBERRY	\$275	95%					
144205	Apache St. - Lewis Ave. to Harvard Ave.	Sep-14	Sep-15	GUY	\$210	92%	Oct-21				
144206	11th St. - Peoria Ave. to Utica Ave.	Nov-14	Nov-15	BKL	\$185	95%	Mar-20	Jan-21	Becco	\$2,343	100%

**CITY OF TULSA, OKLAHOMA
SALES TAX OVERVIEW COMMITTEE
TRANSPORTATION PROJECTS STATUS REPORT**

Design & Construction as of:

09/01/21

DESIGN							CONSTRUCTION				
Budget Number	Project Description	Estimated Start Date	Currently Anticipated Completion Date	Engineer	Contract Amount	Pct Compl	Adv or Contract Award Date	Currently Anticipated Completion Date	Contractor	Contract Amount	Pct Compl
144207	11th St. - Lewis Ave. to Harvard Ave.	Jun-16	Mar-17	BKL	\$205	85%					
144208	11th St. - Sheridan Rd. to Memorial Dr.	Nov-14	Nov-15	BKL	\$180	95%	Nov-21		Becco		
144209	21st St. - Garnett Rd. to 129th E. Ave.	Dec-14	Jul-15	GARVER	\$235	95%	Oct-20	Aug-21	Becco	\$4,079	84%
144210	21st St. - 129TH East Ave. Intersection	Dec-14	Jul-15	GARVER	\$156	95%	Oct-20	Aug-21	Becco		84%
144213	91st St. - Harvard Ave. to Yale Ave.		May-19	CEC	\$177	75%					
144215	Peoria Ave. - 41st St. to 51st St.	Dec-16	Aug-17	MARQUARDT	\$340	90%					
144216	41st St. - Lewis Ave. to Harvard Ave.	Oct-14	Aug-15	CEC	\$275	95%	Apr-21	Apr-22	Crossland	\$5,653	21%
144217	Apache St. & Harvard Ave. Intersection	Sep-14	Sep-15	GUY	\$176	95%					
144218	41st St. & Lewis Ave. Intersection	Oct-14	Aug-15	CEC	\$210	95%	Apr-21	Apr-22	Crossland		21%
144309	Citywide - Arterial Rehabilitation										
144110	Citywide - Arterial Sidewalk Improvements										
144020	Citywide - Arterial Routine and Preventive Maintenance										
144093	Citywide Matching Funds										
144094	ODOT Rehabilitation and Replacement Program										
	Non-Arterial Rehabilitaiton and Citywide Projects.										
144111	Maintenance Zone 1001:	May-15	Feb-16	MAR / ARB	271 / 284	95%	Feb-21		Gradeline	\$8,291	4%
144106	Maintenance Zone 1006:	Sep-14	Jun-15	TETRA-TECH	\$356	95%	Apr-19	Oct-19	Ellsworth	\$2,585	100%
144107	Maintenance Zone 1007:	Oct-14	Apr-15	Cyntergy	\$56	95%	Nov-18	Jan-21	Becco		99%
144168	Maintenance Zone 1068:	Sep-16	Sep-17	Nickle / Cowan	152./168.	95./95%					
144173	Maintenance Zone 1073:	Oct-14	Jul-15	COWAN	\$49	95%	Jul-17	Nov-17	PCSI	\$437	100%
144199	Maintenance Zone 1099:	Jun-15	Dec-15	CP&Y	\$259	95%	Apr-21	Dec-21	Crossland Heavy	\$2,343	20%
144153	Maintenance Zone 1153:	Sep-14	Jun-15	POE	\$334	95%					
144157	Maintenance Zone 1157 N:	Sep-14	Jun-15	BKL	\$302	95%	May-18	Feb-19	Ellsworth	\$3,195	100%
144158	Maintenance Zone 1157 S:	Jun-15	Mar-16	SKW	\$210	95%	Oct-19	May-20	Crossland	\$2,493	100%
144225	Maintenance Zone 2125:	Nov-14	Aug-15	WALLACE	\$179	95%	Apr-19	Jan-20	Becco	\$2,189	99%
144230	Maintenance Zone 2130:	Oct-14	Aug-15	MESHEK	\$270	95%	Oct-20	Aug-21	Becco	\$3,485	43%
144310	Maintenance Zone 3010:	May-15	Jan-16	MCCLELLAND	\$544	80%					
144311	Maintenance Zone 3011:	Jun-16	Jun-17	POE	\$656	95%	Aug-20	Sep-21	Crossland Heavy	\$7,603	99%
144317	Maintenance Zone 3017:	Oct-17	Jul-18	CGA	\$324	96%					
144320	Maintenance Zone 3020:	Aug-16	May-17	AAB	\$345	90%	Sep-21				
144413	Maintenance Zone 4013:	Sep-14	Apr-15	LEIDOS	\$512	95%					
144421	Maintenance Zone 4021:	Jul-16	Apr-17	CEC	\$343	96%					

CITY OF TULSA, OKLAHOMA
 SALES TAX OVERVIEW COMMITTEE
 TRANSPORTATION PROJECTS STATUS REPORT

Design & Construction as of:

09/01/21

DESIGN							CONSTRUCTION				
Budget Number	Project Description	Estimated Start Date	Currently Anticipated Completion Date	Engineer	Contract Amount	Pct Compl	Adv or Contract Award Date	Currently Anticipated Completion Date	Contractor	Contract Amount	Pct Compl
144431	Maintenance Zone 4031:	May-15	Feb-16	GARVER	\$576	95%					
144467	Maintenance Zone 4067 phase 1	Oct-14	Jun-15	GUY	\$344	95%	Jan-20	Aug-20	Crossland	\$3,127	100%
144467	Maintenance Zone 4067 phase 2			GUY		80%					
144452	Maintenance Zone 4152:	Oct-17	Jul-18	HUB	\$373	97%					
144527	Maintenance Zone 5027:	Nov-14	May-15	CRAFTENTULL	\$115	95%	Sep-18	Jan-19	Paragon	\$1,144	100%
144533	Maintenance Zone 5033:	Oct-14	Jun-15	CGA	\$444	95%	Oct-18	Aug-19	Crossland	\$4,847	100%
144546	Maintenance Zone 5046:	Jun-16	Mar-17	MCLELLAND	\$540	96%					
144547	Maintenance Zone 5047:	Aug-16	Jun-17	GARVER	\$584	90%	Oct-21				
144628	Maintenance Zone 6028:	Jan-18	Aug-19	MCLELLAND	\$428	90%					
144635	Maintenance Zone 6035:	May-15	Apr-16	HUB	\$253	95%	Oct-19	Jul-19	Becco	\$2,768	100%
144642	Maintenance Zone 6142:	Oct-14	Jun-15	HOOD/COT	\$78	95%			Ellsworth	\$1,313	
144645	Maintenance Zone 6145:	Oct-04	May-15	Cytergy	\$195	95%					
144740	Maintenance Zone 7040:	Jun-16	Apr-17	HUB	\$254	95%	Dec-20	Oct-21	Crossland Heavy	\$3,478	98%
144754	Maintenance Zone 7054:	Sep-17	Feb-19	POE	\$747	90%	Oct-21				
144857	Maintenance Zone 8057:	Apr-17	Jul-19	WALLACE	\$107	95%	Oct-20	Jun-21	Ellsworth	\$1,601	99%
144863	Maintenance Zone 8063:	Oct-17	Sep-19	CraftonTull/pec	\$195	80%					
144944	Maintenance Zone 9044:	Oct-14	May-15	Meshek	\$293	80%	Sep-20	May-21	Tri-Star	\$3,575	99%
144945	Maintenance Zone 9045:	Oct-14	Jul-15	GARVER	\$200	95%	Jan-19	Nov-19	Crossland	\$3,557	100%
144949	Maintenance Zone 9049:	Sep-17	May-19	GARVER	\$770	85%					
144950	Maintenance Zone 9050:	Jul-16	Feb-17	CP&Y	\$255	95%					
144951	Maintenance Zone 9051:	Jul-16	Feb-17	SKW	\$130	95%					
144015	Citywide Non-Arterial Rehabilitation										
144021	Citywide Non-Arterial Routine and Preventive Maintenance										
144016	Citywide Non-Arterial Sidewalk Improvements										
144060	Bridge No.189 - 4700 N. Iroquois Ave.	Nov-14	Jul-15	MEHLBURGER		90%					
144062	Bridge No. 323B - 12000 E. 21st	Dec-14		GARVER	\$10	95%					

TOTAL FUNDS 4270-4273 - 2014 Streets General Obligation Bond

FUNDS 4281-4285 - 2020 STREETS GENERAL OBLIGATION BOND

'Non-Arterial Street Rehabilitation Projects:

2036N1007Z	Maintenance Zone 1007:	Dec-20	Aug-21	Cowan	\$81	64%					
2036N1068Z	Maintenance Zone 1068:										
2036N1070Z	Maintenance Zone 1070:	Feb-21	Oct-21	CGA	\$204	70%					
2036N1071Z	Maintenance Zone 1071:										
2036N1072Z	Maintenance Zone 1072:										
2036N1076Z	Maintenance Zone 1076:	101/20	Jul-21	McClelland	\$236	74%					

CITY OF TULSA, OKLAHOMA
 SALES TAX OVERVIEW COMMITTEE
 TRANSPORTATION PROJECTS STATUS REPORT

Design & Construction as of:

09/01/21

DESIGN							CONSTRUCTION				
Budget Number	Project Description	Estimated Start Date	Currently Anticipated Completion Date	Engineer	Contract Amount	Pct Compl	Adv or Contract Award Date	Currently Anticipated Completion Date	Contractor	Contract Amount	Pct Compl
2036N1078Z	Maintenance Zone 1078:	Oct-20	Jun-21	Olsson	\$253	72%					
2036N1097Z	Maintenance Zone 1097:										
2036N1098Z	Maintenance Zone 1098:										
2036N1153Z	Maintenance Zone 1153:										
2036N1155Z	Maintenance Zone 1155:										
2036N1157Z	Maintenance Zone 1157:										
2036N2056Z	Maintenance Zone 2056:			Garver	hold						
2036N2065Z	Maintenance Zone 2065:	Jan-21	Sep-21	Garver	\$218	60%					
2036N2066Z	Maintenance Zone 2066:	Oct-20	Jul-21	C&K	\$101	90%					
2036N2131Z	Maintenance Zone 2131:										
2036N3004Z	Maintenance Zone 3004:										
2036N3005Z	Maintenance Zone 3005:										
2036N3008Z	Maintenance Zone 3008:										
2036N3010Z	Maintenance Zone 3010:										
2036N3011Z	Maintenance Zone 3011:										
2036N3017Z	Maintenance Zone 3017:										
2036N3075Z	Maintenance Zone 3075:										
2036N3080Z	Maintenance Zone 3080:										
2036N3081Z	Maintenance Zone 3081:	Feb-21	Oct-21	EST	\$58	60%					
2036N3082Z	Maintenance Zone 3082:										
2036N4014Z	Maintenance Zone 4014:	Oct-20	May-21	Poe	\$136	88%					
2036N4015Z	Maintenance Zone 4015:										
2036N4021Z	Maintenance Zone 4021:	Sep-20	Jul-21	CEC	\$256	70%					
2036N4022Z	Maintenance Zone 4022:	Oct-20	Apr-21	BKL	\$322	90%					
2036N4023Z	Maintenance Zone 4023:										
2036N4029Z	Maintenance Zone 4029:										
2036N4030Z	Maintenance Zone 4030:	Dec-20	Aug-21	Marquardt	\$143	90%					
2036N4031Z	Maintenance Zone 4031:										
2036N4067Z	Maintenance Zone 4067:										
2036N4069Z	Maintenance Zone 4069:										
2036N5016Z	Maintenance Zone 5016:										
2036N5026Z	Maintenance Zone 5026:										
2036N5027Z	Maintenance Zone 5027:										
2036N5033Z	Maintenance Zone 5033:										
2036N5039Z	Maintenance Zone 5039:										
2036N5040Z	Maintenance Zone 5040:	Apr-21	Aug-21	TEP	\$81	43%					
2036N6035Z	Maintenance Zone 6035:			Benham	hold						

CITY OF TULSA, OKLAHOMA
 SALES TAX OVERVIEW COMMITTEE
 TRANSPORTATION PROJECTS STATUS REPORT

Design & Construction as of:

09/01/21

DESIGN							CONSTRUCTION				
Budget Number	Project Description	Estimated Start Date	Currently Anticipated Completion Date	Engineer	Contract Amount	Pct Compl	Adv or Contract Award Date	Currently Anticipated Completion Date	Contractor	Contract Amount	Pct Compl
2036N6142Z	Maintenance Zone 6142:										
2036N6144Z	Maintenance Zone 6144:										
2036N6148Z	Maintenance Zone 6148:										
2036N6149Z	Maintenance Zone 6149:										
2036N6150Z	Maintenance Zone 6150:										
2036N7048Z	Maintenance Zone 7048:	Nov-20	Oct-21	Benham	\$252	25%					
2036N7060Z	Maintenance Zone 7060:	Dec-20	Aug-21	HUB	\$73	80%					
2036N7104Z	Maintenance Zone 7104:										
2036N7109Z	Maintenance Zone 7109:										
2036N7115Z	Maintenance Zone 7115:										
2036N8057Z	Maintenance Zone 8057:	Feb-21	Oct-21	Wallace	\$107	40%					
2036N8102Z	Maintenance Zone 8102:	Oct-20	Aug-21	FNI	\$171	60%					
2036N8113Z	Maintenance Zone 8113:										
2036N8116Z	Maintenance Zone 8116:										
2036N9036Z	Maintenance Zone 9036:										
2036N9037Z	Maintenance Zone 9037:	Jan-21	Aug-21	CP&Y	\$183	60%					
2036N9038Z	Maintenance Zone 9038:	Dec-20	Oct-21	PEC	\$71	26%					
2036N9043Z	Maintenance Zone 9043:										
2036N9044Z	Maintenance Zone 9044:			POE	hold						
2036N9045Z	Maintenance Zone 9045:										
2036N9049Z	Maintenance Zone 9049:										
2036N9050Z	Maintenance Zone 9050:	Jan-21	Sep-21	CP&Y	\$98	60%					
2036N9051Z	Maintenance Zone 9051:	Sep-20	Apr-21	Keithline	\$83	90%					
2036N9052Z	Maintenance Zone 9052:										
Arterial Street Rehabilitation Projects:											
	Arterial Street Projects:										
2036A0001Z	56th St N-MLK Blvd to 1500ft W of Peoria										
2036A0002Z	46th St N - Peoria Ave to Lewis Ave										
2036A0003Z	46th St N - Elwood Ave to MLK Jr Blvd										
2036A0004Z	36th St N - Peoria Ave to Lewis Ave										
2036A0005Z	36th St N - Osage Cnty Line to MLK Blvd										
2036A0006Z	31st St N - 53rd W Ave to 41st W Ave										
2036A0007Z	Apache St - Harvard Ave to Yale Ave			C&K							
2036A0008Z	Pine St - Gilcrease Museum Rd to Union			POE							
2036A0009Z	Pine St - Peoria Ave to Lewis Ave										
2036A0010Z	Edison St - 33rd W Ave to Union Ave										
2036A0011Z	33rd W Ave - Apache St to Pine St										

**CITY OF TULSA, OKLAHOMA
SALES TAX OVERVIEW COMMITTEE
TRANSPORTATION PROJECTS STATUS REPORT**

Design & Construction as of:

09/01/21

DESIGN							CONSTRUCTION				
Budget Number	Project Description	Estimated Start Date	Currently Anticipated Completion Date	Engineer	Contract Amount	Pct Compl	Adv or Contract Award Date	Currently Anticipated Completion Date	Contractor	Contract Amount	Pct Compl
2036A0012Z	33rd W Ave - Pine St to Edison St										
2036A0013Z	Gilcrease Museum Rd - Apache to Pine			POE							
2036A0014Z	MLK Jr Blvd - 56th St N to 46th St N										
2036A0015Z	MLK Jr Blvd - 36th St N to Apache St										
2036A0016Z	MLK Jr Blvd - Apache St to Pine St										
2036A0017Z	Peoria Ave - 56th St N to 46th St N										
2036A0018Z	Peoria Ave - 46th St N to 36th St N										
2036A0019Z	Peoria Ave - Pine St to Admiral Blvd										
2036A0020Z	Lewis Ave - Pine St to Admiral Pl										
2036A0021Z	Harvard Ave - Mohawk Blvd to 36th St N										
2036A0025Z	41st St S - Union Ave to Elwood Ave			BKL							
2036A0026Z	51st St S - 33rd W Ave to Union Ave										
2036A0027Z	61st St S - Lewis Ave to Harvard Ave										
2036A0028Z	Elwood Ave - 71st St S to 81st St S										
2036A0029Z	Lewis Ave - 61st St S to 71st St S										
2036A0030Z	Lewis Ave - 71st St S to 81st St S										
2036A0031Z	Delaware Ave - 81st St S to 91st St S										
2036A0032Z	Harvard Ave - 61st St S to 71st St S										
2036A0033Z	Harvard Ave - 71st St S to 81st St S										
2036A0034Z	Harvard Ave - 81st St S to 91st St S										
2036A0039Z	36th St N - Garnett Rd to 129th E Ave										
2036A0040Z	36th St N - 129th E Ave to 141st E Ave										
2036A0041Z	Apache St - Gilcrease Expy to Sheridan Rd										
2036A0042Z	Pine St - Lewis Ave to Harvard Ave			McClelland							
2036A0043Z	Pine St - State Hwy 11 to Mingo Rd			Poe							
2036A0044Z	Pine St - Mingo Rd to Garnett Rd										
2036A0045Z	Pine St - Garnett Rd to 129th E Ave										
2036A0046Z	Admiral Pl - Sheridan Rd to Memorial Dr										
2036A0047Z	Admiral Pl - Memorial Dr to Mingo Rd			CEC							
2036A0048Z	Admiral Pl - Garnett Rd to 129th E Ave										
2036A0049Z	11th St S - Memorial Dr to 89th E Ave										
2036A0050Z	Yale Ave - Apache St to Pine St			FNI							
2036A0051Z	Yale Ave - Pine St to Admiral Pl										
2036A0052Z	Sheridan Rd - 36th St N to Apache St										
2036A0053Z	Garnett Rd - Admiral Pl to 11th St S										
2036A0054Z	129th E Ave - 36th St N to Apache St										
2036A0055Z	129th E Ave - Apache St to Pine St			Olsson							

**CITY OF TULSA, OKLAHOMA
SALES TAX OVERVIEW COMMITTEE
TRANSPORTATION PROJECTS STATUS REPORT**

Design & Construction as of:

09/01/21

DESIGN							CONSTRUCTION				
Budget Number	Project Description	Estimated Start Date	Currently Anticipated Completion Date	Engineer	Contract Amount	Pct Compl	Adv or Contract Award Date	Currently Anticipated Completion Date	Contractor	Contract Amount	Pct Compl
2036A0064Z	11th St S - Utica Ave to Lewis Ave			Wallace							
2036A0065Z	11th St S - Harvard Ave to Yale Ave										
2036A0066Z	15th St S - Boston Ave to Denver Ave										
2036A0067Z	15th St S - Harvard Ave to Yale Ave										
2036A0068Z	21st St S - Lewis Ave to Harvard Ave										
2036A0069Z	21st St S - Harvard Ave to Yale Ave										
2036A0070Z	Peoria Ave - 21st St S to 31st St S										
2036A0077Z	15th St S - Sheridan Rd to 73rd E Ave										
2036A0078Z	41st St S - Yale Ave to Sheridan Ave										
2036A0079Z	Yale Ave - 31st St S to 36th St S										
2036A0080Z	Yale Ave - 41st St S to I-44										
2036A0081Z	Sheridan Rd - 21st St S to 31st St S										
2036A0082Z	Sheridan Rd - 31st St S to 41st St S										
2036A0083Z	Sheridan Rd - 41st St S to 51st St S										
2036A0086Z	Admiral Pl: 225th EA to 22200 Blk E Adm.										
2036A0087Z	11th St S - 145th E Ave to 161st E Ave										
2036A0088Z	11th St S - 161st E Ave to 177th E Ave										
2036A0089Z	11th St S - 177th E Ave to 193rd E Ave										
2036A0090Z	21st St S - 145th E Ave to 161st E Ave										
2036A0091Z	21st St S - 161st E Ave to 177th E Ave										
2036A0092Z	31st St S - Garnett Rd to 129th E Ave			Marquardt							
2036A0093Z	41st St S - 177th E Ave to 193rd E Ave										
2036A0094Z	129th E Ave - 51st St S to 61st St S										
2036A0095Z	145th E Ave - 11th St S to 21st St S										
2036A0096Z	145th E Ave - 21st St S to 31st St S										
2036A0097Z	161st E Ave - 11th St S to 21st St S										
2036A0108Z	61st St S - Sheridan Rd to Memorial Dr										
2036A0109Z	Memorial Dr - 51st St S 61st St S										
2036A0110Z	Mingo Rd - 61st St S to 71st St S										
2036A0111Z	Mingo Rd - 91st St S to 101st St S										
2036A0113Z	101st St S- Yale Ave to Sheridan Ave										
2036A0114Z	101st St S - Sheridan Rd to Memorial Dr										
2036A0115Z	111st St S - Yale Ave to Sheridan Rd										
2036A0116Z	121st St S - Yale Ave to Sheridan Rd										
2036A0117Z	Yale Ave - 61st St S to 71st St S										
2036A0118Z	Yale Ave - 111th St S to 121st St S										
2036A0119Z	Sheridan Rd - 71st St S to 81st St S			CGA							

CITY OF TULSA, OKLAHOMA
 SALES TAX OVERVIEW COMMITTEE
 TRANSPORTATION PROJECTS STATUS REPORT

Design & Construction as of:

09/01/21

DESIGN							CONSTRUCTION				
Budget Number	Project Description	Estimated Start Date	Currently Anticipated Completion Date	Engineer	Contract Amount	Pct Compl	Adv or Contract Award Date	Currently Anticipated Completion Date	Contractor	Contract Amount	Pct Compl
2036A0122Z	41st St S - Riverside Dr to Peoria Ave										
2036A0123Z	41st St S - Peoria Ave to Lewis Ave										
2036A0124Z	Peoria Ave - 31st St S to 41st St S										
2036A0125Z	Lewis Ave - 41st St S to I-44										
	Intersection Projects										
2036A0022Z	36th St N & Harvard Ave Intersection										
2036A0023Z	Apache St & MLK Jr Blvd Intersection										
2036A0024Z	Pine St & Gilcrease Museum Rd Intersection										
2036A0035Z	41st St S & Elwood Ave Intersection			BKL							
2036A0036Z	51st St S & 33rd W Ave Intersection										
2036A0037Z	71st St S & Union Ave Intersection										
2036A0038Z	81st St S & Union Ave Intersection										
2036A0056Z	36th St N & 129th E Ave Intersection										
2036A0057Z	Pine St & Sheridan Rd Intersection										
2036A0058Z	Pine St & Mingo Rd Intersection			Poe							
2036A0059Z	Pine St & Garnett Rd Intersection										
2036A0060Z	Admiral Pl & Sheridan Rd Intersection										
2036A0061Z	Admiral Pl & Garnett Rd Intersection										
2036A0062Z	11th St S & Sheridan Rd Intersection										
2036A0063Z	11th St S & Mingo Rd Intersection										
2036A0071Z	11th St S & Peoria Ave Intersection										
2036A0072Z	11th St S & Lewis Ave Intersection			Wallace							
2036A0073Z	11th St S & Harvard Ave Intersection										
2036A0074Z	15th St S & Harvard Ave Intersection										
2036A0075Z	21st St S & Harvard Ave Intersection										
2036A0076Z	31st St S & Peoria Ave Intersection										
2036A0084Z	15th St S & Sheridan Rd Intersection										
2036A0085Z	41st St S & Yale Ave Intersection										
2036A0098Z	11th St S & 145th E Ave Intersection										
2036A0099Z	11th St S & 161st E Ave Intersection										
2036A0100Z	11th St S & 177th E Ave Intersection										
2036A0101Z	11th St S & 193rd E Ave Intersection										
2036A0102Z	21st St S & 145th E Ave Intersection										
2036A0103Z	21st St S & 161st E Ave Intersection										
2036A0104Z	21st St S & 177th E Ave Intersection										
2036A0105Z	21st St S & 193rd E Ave Intersection										
2036A0106Z	31st St S & 145th E Ave Intersection										

CITY OF TULSA, OKLAHOMA
 SALES TAX OVERVIEW COMMITTEE
 TRANSPORTATION PROJECTS STATUS REPORT

Design & Construction as of:

09/01/21

DESIGN							CONSTRUCTION				
Budget Number	Project Description	Estimated Start Date	Currently Anticipated Completion Date	Engineer	Contract Amount	Pct Compl	Adv or Contract Award Date	Currently Anticipated Completion Date	Contractor	Contract Amount	Pct Compl
2036A0107Z	41st St S & 177th E Ave Intersection										
2036A0112Z	91st St S & Memorial Dr Intersection										
2036A0120Z	121st St S & Yale Ave Intersection										
2036A0121Z	111th St S & Yale Ave Intersection										
2036A0126Z	41st St S & Peoria Ave Intersection										
Arterial Street Widening Projects:											
2036W0001Z	Gilcrease Museum Rd - Pine St to Admiral Blvd			Poe		2%					
2036W0002Z	81st St S - Tacoma Ave to Maybelle Ave										
2036W0003Z	81st St S & Elwood Ave Intersection										
2036W0004Z	91st St S - Memorial Dr to Mingo Rd			Garver		40%					
2036W0005Z	101st St S & Sheridan Rd Intersection										
2036W0006Z	81st St S - Harvard Ave to Yale Ave										
Central Business District (CBD)											
Streets and Alleyways											
2036D0001Z	4th St										
2036D0002Z	MLK Ave & Detroit Ave north of BNSF	Aug-20	Feb-21	Poe		95%	10/1/2021				
2036D0003Z	Cincinnati Ave			Poe							
2036D0004Z	Detroit Ave south of BNSF			Poe							
2036D0005Z	Reconciliation Way	Aug-20	Feb-21	Poe		70%					
2036D0006Z	Lansing Ave			Poe							
2036D0007Z	Alleyways			Str & Stwtr							
Bridge Maintenance & Rehabilitation											
2037B0201C	Bridge #201C			Benham							
2037B0216Z	Bridge #216										
2037B0219D	Bridge #219D										
2037B0286Z	Bridge #286			Benham							
2037B0340Z	Bridge #340										
2037B0343Z	Bridge #343			Benham							
2037B0179Z	Bridge #179										
2037B0232Z	Bridge #232										
2037B0245Z	Bridge #245	Jan-21	Sep-21	Garver	\$89	54%					
2037B0258Z	Bridge #258	Jan-21	Sep-21	Garver	\$35	54%					
2037B0263Z	Bridge #263	Jul-21		CP&Y		40%					
2037B0301Z	Bridge #301	Jul-21		CP&Y		40%					
2037B0359Z	Bridge #359										
2037B0232A	Bridge #232A	Jan-21	Sep-21	Garver		60%					

CITY OF TULSA, OKLAHOMA
 SALES TAX OVERVIEW COMMITTEE
 TRANSPORTATION PROJECTS STATUS REPORT

Design & Construction as of:

09/01/21

DESIGN							CONSTRUCTION				
Budget Number	Project Description	Estimated Start Date	Currently Anticipated Completion Date	Engineer	Contract Amount	Pct Compl	Adv or Contract Award Date	Currently Anticipated Completion Date	Contractor	Contract Amount	Pct Compl
2037B0301A	Bridge #301A										
2037B0425Z	Bridge #425										
2037B0225Z	Bridge #225										
2037B0167Z	Bridge #167			Garver							
2037B0173Z	Bridge #173			Poe							
2037B0236Z	Bridge #236										
2037B0241Z	Bridge #241	Jul-21		CP&Y	\$54	40%					
2037B0261A	Bridge #261A			Garver							
2037B0261B	Bridge #261B			Garver							
2037B0269Z	Bridge #269			Benham							
2037B0474Z	Bridge #474										
2037B0482Z	Bridge #482										
2037B0153Z	Bridge #153										
2037B0183Z	Bridge #183										
2037B0252Z	Bridge #252										
2037B0271Z	Bridge #271										
2037B0322Z	Bridge #322			Benham							
2037B0329Z	Bridge #329										
2037B0478Z	Bridge #478										
2037B0204Z	Bridge #204	Mar-21		CP&Y		90%					
2037B0315Z	Bridge #315										
2037B0336Z	Bridge #336										
2037B0404Z	Bridge #404										
2037B0346Z	Bridge #346										
2037B0423Z	Bridge #423			Benham							
2037B0424Z	Bridge #424										
2037B1000Z	Citywide Bridge Rehab and Inspection										
Citywide Projects											
Citywide ADA Transition Plan Impl & Update (ROW)											
2036X0001Z	Transition Plan Update										
2036X0002Z	Transit Stops										
2036X0003Z	Signalized Intersections			BKL							
2036S0001Z	Sidewalk Corridors			BKL							
2036X0004Z	Citywide Infrastructure Partnership Funds										
2036N0001Z	Citywide Non-Arterial Routine & Preventive										
2036A1000Z	Citywide Arterial Routine and Preventive										

CITY OF TULSA, OKLAHOMA
 SALES TAX OVERVIEW COMMITTEE
 TRANSPORTATION PROJECTS STATUS REPORT

Design & Construction as of:

09/01/21

DESIGN							CONSTRUCTION				
Budget Number	Project Description	Estimated Start Date	Currently Anticipated Completion Date	Engineer	Contract Amount	Pct Compl	Adv or Contract Award Date	Currently Anticipated Completion Date	Contractor	Contract Amount	Pct Compl
2036A1001Z	Pavement Reinspection										
2035X0001Z	Transit-MTTA-Route 66 Bus Rapid Transit			HNTB							
	Traffic Engineering										
2036X0005Z	Signal Coordination & Communication										
2036X0006Z	Signal Installation, Repair and Replace										
2036X0007Z	Traffic Calming										
2036X0008Z	Lighting Repair and Replacement										
2036X0009Z	Pavement Markings and Signs										
2036X0010Z	Guardrail Repair and Replacement										
2039X0009Z	Traffic Studies										
	Bicycle-Pedestrian Infrastructure										
2036S0002Z	Go Plan Implementation - Engineering			Garver							
2036S0003Z	Go Plan Implementation-Traffic Operation			Traffic							
2036S0004Z	Arterial Sidewalk			Strt & Strmwtr							
2036S0005Z	Non Arterial Sidewalk			Strt & Strmwtr							
2036X0011Z	Arena District Mstr Plan Implementation										
TOTAL FUNDS 4281-4285 - 2020 STREETS GENERAL OBLIGATION BOND											

* Same design contract for \$35,000

** Same design contract for \$15,000

.... Total contract with Becco is \$4,448,000 for stormwater project 993311 & street projects 6008-014180 & 6312-994526

Finance and Economic Indicators



FINANCIAL REPORT TO CITY COUNCIL

Wednesday, October 6, 2021

I. Financial Report

Revenue: 2016 Vision 0.305 Percent and 2022 Sales Tax 0.45 Percent Sales Tax Funds

	Fiscal Year to Date		
	September	Thru September	Actual vs Budget
Actual	\$ 9,268,463	\$ 27,782,948	\$ 1,414,631
Adopted Budget - Current Year	8,704,050	26,368,317	564,413

Expenditures

Fund	August	Fiscal Year to Date Thru August
409 - 2022 Sales Tax	\$ 1,884,400	\$ 3,764,029
4001, 4003-4004 - Tulsa Vision Rev Bonds	44,364,760	38,243,396
4000 - Tulsa Vision Sales Tax	9,893,140	14,033,621
405 - 2014 Sales Tax	13,891,373	5,915,951
404 - 2008 Streets Temporary Sales Tax	-	-
402 - 2006 Special Extended Sales Tax	776,179	508,592

II. Expenditures in Other Funds

Fund	August	Fiscal Year to Date Thru August
401 - 2001 Sales Tax	0	0
428 - 2020 GO Bond	1,519,244	6,053,887
427 - 2014 GO Bond	10,872,564	65,993,775
426 - 2008 GO Bond	2,696	3,190,238
425 - 2005 GO Bond	0	388,587
TOTAL \$	12,394,505	\$ 75,626,488

III. Items for the City Council's Attention

- A. Monthly Financial Reports
- B. STOC Committee and Subcommittee Minutes and Reports

IV. Attachments

- A. Attendance Record for the last 12 months
- B. STOC Committee and Subcommittee Minutes and Reports

Respectfully submitted,

Ashley R. Webb, Chair

Attachments

cc: James Wagner
 Keith Eldridge
 Gary Hamer

STOC

SALES TAX OVERVIEW COMMITTEE

Ashley Webb
Chair

Ashley R. Webb
Riggs, Abney, Neal, Turpen, Orbison & Lewis Inc.
Attorney At Law
Tulsa, OK 74119
(918) 699-8905

To: City Council

Date: September 28, 2021

Subject: August Report to City Council

Attached is the September 2021 Sales Tax Overview Committee (STOC) Status Report

2006 Special Extended Sales Tax

August expenditures totaled \$388,000, of which \$382,000 was spent on the Site Acq. For Addnl. Station project. Encumbrances and commitments total \$3,275,000. Current appropriations for the 2006 Special Extended Sales Tax Fund total \$271,812,000. There is a current appropriation balance of \$10,825,000.

2008 Sales Tax Special Temporary Streets

August expenditures totaled \$0.00, of which there were no expenditures in August. Encumbrances and commitments total \$181,000. Current appropriations for the 2006 Special Extended Sales Tax Fund total \$145,494,000. There is a current appropriation balance of \$125,000.

2014 Sales Tax

August expenditures totaled \$6,946,000, of which \$3,318,000 was spent on the Art Street Rehab & Citywide project. Encumbrances and commitments total \$71,693,000. Current appropriations for the 2006 Special Extended Sales Tax Fund total \$567,423,000. There is a current appropriation balance of \$153,904,000.

2016 Sales Tax

August expenditures totaled \$4,947,000, of which \$4,616,000 was spent on the Transfer to TPFA 2017 project. Encumbrances and commitments total \$18,813,000. Current appropriations for the 2006 Special Extended Sales Tax Fund total \$192,472,000. There is a current appropriation balance of \$82,278,000.

2016 Revenue Bond

August expenditures totaled \$22,182,000, of which \$16,294,000 was spent on the Zink Lake and Related Improve project. Encumbrances and commitments total \$83,448,000. Current appropriations for the 2006 Special Extended Sales Tax Fund total \$350,600,000. There is a current appropriation balance of \$48,334,000.

2020 Sales Tax

August expenditures totaled \$942,000, of which \$940,000 was spent on the Capital Equipment project. Encumbrances and commitments total \$9,553,000. Current appropriations for the 2006 Special Extended Sales Tax Fund total \$33,418,000. There is a current appropriation balance of \$21,949,000.

2020 General Obligation Bonds

August expenditures totaled \$760,000, of which \$130,000 was spent on the Maintenance Zone 7048 project. Encumbrances and commitments total \$5,261,000. Current appropriations for the 2006 Special Extended Sales Tax Fund total \$17,500,000. There is a current appropriation balance of \$9,195,000.

2014 General Obligation Bonds

August expenditures totaled \$5,436,000, of which \$1,263,000 was spent on the Maintenance Zone 7040 project. Encumbrances and commitments total \$32,932,000. Current appropriations for the 2006 Special Extended Sales Tax Fund total \$277,500,000. There is a current appropriation balance of \$64,378,000.

2008 General Obligation Bonds

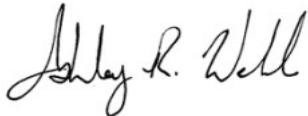
August expenditures totaled \$1,000, of which \$245,000 was spent on the Citywide Nonarterial Reh&Re project. Encumbrances and commitments total \$13,952,000. Current appropriations for the 2006 Special Extended Sales Tax Fund total \$230,055,000. There is a current appropriation balance of \$6,997,000.

2005 General Obligation Bonds

August expenditures totaled \$0.00, of which there were no expenditures in August. Encumbrances and commitments total \$755,000. Current appropriations for the 2006 Special Extended Sales Tax Fund total \$74,919,000. There is a current appropriation balance of \$160,000.

Respectfully submitted,

Ashley Webb, Chair



Attachments

cc: James Wagner
Keith Eldridge
Gary Hamer

MAJOR CAPITAL IMPROVEMENTS CONSTRUCTION FUNDS SUMMARY

As of August, 2021

	CURRENT		EXPENDITURES		ENCUMBERED	PERCENT	BALANCE
	APPROPRIATIONS		Current Month	To Date			
Fund 401 and Fund 403							
2001 Third Penny Sales Tax and 2006 Advance Funded Sales Tax	\$ 112,558,928	\$ -	\$ 112,389,271	\$ 14,589	100%	\$ 155,068	
Fund 402							
2006 Third Penny Sales Tax Extension	\$ 271,811,704	\$ 388,090	\$ 257,710,983	\$ 3,275,232	96%	\$ 10,825,490	
Fund 404							
2008 Sales Tax Special Temporary Streets Fund	\$ 145,493,500	\$ -	\$ 145,187,657	\$ 180,862	100%	\$ 124,981	
Fund 405							
2014 Sales Tax Fund	\$ 567,422,929	\$ 6,945,686	\$ 341,826,346	\$ 71,693,018	73%	\$ 153,903,565	
Fund 406: 4000							
2016 Sales Tax Fund	\$ 192,471,770	\$ 4,946,570	\$ 91,380,647	\$ 18,812,906	57%	\$ 82,278,217	
Fund 406: 4001, 4003, 4004							
2016 Revenue Bond Fund	\$ 350,600,000	\$ 22,182,380	\$ 218,818,474	\$ 83,447,862	86%	\$ 48,333,664	
Fund 409							
2020 Sales Tax Fund	\$ 33,417,778	\$ 942,200	\$ 1,915,608	\$ 9,553,053	34%	\$ 21,949,116	
Fund 428							
2020 General Obligation Bonds	\$ 17,500,000	\$ 759,622	\$ 3,043,684	\$ 5,261,268	47%	\$ 9,195,048	
Fund 427							
2014 General Obligation Bonds	\$ 277,500,000	\$ 5,436,282	\$ 180,189,851	\$ 32,932,364	77%	\$ 64,377,785	
Funds 426							
2008 General Obligation Bonds	\$ 230,054,937	\$ 1,348	\$ 209,106,106	\$ 13,951,909	97%	\$ 6,996,921	
Funds 425							
2005 General Obligation Bonds	\$ 74,919,257	\$ -	\$ 74,004,600	\$ 754,594	100%	\$ 160,063	
Fund 740: 7401-7408							
TMUA--Water Capital Fund	\$ 398,664,697	\$ 5,913,216	\$ 292,350,378	\$ 46,222,678	85%	\$ 60,091,641	
Funds 750: 7501-7520							
TMUA-Sanitary Sewer Capital Funds	\$ 526,910,375	\$ 4,572,522	\$ 376,134,025	\$ 66,748,365	84%	\$ 84,027,985	

Report On Tulsa Economic Indicators July 2020

Economic Overview

Economic Overview will be updated at the end of every quarter. The Next EO summary will be posted with the September 2021 Report.

Wage & Salary Employment Conditions

Labor force participation grew in July, reporting a total of 489,400. Compared to the previous month. This was an increase of 600 or 0.1% in Labor participants. Meanwhile, the Total Employment survey reported an increase of 4,600 positions within the metro area. This was an increase of 1.0% over the previous month and reported a total of 474,400. The area unemployment rate was reported at 3.9% for July which is flat from the June number of 3.9%. Total unemployment for the area was 7.6% this time last year. Regarding the second employment survey, Wage and Salary Employment decreased by (2,700) in July, to report a total of 438,100. The Manufacturing sector reported an decrease of 1,300 positions in July to total 46,300. The Service sector reported an increase of 1,700 positions totaling 226,100 positions. Trade reported an increase of 500 positions this month, totaling 83,00 for July.

Construction Conditions

We are still working to provide this information and are hopeful we can start receiving it in the future

Freight Conditions

TIA reported July boarding at 130,295 passengers. Outgoing passenger counts grew by 7,633 over the previous month. This time last year, the airport reported a total 58,136 for the month. July cargo grew at the TIA, increasing by 300 tons, and reporting a total of 4,957 tons shipped in July. Lastly, freight at the Port of Catoosa reported 155,985 of barge tonnage for the month. This is up vs. previous month by 72,964 in barge tonnage.

Enterprise Customers

We are still working to provide this information and are hopeful we can start receiving it in the future.

Price Indices

PPI was up in July at 216.4

MCI moved up 1.4% in July to 281.9

CPI-U moved up 0.5% in July to 257.8ⁱ

20 Year GO Bond rates fell by 7 basis points to 2.06% in July

Revenue Bond rates fell by 7 basis points to 2.42% in July

30-Day Treasury Bill rates moved up 417.8 basis points to 4.200% in July

ⁱ The annualized average for Fiscal year 2018 was 235.4. The annualized median for the last three Fiscal Years was 230.7

Tulsa Economic Indicators

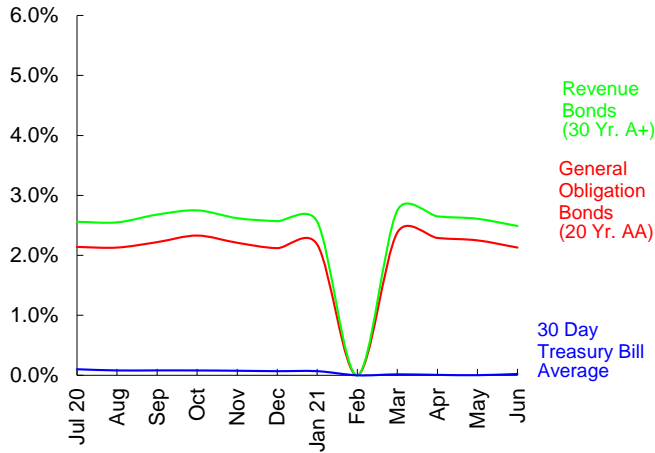
Most Recent Twelve Months

(unless otherwise Indicated)

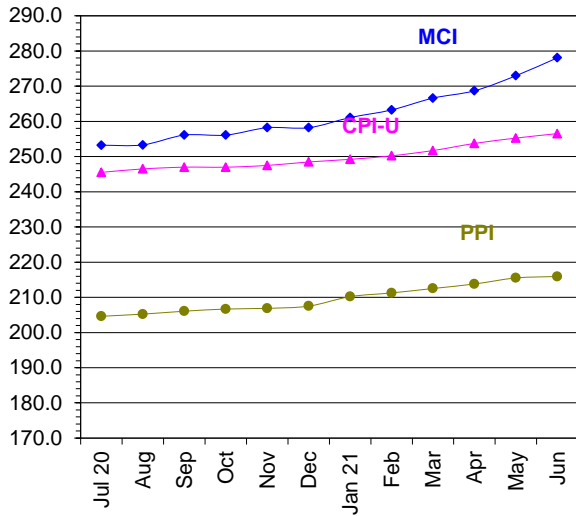
	July 20 to June 21	July 19 to June 20	Change
Wage & Salary			
Employment (TMSA 12 Mo. Avg.):	<u>Jun-21</u>	<u>Jun-20</u>	
Manufacturing	47,300	52,800	(10.4%)
Services	221,000	224,000	(1.3%)
Trade	81,400	84,600	(3.8%)
Other	<u>86,500</u>	<u>87,700</u>	(1.4%)
Total	436,200	449,100	(2.9%)
Unemployment Rates (TMSA 12 Mo. Avg.):			
	<u>Jun-21</u>	<u>Jun-20</u>	
Tulsa MSA	5.4%	5.3%	0.1%
Oklahoma	5.0%	5.2%	-0.2%
United States	7.0%	6.0%	1.0%
Tulsa City Construction (Calendar YTD): *			
	<u>Jun-21</u>	<u>Jun-20</u>	
Single Family Units	229	187	22.5%
Multi-Family Units		298	NA
Value of :			
Retail Permits	#VALUE!	\$11,330,000	NA
Office Permits	#VALUE!	\$15,780,100	NA
Industrial Permits	\$0	\$12,200,010	(100.0%)
Air Passengers (Calendar YTD):			
	<u>Jun-21</u>	<u>Jun-20</u>	
Air Passengers (Calendar YTD):	481,300	319,100	50.8%
Barge Tonnage (Calendar YTD):			
	<u>Jun-21</u>	<u>Jun-20</u>	
Barge Tonnage (Calendar YTD):	667,400	1,136,400	(41.3%)
Price and Cost Indices:			
	<u>Jun-21</u>	<u>Jun-20</u>	
Consumer Price Index - Urban	256.5	244.0	5.1%
Producer Price Index	215.9	203.4	6.2%
Municipal Cost Index (Est.)	278.1	253.2	9.8%
(Indices are not adjusted for seasonality)			
Financial Rates (Monthly Avg.):			
	<u>Jun-21</u>	<u>Jun-20</u>	
30-Day Treasury Bill	0.022%	0.12%	(0.10)
Municipal General Obligation Bond			
Buyer 11 Bond Index (20 Yr. A-AAA)	2.13%	2.19%	(0.06)
Municipal Revenue Bond Buyer			
25 Bond Index (25 Yr. A-AA+)	2.49%	2.61%	(0.12)
Utilities:			
	<u>Jun-21</u>	<u>Jun-20</u>	
Water Customers	0	141,100	(100.0%)
Sewer Customers	0	133,200	(100.0%)

*Data unavailable at time of report. Therefore figure is a 12 month average forecast.

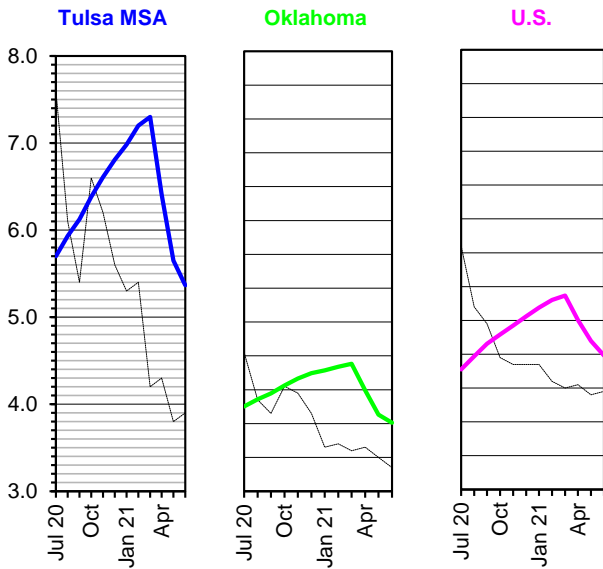
Rates on Municipal Investments and Cost of Financing**



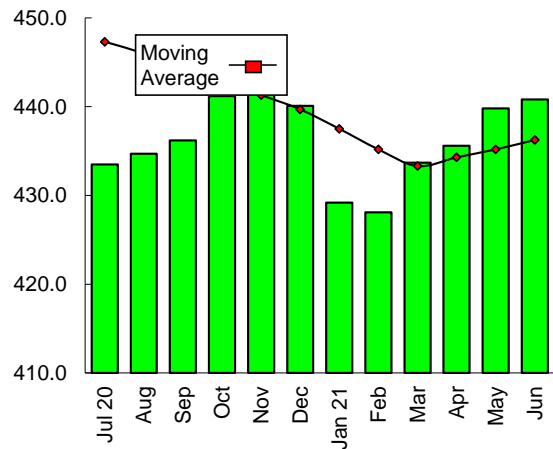
Consumers, Producers, and Municipal Price/Cost Indices



Monthly (- -) and Average (—) Unemployment Rates (Most Recent 12 Months)



Tulsa MSA Wage & Salary Employment and 12 Month Moving Average (000's)




*Data unavailable at time of report. Therefore figure is a 12 month average forecast.

**Short Term Capital Purchases Summary (Fund 477) as of August 2021
2006 Sales Tax Capital Equipment Replacement Report**

Department/Entitiy	Appropriations	Month's Expenditures	Year to Date Expenditures	Encumbrances Commitments	Balance
Human Resources	\$ 40,000	\$ -	\$ -	\$ -	\$ 40,000
Finance	\$ 14,847	\$ -	\$ 12,941	\$ 1,906	\$ -
Legal	\$ 4,800	\$ -	\$ -	\$ -	\$ 4,800
Asset Management	\$ 612,820	\$ 8,163	\$ 8,163	\$ 90,607	\$ 514,050
Information Technology	\$ 6,719,669	\$ 425,995	\$ 397,120	\$ 1,619,500	\$ 4,703,050
Police	\$ 4,363,029	\$ 64,500	\$ 167,471	\$ 2,726,946	\$ 1,468,612
Fire	\$ 917,476	\$ 119,358	\$ 184,988	\$ 204,428	\$ 528,061
Municipal Court	\$ 23,538	\$ -	\$ -	\$ -	\$ 23,538
Engineering Services	\$ 217,630	\$ -	\$ -	\$ -	\$ 217,630
Streets & Stormwater	\$ 2,681,133	\$ 102,176	\$ 190,485	\$ 1,293,248	\$ 1,197,400
Parks & Recreation	\$ 955,506	\$ -	\$ -	\$ 186,435	\$ 769,071
Gilcreas Museum admin	\$ 48,105	\$ -	\$ -	\$ -	\$ 48,105
WIN	\$ 537,474	\$ -	\$ -	\$ 207,949	\$ 329,525
Development Services	\$ 188,100	\$ -	\$ -	\$ -	\$ 188,100
City Council	\$ 967	\$ -	\$ -	\$ 967	\$ 0
Transfer to Other Funds*	\$ 123,000	\$ -	\$ 123,000	\$ -	\$ -
Transfer to River Parks*	\$ 42,000	\$ -	\$ 42,000	\$ -	\$ -
Transfer to TAEMA*	\$ 32,000	\$ -	\$ 32,000	\$ -	\$ -
Transportation Grants to MTTA*	\$ 115,000	\$ 115,000	\$ 115,000	\$ -	\$ -
	\$ 17,637,094.00	\$ 835,192.82	\$ 1,273,167.83	\$ 6,331,985.12	\$ 10,031,941.05

* Total appropriation is transferred to the agency in a lump sum during the year and incorporated into their budget.

City of Tulsa
Department of Finance
FINANCIAL REPORT



SALES TAX OVERVIEW COMMITTEE

PERIOD ENDING **August 31, 2021**

City of Tulsa
Department of Finance
FINANCIAL REPORT



G. T. Bynum
Mayor

James Wagner
Director of Finance

MAYOR

G. T. Bynum

CITY COUNCIL

VANESSA HALL-HARPER.....DISTRICT 1
JEANNIE CUEDISTRICT 2
CRISTA PATRICKDISTRICT 3
KARA JOY MCKEEDISTRICT 4
MYKEY ARTHRELL-KNEZEK.....DISTRICT 5
CONNIE DODSONDISTRICT 6
LORI DECTER WRIGHTDISTRICT 7
PHIL LARKIN JRDISTRICT 8
JAYME FOWLERDISTRICT 9

CITY AUDITOR

CATHY CRISWELL

SALES TAX OVERVIEW COMMITTEE

Ashley Webb, Chair
Linda Jenkins, Vice Chair
Rhonda Hinrichs, Secretary

Rhonda Hinrichs	Linda Jenkins
Paul McTighe	Sylvia Powell
Karen O'Brien	Renee Plocek
	Ashley Webb
Kathy Sebert	Jeff Covington
Jesse Guardiola	Alex Gomez
Ellouise Cochran	Janae Bradford
Jonathan Hall	Steve King
Scott Grizzle	Steven Watts
Pamela Amburgy	Mareo Johnson
Marcia Bruno-Todd	

SALES TAX OVERVIEW COMMITTEE REPORT
Table of Contents

<u>FUND NO.</u>	<u>PAGE NO.</u>
TABLE OF CONTENTS	3
CONSOLIDATED REPORTS	
Balance Sheets.....	4
Schedule of Sales Tax Revenue	5
402.....2006 SPECIAL EXTENDED SALES TAX.....	6
Statement of Revenue, Expenditures, and Encumbrances.....	7
405.....2014 EXTENDED 1.1% SALES TAX.....	10
Statement of Revenue, Expenditures, and Encumbrances.....	11
409.....2020 SALES TAX.....	15
Statement of Revenue, Expenditures, and Encumbrances.....	16
40002016 LIMITED PURPOSE TEMPORARY SALES TAX	18
Statement of Revenue, Expenditures, and Encumbrances.....	19
40012016 VISION ADVANCE FUNDED REVENUE BOND FUND	21
Statement of Revenue, Expenditures, and Encumbrances.....	22
40032016 VISION ADVANCE FUNDED REVENUE BOND FUND	24
Statement of Revenue, Expenditures, and Encumbrances.....	25
40042016 VISION ADVANCE FUNDED REVENUE BOND FUND	27
Statement of Revenue, Expenditures, and Encumbrances.....	28
4260-42662008 GO BOND FUNDS	30
Statement of Revenue, Expenditures, and Encumbrances.....	31
4270-42742014 GO BOND FUNDS	35
Statement of Revenue, Expenditures, and Encumbrances.....	36
4281-428X.....2020 GO BOND FUNDS	40
Statement of Revenue, Expenditures, and Encumbrances.....	41
COMBINED STATEMENT OF OTHER FUND ACTIVITY	44
(400, 401, 403, 409, 425)	45
BUDGET ACTIONS.....	46

**CITY OF TULSA, OKLAHOMA
SALES TAX OVERVIEW COMMITTEE REPORT
BALANCE SHEET
AUGUST 2021**

	FUND 402 2006 SPECIAL EXTENDED SALES TAX	FUND 405 2014 EXTENDED 1.1% SALES TAX	FUND 409 2020 SALES TAX	FUND 4000 2016 LIMITED PURPOSE TEMPORARY SALES TAX	FUNDS 4260 through 4266 2008 GO BOND FUNDS	FUNDS 4270 through 4274 2014 GO BOND FUNDS	FUNDS 4281 through 4285 2020 GO BOND FUNDS	TOTAL
ASSETS:								
POOLED EQUITY WITH TREASURER ACCRED INTERST RECEIVABLE	\$15,277,179.27	\$241,117,909.98	\$9,924,719.94	\$59,044,376.43	\$19,998,033.96	\$95,190,369.75	\$13,435,321.38	\$440,552,589.33
OTHER CURRENT RECEIVABLES	48,316.46	758,489.38	8,744.55	147,431.25				\$962,981.64
TAX RECEIVABLE		11,451,671.97		3,175,236.32				\$3,175,236.32
				1,394,001.31				\$12,845,673.28
TOTAL ASSETS	\$15,325,495.73	\$253,328,071.33	\$9,933,464.49	\$63,761,045.31	\$19,998,033.96	\$95,190,369.75	\$13,435,321.38	\$457,536,480.57
LIABILITIES, RESERVES, AND FUND BALANCE:								
LIABILITIES AND RESERVE FOR ENC.:								
ACCOUNTS PAYABLE	1,178.75	7,845.96		2,867.50		65.30	39,192.30	11,957.51
CONTRACTS PAYABLE - RETAINAGE	151,169.00	2,229,255.47		310,341.15	641,864.70	2,414,671.35	38,583.02	5,747,301.67
CONTRACTS RETAINAGE CLEAR		20,413.40			294,095.52			314,508.92
PURCHASING CARD ESCROW								
DUE TO OTHER FUNDS		110,149.30						110,149.30
ADVANCES FROM OTHER FUNDS								
RESERVE FOR ENCUMBRANCES	3,275,231.51	61,509,173.15	9,431,391.67	17,200,906.05	11,702,444.20	32,904,233.16	4,817,692.81	136,023,379.74
RESERVE FOR COMMITMENTS								
UNENCUMBERED FUND BALANCE:								
APPROPRIATED	10,825,489.57	153,903,564.91	502,072.82	46,246,930.61	6,943,552.92	59,655,569.70	7,795,645.25	278,077,180.53
UNAPPROPRIATED	1,072,426.90	35,547,669.14			416,076.62	215,830.24	744,208.00	37,252,002.90
RESERVED FOR ADVANCES								
TOTAL FUND BALANCE	11,897,916.47	189,451,234.05	502,072.82	46,246,930.61	7,359,629.54	59,871,399.94	8,539,853.25	315,329,183.43
TOTAL LIABILITIES, RESERVES, AND FUND BALANCE	\$15,325,495.73	\$253,328,071.33	\$9,933,464.49	\$63,761,045.31	\$19,998,033.96	\$95,190,369.75	\$13,435,321.38	\$457,536,480.57

CITY OF TULSA, OKLAHOMA
SALES TAX OVERVIEW COMMITTEE REPORT
SCHEDULE OF SALES TAX REVENUE
August 2021

Month	COMPARISON TO BUDGET (2020-2021)			COMPARISON TO PRIOR YEAR				
	BUDGET	ACTUAL	DIFFERENCE	2019-2020	2020-2021	AMOUNT	PERCENT	
	AMOUNT	AMOUNT		ACTUAL	ACTUAL	INCREASE (DECREASE)	INCREASE/DECREASE ACTUAL BUDGET	
July	\$ 8,204,546.00	\$ 9,154,501.79	\$ 949,955.79	\$ 8,610,765.00	\$ 9,154,501.79	\$ 543,736.79	6.3%	-4.7%
August	\$ 8,300,632.00	\$ 9,359,983.20	1,059,351.20	\$ 8,698,132.00	\$ 9,359,983.20	661,851.20	7.6%	-4.6%
September		\$ -	-		\$ -	-	#DIV/0!	#DIV/0!
October		\$ -	-		\$ -	-	#DIV/0!	#DIV/0!
November		\$ -	-		\$ -	-	#DIV/0!	#DIV/0!
December		\$ -	-		\$ -	-	#DIV/0!	#DIV/0!
January		\$ -	-		\$ -	-	#DIV/0!	#DIV/0!
February		\$ -	-		\$ -	-	#DIV/0!	#DIV/0!
March		\$ -	-		\$ -	-	#DIV/0!	#DIV/0!
April		\$ -	-		\$ -	-	#DIV/0!	#DIV/0!
May		\$ -	-		\$ -	-	#DIV/0!	#DIV/0!
June		\$ -	-		\$ -	-	#DIV/0!	#DIV/0!
TOTAL	\$ 16,505,178.00	\$ 18,514,484.99	\$ 2,009,306.99	\$ 17,308,897.00	\$ 18,514,484.99	\$ 1,205,587.99	7.0%	-4.6%

PERCENT INCREASE (DECREASE) 10.85%

2006 SPECIAL EXTENDED SALES TAX

FUND 402

(SIXTH THIRD PENNY SALES TAX PROGRAM)

**CITY OF TULSA, OKLAHOMA
SALES TAX OVERVIEW COMMITTEE REPORT
FUND 402 - 2006 SPECIAL EXTENDED SALES TAX**

**STATEMENT OF REVENUES, EXPENDITURES AND ENCUMBRANCES
FOR THE TWO MONTHS ENDED AUGUST 31, 2021**

	FY ESTIMATED REVENUES/ LIFE-TO-DATE APPROPRIATIONS	CURRENT MONTH	ACTUAL YEAR TO DATE	LIFE TO DATE	OUTSTANDING REVENUES/ BALANCE OF APPROPRIATIONS
<u>Revenue</u>					
Sales Tax	\$	\$	\$	\$ 430,935,953.99	\$
Donations					
Interest on Investments		7,425.82	15,398.05	16,292,046.35	(15,398.05)
Intergovernmental Revenue Federal, State & Local grants Transfers from other funds					
Miscellaneous Revenue				1,424,225.61	
Total Revenue		7,425.82	15,398.05	448,652,225.95	-15,398.05
<u>Expenditures</u>					
Project Expenditures	271,811,704.47	388,089.70	388,434.90	257,604,044.27	14,207,660.20
Total Expenditures	271,811,704.47	388,089.70	388,434.90	257,604,044.27	14,207,660.20
Excess (Deficiency) of Revenue Over Expenditures			(373,036.85)	191,048,181.68	
Completed Projects Encumbrances			3,275,231.51	174,416,586.99 3,275,231.51	
Excess (Deficiency) of Revenue Over Expenditures and Encumbrances			(3,648,268.36)	13,356,363.18	
June 30, 2018 Ending Fund Balance			13,338,565.72		
Prior year expenditures					
June 30, 2018 Encumbrances			3,666,065.82		
Adjusted Beginning Fund Balance			17,004,631.54		
Ending Fund Balance			\$ 13,356,363.18	\$ 13,356,363.18	

Fund 402
2006 SPECIAL EXTEND SALES TAX

as of: 31-Aug-21

FUND	PROJECT	TITLE	REVISED BUDGET	MTD ACTUAL	YTD ACTUAL	LTD ACTUAL	ENC	COMM	BALANCE
402	016100	Forensic Lab Expansion	14,729,241.90	0.00	0.00	14,729,241.90	0.00	0.00	0.00
402	016130	Replace 2 Police Helicopters	4,344,475.00	0.00	0.00	4,344,475.00	0.00	0.00	0.00
402	016200	Apparatus Replacement	12,863,575.91	0.00	0.00	12,863,575.91	0.00	0.00	(0.00)
402	016240	Site Acq. For Addnl. Station	5,300,000.00	381,007.23	254,584.82	2,032,205.80	2,724,601.79	0.00	543,192.41
402	016310	Network System Replacement	1,402,150.04	0.00	0.00	1,402,150.04	0.00	0.00	0.00
402	017110	General Park Improvements	4,829,359.78	1,178.75	1,482.50	4,759,822.83	56,600.87	0.00	12,936.08
402	017120	Golf Course Development	459,640.57	0.00	0.00	459,640.57	0.00	0.00	0.00
402	017140	Tulsa Zoo Department	2,938,780.81	0.00	0.00	2,938,780.81	0.00	0.00	0.00
402	060020	Comprehensive Plan Update	649,253.49	0.00	0.00	649,253.49	0.00	0.00	0.00
402	060040	Equipment Mgmt Projects	2,242,000.00	0.00	0.00	2,242,000.00	0.00	0.00	0.00
402	062100	Unservd Area & Offsite Mns	7,200,000.00	0.00	0.00	7,200,000.00	0.00	0.00	0.00
402	062120	Sswwtp 71 Ls Expansion	400,000.00	0.00	0.00	400,000.00	0.00	0.00	0.00
402	062130	Spunky Crk Bsn Ms & Ls	9,497,696.77	0.00	0.00	9,497,696.77	(0.00)	0.00	(0.00)
402	062140	Lower Bird Creek Wwtp Expn	11,000,000.00	0.00	0.00	11,000,000.00	0.00	0.00	(0.00)
402	063101	Fred Creek Drainage Imprv	12,250,000.00	0.00	0.00	12,250,000.00	0.00	0.00	0.00
402	063106	Elm Crk 6th St Drainage	2,000,000.00	0.00	0.00	2,000,000.00	(0.00)	0.00	0.00
402	063107	Citywide Mdp Updates	450,000.00	0.00	0.00	450,000.00	0.00	0.00	0.00
402	063109	Engr And Insp Svc-Fc	500,000.00	0.00	0.00	500,000.00	0.00	0.00	0.00
402	064001	Arterial Streets Rehab	28,169,343.33	0.00	0.00	27,323,566.95	53,659.33	0.00	792,117.05
402	064002	Residential Streets Rehab	25,849,169.10	0.00	0.00	25,815,173.80	0.00	0.00	33,995.30
402	064003	Traffic Signals & Lighting	2,600,000.00	0.00	0.00	2,599,970.00	0.00	0.00	30.00
402	064004	TRAFFIC SIGNAL SYNCH	1,700,000.00	0.00	0.00	1,692,173.06	0.00	0.00	7,826.94
402	064005	St Surface Rpr & Crack Seal	10,000,000.00	0.00	0.00	10,000,000.00	0.00	0.00	(0.00)
402	064060	Bridge Replacement	2,500,000.00	0.00	0.00	2,499,613.73	385.00	0.00	1.27
402	064062	Bridge Rehab/Repair Cw	2,500,000.00	2,503.22	(5,213.46)	2,475,702.86	24,297.14	0.00	0.00
402	064093	City Match-Fed/St/Co Projs	1,500,000.00	0.00	0.00	1,410,000.00	90,000.00	0.00	0.00
402	064101	41St-Garnett To 129Th E Ave	500,000.00	0.00	0.00	498,500.00	1,500.00	0.00	0.00
402	064102	81St-Memorial To Mingo	7,402,272.09	0.00	0.00	7,402,272.09	0.00	0.00	0.00
402	064103	91St & Harvard Intersection	2,217,000.00	0.00	0.00	2,217,000.00	0.00	0.00	0.00
402	064104	91St And Sheridan Inters	4,417,718.54	0.00	0.00	4,414,613.00	0.00	0.00	3,105.54
402	064105	61St St Riverside To Peoria	800,000.00	20.72	62.17	705,673.29	23,660.27	0.00	70,666.44
402	064106	Garnett-11Th To I-244	500,000.00	0.00	0.00	499,555.00	0.00	0.00	445.00
402	064107	Mingo 71St To 81St	500,000.00	0.00	0.00	498,721.40	1,278.60	0.00	(0.00)
402	064108	Pine St-Memorial To Mingo	500,000.00	3,379.78	3,379.78	434,197.87	64,893.11	0.00	909.02
402	064109	129Th-31St To 41St	5,500,000.00	0.00	0.00	5,500,000.00	0.00	0.00	0.00
402	064110	61St-Riverside To Peoria	7,369,000.00	0.00	0.00	7,369,000.00	0.00	0.00	(0.00)
402	064111	91St-Memorial To Mingo	500,000.00	0.00	0.00	59,808.17	0.00	0.00	440,191.83
402	065100	Public Facilities Renov	7,080,000.00	0.00	0.00	6,679,181.96	160,462.01	0.00	240,356.03
402	065300	Energy Efficiency Facil Impr	1,600,000.00	0.00	0.00	1,134,165.67	70,052.83	0.00	395,781.50
402	065320	Gilcrease Museum Renovation	3,342,500.00	0.00	0.00	3,342,089.45	410.55	0.00	0.00
402	065330	Performing Arts Ctr Renova	1,560,000.00	0.00	0.00	1,560,000.00	0.00	0.00	0.00
402	066210	New Fs 11-11Th/177Th	0.00	0.00	0.00	0.00	0.00	0.00	0.00
402	066220	Homeland Sec Equip Facil	2,708,852.22	0.00	0.00	2,708,852.22	0.00	0.00	0.00
402	066310	Weather Alert Sirens Repl	1,694,929.61	0.00	0.00	1,694,929.61	0.00	0.00	0.00

Fund 402
2006 SPECIAL EXTEND SALES TAX

as of: 31-Aug-21

FUND	PROJECT	TITLE	REVISED BUDGET	MTD ACTUAL	YTD ACTUAL	LTD ACTUAL	ENC	COMM	BALANCE
402	066320	61St Twr Comm Shelter Repl	299,964.04	0.00	0.00	299,964.04	0.00	0.00	0.00
402	066330	Pwr Prtct Bok Comm Site Bok	104,569.00	0.00	0.00	104,569.00	0.00	0.00	0.00
402	066340	Log Sys 800 Mhz Radio Sys	118,787.61	0.00	0.00	118,787.61	0.00	0.00	0.00
402	066350	Computer Sys Repl/Enhance	511,449.95	0.00	0.00	511,449.95	0.00	0.00	0.00
402	067120	Plgnd Splashpad Park Surfs	3,095,280.61	0.00	0.00	3,024,686.42	0.00	0.00	70,594.19
402	067130	Playground Equip Repl/Renov	1,063,517.00	0.00	0.00	1,054,597.78	0.00	0.00	8,919.22
402	067170	Carl Smith Facil Devel	235,421.96	0.00	0.00	231,991.95	3,430.01	0.00	0.00
402	067510	Trails Resurf And Widening	2,924,423.01	0.00	0.00	2,924,423.01	0.00	0.00	0.00
402	067520	EST BANK IMPR 11TH-21STS	5,250,000.00	0.00	0.00	346,031.29	0.00	0.00	4,903,968.71
402	067530	RVR WST FESTIVAL PRK RENOV	7,491,683.05	0.00	0.00	7,491,683.05	0.00	0.00	0.00
402	067540	RIVER PRKS FACIL REHAB/REPL	345,186.15	0.00	0.00	345,186.15	0.00	0.00	0.00
402	068100	Tda Downtown Prop Acq	1,720,000.00	0.00	0.00	1,720,000.00	0.00	0.00	0.00
402	068110	Kendall Whittier Plan Impl	5,000,000.00	0.00	0.00	5,000,000.00	0.00	0.00	0.00
402	068120	Dirty Butter Crk Acq Ph2	2,096,066.28	0.00	0.00	2,096,066.28	0.00	0.00	(0.00)
402	068130	Downtown Signage	1,813,710.24	0.00	0.00	1,813,710.24	0.00	0.00	0.00
402	068140	Econ Devel Infrastructure	3,000,000.00	0.00	0.00	3,000,000.00	0.00	0.00	0.00
402	068160	New Parking Garage	5,000,000.00	0.00	0.00	2,301,726.39	0.00	0.00	2,698,273.61
402	069100	Mtta System Projects	2,410,000.00	0.00	0.00	2,402,136.89	0.00	0.00	7,863.11
402	096005	Electronic Ticketing Equip	182,707.40	0.00	0.00	182,707.40	0.00	0.00	0.00
402	144104	Riverside Dr & Rltd Infrstr	250,252.64	0.00	0.00	250,252.64	0.00	0.00	0.00
402	146200	Fire - SCBA	94,389.51	0.00	0.00	94,389.51	0.00	0.00	0.00
402	156000	Radio Sys Upgrd & Assc Equip	3,545,000.00	0.00	0.00	3,545,000.00	0.00	0.00	0.00
402	170101	Capital Equipment	172,000.00	0.00	0.00	172,000.00	0.00	0.00	0.00
402	203400001Z	Tulsa Zoo Department	1,027,836.86	0.00	0.00	451,650.93	0.00	0.00	576,185.93
402	914411	Tulsa Trails	1,492,500.00	0.00	0.00	1,492,500.00	0.00	0.00	(0.00)
402	962301	Tulsa Convention Center Impr	2,000,000.00	0.00	0.00	1,981,869.61	0.00	0.00	18,130.39
402	966120	Gilcrease Exp Osage Exp-41st	4,500,000.00	0.00	0.00	4,500,000.00	0.00	0.00	0.00
			\$ 271,811,704.47	\$ 388,089.70	\$ 254,295.81	\$ 257,710,983.39	\$ 3,275,231.51	\$ -	\$ 10,825,489.57

2014 EXTENDED 1.1% SALES TAX

FUND 405

(2014 EXTENDED 1.1% SALES TAX FUND)

**CITY OF TULSA, OKLAHOMA
SALES TAX OVERVIEW COMMITTEE REPORT
FUND 405 - 2014 EXTENDED 1.1% SALES TAX**

**STATEMENT OF REVENUES, EXPENDITURES AND ENCUMBRANCES
FOR THE TWO MONTHS ENDED AUGUST 31, 2021**

	FY ESTIMATED REVENUES/ LIFE-TO-DATE APPROPRIATIONS	CURRENT MONTH	ACTUAL YEAR TO DATE	LIFE TO DATE	OUTSTANDING REVENUES/ BALANCE OF APPROPRIATIONS
Revenue					
Sales Tax	\$	\$	\$	\$ 551,323,376.53	\$
Donations					
Interest on Investments		117,404.43	244,639.78	14,886,803.81	(244,639.78)
Intergovernmental Revenue Federal, State & Local grants Transfers from other funds					
Miscellaneous Revenue				98,580.75	
Total Revenue		117,404.43	244,639.78	566,308,761.09	-244,639.78
Expenditures					
Project Expenditures	567,377,763.82	6,945,686.47	8,746,056.35	337,740,687.50	229,637,076.32
Total Expenditures	567,377,763.82	6,945,686.47	8,746,056.35	337,740,687.50	229,637,076.32
Excess (Deficiency) of Revenue Over Expenditures			(8,501,416.57)	228,568,073.59	
Completed Projects Encumbrances			71,693,017.93	71,693,017.93	
Excess (Deficiency) of Revenue Over Expenditures and Encumbrances			(80,194,434.50)	156,875,055.66	
June 30, 2018 Ending Fund Balance			169,890,740.39		
Prior year expenditures					
June 30, 2018 Encumbrances			67,178,749.77		
Adjusted Beginning Fund Balance			237,069,490.16		
Ending Fund Balance			\$ 156,875,055.66	\$ 156,875,055.66	

Fund 405

2014 SALES TAX

as of: 31-Aug-21

FUND	PROJECT	TITLE	REVISED BUDGET	MTD ACTUAL	YTD ACTUAL	LTD ACTUAL	ENC	COMM	BALANCE
405	140040	Cng Fuel Expansion	1,800,000.00	0.00	0.00	1,787,810.17	0.00	0.00	12,189.83
405	140050	Radio Frequency ID Devices	750,000.00	0.00	0.00	0.00	0.00	0.00	750,000.00
405	140060	Emd Emergency Generators	200,000.00	0.00	0.00	191,890.18	8,109.82	0.00	0.00
405	140070	Emd Facilities Maintenance	1,000,000.00	0.00	0.00	833,020.46	66,565.20	0.00	100,414.34
405	140080	Emd Lights, Hvac, Plumbing	2,300,000.00	141,412.72	167,625.22	751,212.80	291,225.99	0.00	1,257,561.21
405	140100	Capital Equipment	46,235,000.00	0.00	0.00	46,234,996.00	0.00	0.00	4.00
405	143001	Levee District #12 Rehab	3,400,000.00	0.00	0.00	333,788.20	151,541.45	0.00	2,914,670.35
405	144003	Citywide Guardrail Repl	1,000,000.00	0.00	0.00	444,456.65	(0.00)	0.00	555,543.35
405	144004	CW Traffic Signalization	2,000,000.00	24,935.41	4,730.01	1,158,613.43	308,628.75	0.00	532,757.82
405	144005	Roadway & Pedestrian Lights	1,000,000.00	0.00	0.00	853,014.30	44,465.10	0.00	102,520.60
405	144006	Signing Pvmt Mark Dlintion	2,510,000.00	0.00	0.00	1,403,813.75	0.00	74,792.17	1,031,394.08
405	144007	Traffic Calming & Safety	1,000,000.00	6,315.19	0.00	969,057.35	30,942.65	0.00	0.00
405	144008	TRAFFIC SIGNAL INSTALLATION	3,045,164.92	89,728.95	89,728.95	2,402,501.31	58,403.92	0.00	584,259.69
405	144009	TRAFFIC SIGNAL POLE RPL	1,000,000.00	0.00	0.00	775,706.89	18,392.06	0.00	205,901.05
405	144010	Creek Turnpike Trail Bridge	200,000.00	0.00	0.00	0.00	0.00	0.00	200,000.00
405	144011	GPS Emgency Vehicle Preemp Sys	400,000.00	0.00	0.00	0.00	0.00	0.00	400,000.00
405	144017	Art Street Rehab & Citywide	127,340,000.00	3,317,201.82	428,250.05	59,763,313.43	6,727,022.84	62,500.00	60,787,163.73
405	144018	Bike Ped Master Plan Improv	4,200,000.00	23,217.36	23,217.36	4,067,001.19	68,387.13	0.00	64,611.68
405	144019	IDL Entrance Rehab	3,000,000.00	0.00	0.00	3,000,000.00	0.00	0.00	(0.00)
405	144020	Citywide-Arterial Rt&Pv Main	3,120,000.00	636,871.87	636,871.87	1,355,510.21	1,462,605.24	0.00	301,884.55
405	144063	Bridge Replacement And Rehab	14,685,000.00	15,690.03	5,124.21	5,169,372.20	157,952.74	0.00	9,357,675.06
405	144093	Citywide Matching Funds	3,429,500.00	0.00	0.00	3,429,500.00	(0.00)	0.00	0.00
405	144094	ODOT Rehab & Replacement	3,800,000.00	0.00	0.00	3,309,642.14	11,831.62	0.00	478,526.24
405	144101	Yale Ave 81St - 91St Wdn	35,250,000.00	0.00	0.00	5,119,199.79	18,053,230.64	0.00	12,077,569.57
405	144102	81St St Sheridan - Meml Wdn	12,000,000.00	2,166.00	2,166.00	1,341,361.82	8,900,708.13	0.00	1,757,930.05
405	144103	Yale 96th - 101st St Wdn	13,000,000.00	1,106,358.05	488,384.47	9,651,376.45	1,583,924.13	0.00	1,764,699.42
405	144104	Riverside Dr & Rltd Infrstr	19,000,000.00	2,487.15	2,524.80	18,144,201.73	271,827.45	0.00	583,970.82
405	144105	25 W Ave: Edison-Apache (DS-W)	750,000.00	45,095.38	45,095.38	50,613.07	264,866.62	0.00	434,520.31
405	144108	Pine St: Mingo-U.S. 169 (DS-W)	500,000.00	0.00	0.00	0.00	0.00	0.00	500,000.00
405	144109	Ada Transition Plan - Street	10,200,000.00	29,913.71	29,913.71	3,532,907.30	2,288,596.43	0.00	4,378,496.27
405	144120	Gilcrease Exp Local Match	7,500,000.00	1,910.03	1,910.03	3,399,934.21	1,029,224.88	0.00	3,070,840.91
405	145100	Ada Transition Plan - Bldgs	1,275,000.00	0.00	0.00	444,083.54	68,612.70	0.00	762,303.76
405	145200	Ada Transition Plan - Parks	1,140,000.00	77,674.09	780.00	545,625.36	230,194.75	0.00	364,179.89
405	145300	Public Facilities, Otc	3,295,000.00	0.00	0.00	662,473.43	365,791.57	0.00	2,266,735.00
405	145330	Pac - Fire Alarm System	520,000.00	0.00	0.00	279,088.07	0.00	0.00	240,911.93
405	145340	Pac - Fire Sprinklers	1,140,000.00	0.00	0.00	536,750.40	7,795.85	0.00	595,453.75
405	145350	Pac - Renovations	1,840,000.00	52,088.25	21,553.76	1,004,986.28	(0.00)	0.00	835,013.72
405	145360	Pac - Fan Coil Replacement	555,000.00	0.00	0.00	548,127.45	6,872.55	0.00	0.00
405	145370	Pac - Hvac Motor Replacement	175,000.00	0.00	0.00	20,000.00	155,000.00	0.00	0.00
405	145380	PAC: Roof Replacement	1,300,000.00	1,081,413.60	724,083.32	1,111,457.67	188,542.33	0.00	0.00
405	145400	Public Facilities, Roofing	3,000,000.00	37.50	37.50	2,276,935.04	259,316.06	0.00	463,748.90
405	145500	Animal Shelter Expn Ph 1	2,750,000.00	0.00	0.00	89,980.00	428,529.41	0.00	2,231,490.59
405	145600	Animal Shelter Facility Imp	750,000.00	0.00	0.00	705,467.71	0.00	0.00	44,532.29
405	145610	Gm - Cctv Camera Upgrade	491,854.46	0.00	0.00	491,854.46	0.00	0.00	0.00

Fund 405
2014 SALES TAX

as of: 31-Aug-21

FUND	PROJECT	TITLE	REVISED BUDGET	MTD ACTUAL	YTD ACTUAL	LTD ACTUAL	ENC	COMM	BALANCE
405	145620	Gilcrease Lib/Arch Storage	300,000.00	0.00	0.00	300,000.00	0.00	0.00	0.00
405	145630	Helmerich Hall Floor Repl	1,374.12	0.00	0.00	1,374.12	0.00	0.00	(0.00)
405	145640	Gilcrease: Gallery wood floor	0.00	0.00	0.00	0.00	0.00	0.00	0.00
405	145650	GM - Grease Trap & Sewer	54,047.48	0.00	0.00	54,047.48	0.00	0.00	0.00
405	145660	GM - Gallery Lighting Cntrls	218,393.61	0.00	0.00	218,393.61	(0.00)	0.00	0.00
405	145670	GM - Fire Suppression	43,119.58	0.00	0.00	43,119.51	0.00	0.00	0.07
405	145680	Gilcrease: Kitchen renovation	0.00	0.00	0.00	0.00	0.00	0.00	(0.00)
405	145690	GM - Perimeter Fence	30,595.39	0.00	0.00	30,595.39	0.00	0.00	0.00
405	145700	GM - Public Restroom	11,553.31	0.00	0.00	11,553.31	0.00	0.00	(0.00)
405	145710	Gilcrease: Restore N Park	0.00	0.00	0.00	0.00	0.00	0.00	0.00
405	145710A	Gilcrease: Restore N Park	0.00	0.00	0.00	0.00	0.00	0.00	0.00
405	145720	GM HVAC Humidification	1,078,145.54	0.00	0.00	976,129.11	0.00	0.00	102,016.43
405	145730	Gilcrease: Chromatic Glass	0.00	0.00	0.00	0.00	0.00	0.00	0.00
405	145740	GM Chilled Water Drive	155,000.00	0.00	0.00	155,000.00	0.00	0.00	0.00
405	145750	GM HVAC Controls	400,000.00	0.00	0.00	400,000.00	0.00	0.00	0.00
405	145760	GM - Halon Fire Suppression	632,623.06	0.00	0.00	632,623.06	0.00	0.00	(0.00)
405	145770	Gilcrease: Parking Expansion	0.00	0.00	0.00	0.00	0.00	0.00	0.00
405	145780	GM - Roof Replacement	1,322,531.58	0.00	0.00	1,322,531.58	(0.00)	0.00	0.00
405	145790	GM - Thoms Gilcrease Roof	518,324.73	0.00	0.00	518,324.73	(0.00)	0.00	(0.00)
405	145800	Tulsa Centrl Library Project	10,000,000.00	0.00	0.00	10,000,000.00	0.00	0.00	0.00
405	146100	Helicopter Replacement	2,802,000.00	0.00	0.00	2,802,000.00	0.00	0.00	0.00
405	146110	Police Academy-Crt-Compstat	4,040,000.00	0.00	0.00	2,924,212.92	(0.00)	0.00	1,115,787.08
405	146120	Uniform Division Renovations	3,000,000.00	17,436.38	17,436.38	270,001.52	108,661.48	0.00	2,621,337.00
405	146130	Police Capital Equipment	22,265,000.00	0.00	0.00	22,265,000.00	0.00	0.00	0.00
405	146200	Fire - SCBA	2,600,000.00	0.00	0.00	2,600,000.00	0.00	0.00	0.00
405	146210	Apparatus Replacement	17,000,000.00	0.00	0.00	14,575,012.51	1,630,222.13	0.00	794,765.36
405	146220	Fire Station Rehabilitation	7,250,000.00	91,166.42	99,482.03	5,696,693.10	505,068.05	0.00	1,048,238.85
405	146230	Fire Station Generators	1,500,000.00	0.00	0.00	1,092,840.84	407,159.16	0.00	(0.00)
405	146240	Fire Department Facilities	2,000,000.00	3,388.06	3,388.06	168,679.44	73,982.56	0.00	1,757,338.00
405	146300	Financial Sys Replacement	10,000,000.00	0.00	0.00	8,513,573.86	1,114,110.63	0.00	372,315.51
405	146310	Law Enforcement Records Mgmt	6,530,000.00	87,642.23	81,453.08	4,446,248.57	2,083,751.43	0.00	(0.00)
405	147100	Rp - Park Facilities Refurb	4,000,000.00	9,890.00	9,890.00	2,972,117.91	0.00	0.00	1,027,882.09
405	147120	Reed - Pool Reconstruction	2,410,000.00	2,320.60	2,320.60	212,289.99	2,197,710.01	0.00	(0.00)
405	147130	Security System Upgrades	160,000.00	0.00	1,060.33	86,768.78	4,000.00	0.00	69,231.22
405	147140	Tiger & Snow Leopard Exhibit	3,165,497.09	0.00	0.00	3,165,497.09	0.00	0.00	0.00
405	147150	Carnivores Exhibits	8,000,000.00	0.00	0.00	619.32	7,999,380.68	0.00	0.00
405	147160	Hicks Park Improvements	635,000.00	0.00	0.00	483,214.70	1,686.55	0.00	150,098.75
405	147170	Hunter: Restroom (Exp & Repr)	400,000.00	0.00	0.00	0.00	0.00	0.00	400,000.00
405	147180	Lacy Park Master Plan - Ph 1	3,600,000.00	0.00	0.00	3,594,825.97	0.00	0.00	5,174.03
405	147190	Water Playgrounds	1,580,000.00	0.00	0.00	1,089,029.85	490,970.15	0.00	(0.00)
405	147200	Rp - Pedestrian Bridge Imp	7,760,000.00	0.00	0.00	7,743,717.33	16,281.67	0.00	1.00
405	147210	Mohawk Golf Club House	265,000.00	0.00	0.00	178,395.34	0.00	0.00	86,604.66
405	147220	Page Belcher Improvements	400,000.00	0.00	0.00	176,814.20	0.00	0.00	223,185.80
405	147230	Savage Park Improvements	120,000.00	0.00	0.00	13,298.59	9,617.02	0.00	97,084.39

Fund 405

2014 SALES TAX

as of: 31-Aug-21

FUND	PROJECT	TITLE	REVISED BUDGET	MTD ACTUAL	YTD ACTUAL	LTD ACTUAL	ENC	COMM	BALANCE
405	147240	Whiteside Plumbing Repairs	355,000.00	0.00	0.00	251,097.34	0.00	0.00	103,902.66
405	147250	Woodward: Comp Landscaping	4,850,000.00	18,043.13	18,043.13	242,367.69	605,167.04	0.00	4,002,465.27
405	147260	Cousins Park Improvements	1,975,000.00	0.00	0.00	0.00	0.00	0.00	1,975,000.00
405	147270	Carl Smith Improvements	185,000.00	0.00	0.00	14,837.35	7,388.98	0.00	162,773.67
405	147300	Berry - Pool Reconstruction	2,424,185.98	0.00	0.00	0.00	0.00	0.00	2,424,185.98
405	147400	Lacy - Pool	2,640,000.00	0.00	0.00	2,626,193.52	2,450.08	0.00	11,356.40
405	147500	Mcclure - Pool	4,725,000.00	0.00	0.00	4,487,848.77	10,372.73	0.00	226,778.50
405	147510	Whiteside Pool	1,350,000.00	0.00	0.00	1,342,501.62	0.00	0.00	7,498.38
405	147520	Playground Safety Surfaces	7,300,000.00	1,376.51	1,376.51	2,558,540.15	1,010,783.23	0.00	3,730,676.62
405	148100	Annual Economic Development	6,675,000.00	0.00	0.00	2,879,337.00	2,820,000.00	0.00	975,663.00
405	148110	Op Ser - Strategic Mobility	1,500,000.00	0.00	0.00	509,500.05	39,178.95	0.00	951,321.00
405	148120	Op Ser - Corridor & Small Ar	2,000,000.00	100.00	100.00	566,968.24	525,061.34	0.00	907,970.42
405	148130	Op Ser - Northland Str. Acq	5,000,000.00	2,537.91	2,537.91	505,853.96	1,940,949.52	0.00	2,553,196.52
405	148140	Retail and Res Development	4,000,000.00	0.00	0.00	3,998,400.00	0.00	0.00	1,600.00
405	148150	Pearl District Flood Control	5,000,000.00	85.00	85.00	2,747,184.21	120,865.36	0.00	2,131,950.43
405	148160	Charles Page Boulevard - Plan	445,000.00	0.00	0.00	0.00	0.00	0.00	445,000.00
405	148170	Eugene Field Redevelopment	10,900,000.00	57,183.12	48,806.01	6,488,989.86	3,647,761.86	0.00	763,248.28
405	148180	Route 66 Restrooms & Parking	550,000.00	0.00	0.00	524,394.54	5.00	0.00	25,600.46
405	149100	Transit Coach & Lift Match	14,750,000.00	0.00	0.00	8,552,272.80	0.00	0.00	6,197,727.20
405	149200	Peoria (Brt) Project	14,052,005.06	0.00	0.00	13,634,708.55	151,761.32	0.00	265,535.19
405	193400000Z	Zoo Playground	1,650,000.00	0.00	0.00	1,451,728.18	0.00	0.00	198,271.82
405	2059FR0046	Consulting Services - Match	70,500.00	0.00	0.00	27,488.00	0.00	0.00	43,012.00
405	2125X0001Z	Computer Aided Dispatch (CAD)	660,000.00	0.00	0.00	264,955.00	395,045.00	0.00	0.00
405	2132X0001Z	MTTA Parking Lot	947,994.94	0.00	0.00	0.00	0.00	0.00	947,994.94
405	2134B0001Z	Gilcrease Museum Facility Imp	3,323,517.89	0.00	0.00	225,990.90	127,225.82	0.00	2,970,301.17
			\$ 567,422,928.74	\$ 6,945,686.47	\$ 2,957,975.68	\$ 341,826,345.90	\$ 71,555,725.76	\$ 137,292.17	\$ 153,903,564.91

2020 SALES TAX

FUND 409

(2020 SALES TAX FUND)

**CITY OF TULSA, OKLAHOMA
SALES TAX OVERVIEW COMMITTEE REPORT
FUND 409 - 2020 SALES TAX**

**STATEMENT OF REVENUES, EXPENDITURES AND ENCUMBRANCES
FOR THE TWO MONTHS ENDED AUGUST 31, 2021**

	FY ESTIMATED REVENUES/ LIFE-TO-DATE APPROPRIATIONS	CURRENT MONTH	ACTUAL YEAR TO DATE	LIFE TO DATE	OUTSTANDING REVENUES/ BALANCE OF APPROPRIATIONS
<u>Revenue</u>					
Sales Tax	\$ 34,755,512.00	\$ 3,356,169.28	\$ 6,638,659.97	\$ 9,954,178.61	\$ 28,116,852.03
Donations					
Interest on Investments		4,571.78	8,183.39	8,183.39	(8,183.39)
Intergovernmental Revenue Federal, State & Local grants Transfers from other funds Miscellaneous Revenue					
Total Revenue	<u>34,755,512.00</u>	<u>3,360,741.06</u>	<u>6,646,843.36</u>	<u>9,962,362.00</u>	<u>28,108,668.64</u>
<u>Expenditures</u>					
Project Expenditures	33,417,778.00	942,199.83	1,882,014.66	1,915,608.40	31,502,169.60
Total Expenditures	<u>33,417,778.00</u>	<u>942,199.83</u>	<u>1,882,014.66</u>	<u>1,915,608.40</u>	<u>31,502,169.60</u>
Excess (Deficiency) of Revenue Over Expenditures			4,764,828.70	8,046,753.60	
Completed Projects Encumbrances			<u>9,553,053.17</u>	<u>9,553,053.17</u>	
Excess (Deficiency) of Revenue Over Expenditures and Encumbrances			(4,788,224.47)	(1,506,299.57)	
June 30, 2018 Ending Fund Balance			3,181,493.90		
Prior year expenditures					
June 30, 2018 Encumbrances			<u>100,431.00</u>		
Adjusted Beginning Fund Balance			3,281,924.90		
Ending Fund Balance			<u>\$ -1,506,299.57</u>	<u>\$ -1,506,299.57</u>	

Fund 409

2022 SALES TAX

as of: 31-Aug-21

FUND	PROJECT	TITLE	REVISED BUDGET	MTD ACTUAL	YTD ACTUAL	LTD ACTUAL	ENC	COMM	BALANCE
409	2215X00001	Capital Equipment	11,277,778.00	939,814.83	1,879,629.66	1,879,629.66	0.00	0.00	9,398,148.34
409	2225X00013	Fire Apparatus and Equipment	10,400,000.00	0.00	0.00	0.00	9,257,923.82	121,661.50	1,020,414.68
409	2225X00014	911 Station Alert System	500,000.00	0.00	0.00	0.00	0.00	0.00	500,000.00
409	2225X00016	Municipal Lockup Data Storage	510,000.00	0.00	0.00	0.00	0.00	0.00	510,000.00
409	2234B00000	Greenwood Cultural Center Reha	500,000.00	2,385.00	2,385.00	35,978.74	173,467.85	0.00	290,553.41
409	2234B00006	CW- Public Facilities - Roofs	600,000.00	0.00	0.00	0.00	0.00	0.00	600,000.00
409	2234B00007	Animal Shelter Phase II	2,080,000.00	0.00	0.00	0.00	0.00	0.00	2,080,000.00
409	2234B00008	One Technology Center - Maint/	300,000.00	0.00	0.00	0.00	0.00	0.00	300,000.00
409	2234B00024	CW - Public Facilities Rehab/R	450,000.00	0.00	0.00	0.00	0.00	0.00	450,000.00
409	2234B00025	ADA Imp for City Facilities	250,000.00	0.00	0.00	0.00	0.00	0.00	250,000.00
409	2235X00019	Transit Fleet Replacement	1,250,000.00	0.00	0.00	0.00	0.00	0.00	1,250,000.00
409	2236S00002	Parking Facilities	4,000,000.00	0.00	0.00	0.00	0.00	0.00	4,000,000.00
409	2244P00012	Fred Johnson Rehab	500,000.00	0.00	0.00	0.00	0.00	0.00	500,000.00
409	2258X00017	CW - Eco Devo Infrastructure	800,000.00	0.00	0.00	0.00	0.00	0.00	800,000.00
			\$ 33,417,778.00	\$ 942,199.83	\$ 1,882,014.66	\$ 1,915,608.40	\$ 9,431,391.67	\$ 121,661.50	\$ 21,949,116.43

2016 VISION TULSA ECONOMIC DEVELOPMENT SALES FUND

FUND 4000

(2016 LIMITED PURPOSE TEMPORARY SALES TAX FUND)

**CITY OF TULSA, OKLAHOMA
SALES TAX OVERVIEW COMMITTEE REPORT
FUND 4000 - 2016 VISION TULSA ECONOMIC DEVELOPMENT**

**STATEMENT OF REVENUES, EXPENDITURES AND ENCUMBRANCES
FOR THE TWO MONTHS ENDED AUGUST 31, 2021**

	FY ESTIMATED REVENUES/ LIFE-TO-DATE APPROPRIATIONS	CURRENT MONTH	ACTUAL YEAR TO DATE	LIFE TO DATE	OUTSTANDING REVENUES/ BALANCE OF APPROPRIATIONS
Revenue					
Sales Tax	\$ 62,173,750.00	\$ 6,764,229.97	\$ 12,636,241.07	\$ 144,869,719.58	\$ 49,537,508.93
Donations					
Interest on Investments		19,785.04 *	45,646.47	1,884,748.48	(45,646.47)
Intergovernmental Revenue					
Federal, State & Local grants					
Transfers from other funds					
Miscellaneous Revenue					
Total Revenue	<u>62,173,750.00</u>	<u>6,784,015.01</u>	<u>12,681,887.54</u>	<u>146,754,468.06</u>	<u>49,491,862.46</u>
Expenditures					
Project Expenditures	192,471,769.98	4,946,570.15	8,483,595.68	91,135,443.72	101,336,326.26
Total Expenditures	<u>192,471,769.98</u>	<u>4,946,570.15</u>	<u>8,483,595.68</u>	<u>91,135,443.72</u>	<u>101,336,326.26</u>
Excess (Deficiency) of Revenue					
Over Expenditures			4,198,291.86	55,619,024.34	
Completed Projects					
Encumbrances			<u>18,812,906.05</u>	<u>18,812,906.05</u>	
Excess (Deficiency) of Revenue Over					
Expenditures and Encumbrances			(14,614,614.19)	36,806,118.29	
June 30, 2018 Ending Fund Balance			28,464,182.80		
Prior year expenditures					
June 30, 2018 Encumbrances			<u>22,956,549.68</u>		
Adjusted Beginning Fund Balance			51,420,732.48		
Ending Fund Balance			<u>\$ 36,806,118.29</u>	<u>\$ 36,806,118.29</u>	

* Because of a cyber-attack and the continuing cleanup, monthly numbers are not completely updated.

Fund 4000
2016 VISION ED CAPITAL PROJ

as of: 31-Aug-21

FUND	PROJECT	TITLE	REVISED BUDGET	MTD ACTUAL	YTD ACTUAL	LTD ACTUAL	ENC	COMM	BALANCE
4000	170000	Zink Lake and Related Improvem	21,690,000.00	1,345.00	1,345.00	1,608,217.08	14,320,800.40	0.00	5,760,982.52
4000	170010	Turkey Mountain Urban Wilderne	2,600,000.00	0.00	0.00	995,928.25	1,604,071.75	0.00	0.00
4000	170015	Levee Dist #12 Rehab (Match)	440,000.00	0.00	0.00	0.00	0.00	0.00	440,000.00
4000	170020	Trail E Bank 101 Cousins Park	2,000,000.00	0.00	0.00	69,165.48	19.59	0.00	1,930,814.93
4000	170025	23rd Jackson Redevelop Study	1,000,000.00	0.00	0.00	761,750.95	610.71	0.00	237,638.34
4000	170035	Cox Center & Dist Master Plan	14,100,000.00	0.00	0.00	14,100,000.00	(0.00)	0.00	(0.00)
4000	170060	BMX National Headquarters	5,801.19	0.00	0.00	0.00	0.00	0.00	5,801.19
4000	170065	South Mingo Corridor	1,000,000.00	0.00	0.00	3,440.00	0.00	0.00	996,560.00
4000	170075	Capital Equip (Non Pub Safety)	3,000,000.00	250,000.00	500,000.00	500,000.00	0.00	0.00	2,500,000.00
4000	170080ENGR	CW & Rt 66 Beaut Rvst_ENGR	1,000,000.00	0.00	0.00	0.00	0.00	0.00	1,000,000.00
4000	170080MOED	CW & Rt 66 Beaut Rvst_MOED	3,550,000.00	0.00	0.00	1,841,000.00	734,000.00	0.00	975,000.00
4000	170080PLAN	CW & Rt 66 Beaut Rvst_PLAN	1,091,968.79	36,552.09	32,283.59	400,726.50	190,054.26	0.00	501,188.03
4000	170085	Peoria - Mohawk: Business Park	3,264,000.00	0.00	0.00	1,817,410.02	0.00	0.00	1,446,589.98
4000	170090	Public School Partnership	5,750,000.00	0.00	0.00	2,409,250.65	1,790,749.34	0.00	1,550,000.01
4000	170095	Community Health Connection	4,570,000.00	0.00	0.00	4,570,000.00	0.00	0.00	0.00
4000	170105	Discovery Lab Site	0.00	0.00	0.00	0.00	0.00	0.00	0.00
4000	170110	N Peoria Conn 56-Mohawk	3,100,000.00	0.00	0.00	0.00	0.00	0.00	3,100,000.00
4000	170125	McCullough Park	3,060,000.00	660.56	660.56	660.56	0.00	0.00	3,059,339.44
4000	170145	Tulsa Arts Commission	750,000.00	43,000.00	10,000.00	356,487.00	172,600.00	0.00	220,913.00
4000	170155	PAC Improvement Master Plan	1,000,000.00	0.00	0.00	1,000,000.00	0.00	0.00	(0.00)
4000	170160	Transfer to TPFA 2017	119,500,000.00	4,615,012.50	6,472,521.35	60,946,610.17	0.00	0.00	58,553,389.83
\$ 192,471,769.98			\$ 4,946,570.15	\$ 7,016,810.50	\$ 91,380,646.66	\$ 18,812,906.05	\$ -	\$ 82,278,217.27	

**2016 VISION ADVANCE FUNDED
REVENUE BOND FUND**

FUND 4001

(2016 ADVANCE FUNDED BOND FUND)

**CITY OF TULSA, OKLAHOMA
SALES TAX OVERVIEW COMMITTEE REPORT
FUND 4001 - 2017 VISION ECONOMIC DEVELOPMENT BOND ISSUE 1**

**STATEMENT OF REVENUES, EXPENDITURES AND ENCUMBRANCES
FOR THE TWO MONTHS ENDED AUGUST 31, 2021**

	FY ESTIMATED REVENUES/ LIFE-TO-DATE APPROPRIATIONS	CURRENT MONTH	ACTUAL YEAR TO DATE	LIFE TO DATE	OUTSTANDING REVENUES/ BALANCE OF APPROPRIATIONS
Revenue					
Bond Sale Receipts	\$	\$	\$	\$ 115,300,000.00	\$
Donations					
Miscellaneous Revenue				3,175,000.00	
Total Revenue				<u>118,475,000.00</u>	
Expenditures					
Project Expenditures	118,475,000.00	16,451,023.93	16,728,584.17	112,429,819.98	6,045,180.02
Total Expenditures	<u>118,475,000.00</u>	<u>16,451,023.93</u>	<u>16,728,584.17</u>	<u>112,429,819.98</u>	<u>6,045,180.02</u>
Excess (Deficiency) of Revenue Over Expenditures			(16,728,584.17)	6,045,180.02	
Completed Projects Encumbrances			<u>3,303,837.54</u>	<u>3,303,837.54</u>	
Excess (Deficiency) of Revenue Over Expenditures and Encumbrances			(20,032,421.71)	2,741,342.48	
June 30, 2018 Ending Fund Balance			2,366,149.43		
Prior year expenditures					
June 30, 2018 Encumbrances			<u>20,407,614.76</u>		
Adjusted Beginning Fund Balance			<u>22,773,764.19</u>		
Ending Fund Balance			<u>\$ 2,741,342.48</u>	<u>\$ 2,741,342.48</u>	

* Because of a cyber-attack and the continuing cleanup, monthly numbers are not completely updated.

Fund 4000
2016 VISION ED CAPITAL PROJ

as of: 31-Aug-21

FUND	PROJECT	TITLE	REVISED BUDGET	MTD ACTUAL	YTD ACTUAL	LTD ACTUAL	ENC	COMM	BALANCE
4000	170000	Zink Lake and Related Improvem	21,690,000.00	1,345.00	1,345.00	1,608,217.08	14,320,800.40	0.00	5,760,982.52
4000	170010	Turkey Mountain Urban Wilderne	2,600,000.00	0.00	0.00	995,928.25	1,604,071.75	0.00	0.00
4000	170015	Levee Dist #12 Rehab (Match)	440,000.00	0.00	0.00	0.00	0.00	0.00	440,000.00
4000	170020	Trail E Bank 101 Cousins Park	2,000,000.00	0.00	0.00	69,165.48	19.59	0.00	1,930,814.93
4000	170025	23rd Jackson Redevelop Study	1,000,000.00	0.00	0.00	761,750.95	610.71	0.00	237,638.34
4000	170035	Cox Center & Dist Master Plan	14,100,000.00	0.00	0.00	14,100,000.00	(0.00)	0.00	(0.00)
4000	170060	BMX National Headquarters	5,801.19	0.00	0.00	0.00	0.00	0.00	5,801.19
4000	170065	South Mingo Corridor	1,000,000.00	0.00	0.00	3,440.00	0.00	0.00	996,560.00
4000	170075	Capital Equip (Non Pub Safety)	3,000,000.00	250,000.00	500,000.00	500,000.00	0.00	0.00	2,500,000.00
4000	170080ENGR	CW & Rt 66 Beaut Rvst_ENGR	1,000,000.00	0.00	0.00	0.00	0.00	0.00	1,000,000.00
4000	170080MOED	CW & Rt 66 Beaut Rvst_MOED	3,550,000.00	0.00	0.00	1,841,000.00	734,000.00	0.00	975,000.00
4000	170080PLAN	CW & Rt 66 Beaut Rvst_PLAN	1,091,968.79	36,552.09	32,283.59	400,726.50	190,054.26	0.00	501,188.03
4000	170085	Peoria - Mohawk: Business Park	3,264,000.00	0.00	0.00	1,817,410.02	0.00	0.00	1,446,589.98
4000	170090	Public School Partnership	5,750,000.00	0.00	0.00	2,409,250.65	1,790,749.34	0.00	1,550,000.01
4000	170095	Community Health Connection	4,570,000.00	0.00	0.00	4,570,000.00	0.00	0.00	0.00
4000	170105	Discovery Lab Site	0.00	0.00	0.00	0.00	0.00	0.00	0.00
4000	170110	N Peoria Conn 56-Mohawk	3,100,000.00	0.00	0.00	0.00	0.00	0.00	3,100,000.00
4000	170125	McCullough Park	3,060,000.00	660.56	660.56	660.56	0.00	0.00	3,059,339.44
4000	170145	Tulsa Arts Commission	750,000.00	43,000.00	10,000.00	356,487.00	172,600.00	0.00	220,913.00
4000	170155	PAC Improvement Master Plan	1,000,000.00	0.00	0.00	1,000,000.00	0.00	0.00	(0.00)
4000	170160	Transfer to TPFA 2017	119,500,000.00	4,615,012.50	6,472,521.35	60,946,610.17	0.00	0.00	58,553,389.83
\$ 192,471,769.98			\$ 4,946,570.15	\$ 7,016,810.50	\$ 91,380,646.66	\$ 18,812,906.05	\$ -	\$ 82,278,217.27	

**2016 VISION ADVANCE FUNDED
REVENUE BOND FUND**

FUND 4003

(2016 ADVANCE FUNDED BOND FUND)

**CITY OF TULSA, OKLAHOMA
SALES TAX OVERVIEW COMMITTEE REPORT
FUND 4003 - 2017 VISION ECONOMIC DEVELOPMENT BOND ISSUE 2**

**STATEMENT OF REVENUES, EXPENDITURES AND ENCUMBRANCES
FOR THE TWO MONTHS ENDED AUGUST 31, 2021**

	FY ESTIMATED REVENUES/ LIFE-TO-DATE APPROPRIATIONS	CURRENT MONTH	ACTUAL YEAR TO DATE	LIFE TO DATE	OUTSTANDING REVENUES/ BALANCE OF APPROPRIATIONS
Revenue					
Bond Sale Receipts	\$	\$	\$	\$ 118,100,000.00	\$
Donations					
Miscellaneous Revenue					
Total Revenue				<u>118,100,000.00</u>	
Expenditures					
Project Expenditures	118,100,000.00	4,250,547.37	13,695,618.59	91,693,732.39	26,406,267.61
Total Expenditures	<u>118,100,000.00</u>	<u>4,250,547.37</u>	<u>13,695,618.59</u>	<u>91,693,732.39</u>	<u>26,406,267.61</u>
Excess (Deficiency) of Revenue Over Expenditures			(13,695,618.59)	26,406,267.61	
Completed Projects Encumbrances			<u>22,073,108.06</u>	<u>22,073,108.06</u>	
Excess (Deficiency) of Revenue Over Expenditures and Encumbrances			(35,768,726.65)	4,333,159.55	
June 30, 2018 Ending Fund Balance			5,833,938.92		
Prior year expenditures					
June 30, 2018 Encumbrances			<u>34,267,947.28</u>		
Adjusted Beginning Fund Balance			40,101,886.20		
Ending Fund Balance			<u>\$ 4,333,159.55</u>	<u>\$ 4,333,159.55</u>	

* Because of a cyber-attack and the continuing cleanup, monthly numbers are not completely updated.

Fund 4000
2016 VISION ED CAPITAL PROJ

as of: 31-Aug-21

FUND	PROJECT	TITLE	REVISED BUDGET	MTD ACTUAL	YTD ACTUAL	LTD ACTUAL	ENC	COMM	BALANCE
4000	170000	Zink Lake and Related Improvem	21,690,000.00	1,345.00	1,345.00	1,608,217.08	14,320,800.40	0.00	5,760,982.52
4000	170010	Turkey Mountain Urban Wilderne	2,600,000.00	0.00	0.00	995,928.25	1,604,071.75	0.00	0.00
4000	170015	Levee Dist #12 Rehab (Match)	440,000.00	0.00	0.00	0.00	0.00	0.00	440,000.00
4000	170020	Trail E Bank 101 Cousins Park	2,000,000.00	0.00	0.00	69,165.48	19.59	0.00	1,930,814.93
4000	170025	23rd Jackson Redevelop Study	1,000,000.00	0.00	0.00	761,750.95	610.71	0.00	237,638.34
4000	170035	Cox Center & Dist Master Plan	14,100,000.00	0.00	0.00	14,100,000.00	(0.00)	0.00	(0.00)
4000	170060	BMX National Headquarters	5,801.19	0.00	0.00	0.00	0.00	0.00	5,801.19
4000	170065	South Mingo Corridor	1,000,000.00	0.00	0.00	3,440.00	0.00	0.00	996,560.00
4000	170075	Capital Equip (Non Pub Safety)	3,000,000.00	250,000.00	500,000.00	500,000.00	0.00	0.00	2,500,000.00
4000	170080ENGR	CW & Rt 66 Beaut Rvst_ENGR	1,000,000.00	0.00	0.00	0.00	0.00	0.00	1,000,000.00
4000	170080MOED	CW & Rt 66 Beaut Rvst_MOED	3,550,000.00	0.00	0.00	1,841,000.00	734,000.00	0.00	975,000.00
4000	170080PLAN	CW & Rt 66 Beaut Rvst_PLAN	1,091,968.79	36,552.09	32,283.59	400,726.50	190,054.26	0.00	501,188.03
4000	170085	Peoria - Mohawk: Business Park	3,264,000.00	0.00	0.00	1,817,410.02	0.00	0.00	1,446,589.98
4000	170090	Public School Partnership	5,750,000.00	0.00	0.00	2,409,250.65	1,790,749.34	0.00	1,550,000.01
4000	170095	Community Health Connection	4,570,000.00	0.00	0.00	4,570,000.00	0.00	0.00	0.00
4000	170105	Discovery Lab Site	0.00	0.00	0.00	0.00	0.00	0.00	0.00
4000	170110	N Peoria Conn 56-Mohawk	3,100,000.00	0.00	0.00	0.00	0.00	0.00	3,100,000.00
4000	170125	McCullough Park	3,060,000.00	660.56	660.56	660.56	0.00	0.00	3,059,339.44
4000	170145	Tulsa Arts Commission	750,000.00	43,000.00	10,000.00	356,487.00	172,600.00	0.00	220,913.00
4000	170155	PAC Improvement Master Plan	1,000,000.00	0.00	0.00	1,000,000.00	0.00	0.00	(0.00)
4000	170160	Transfer to TPFA 2017	119,500,000.00	4,615,012.50	6,472,521.35	60,946,610.17	0.00	0.00	58,553,389.83
\$ 192,471,769.98			\$ 4,946,570.15	\$ 7,016,810.50	\$ 91,380,646.66	\$ 18,812,906.05	\$ -	\$ 82,278,217.27	

**2016 VISION ADVANCE FUNDED
REVENUE BOND FUND**

FUND 4004

(2016 ADVANCE FUNDED BOND FUND)

**CITY OF TULSA, OKLAHOMA
SALES TAX OVERVIEW COMMITTEE REPORT
FUND 4004 - 2017 VISION ECONOMIC DEVELOPMENT BOND ISSUE 3**

**STATEMENT OF REVENUES, EXPENDITURES AND ENCUMBRANCES
FOR THE TWO MONTHS ENDED AUGUST 31, 2021**

	FY ESTIMATED REVENUES/ LIFE-TO-DATE APPROPRIATIONS	CURRENT MONTH	ACTUAL YEAR TO DATE	LIFE TO DATE	OUTSTANDING REVENUES/ BALANCE OF APPROPRIATIONS
Revenue					
Bond Sale Receipts	\$	\$	\$	\$ 114,025,000.00	\$
Donations					
Miscellaneous Revenue					
Total Revenue				<u>114,025,000.00</u>	
Expenditures					
Project Expenditures	<u>114,025,000.00</u>	<u>1,480,808.49</u>	<u>1,481,051.37</u>	<u>13,632,625.14</u>	<u>100,392,374.86</u>
Total Expenditures	<u>114,025,000.00</u>	<u>1,480,808.49</u>	<u>1,481,051.37</u>	<u>13,632,625.14</u>	<u>100,392,374.86</u>
Excess (Deficiency) of Revenue Over Expenditures			(1,481,051.37)	100,392,374.86	
Completed Projects Encumbrances			<u>58,070,916.63</u>	<u>58,070,916.63</u>	
Excess (Deficiency) of Revenue Over Expenditures and Encumbrances			(59,551,968.00)	42,321,458.23	
June 30, 2018 Ending Fund Balance			48,598,059.22		
Prior year expenditures					
June 30, 2018 Encumbrances			<u>53,275,367.01</u>		
Adjusted Beginning Fund Balance			<u>101,873,426.23</u>		
Ending Fund Balance			<u>\$ 42,321,458.23</u>	<u>\$ 42,321,458.23</u>	

Fund 4004
2017 VISION ED ISSUE 3

as of: 31-Aug-21

FUND	PROJECT	TITLE	REVISED BUDGET	MTD ACTUAL	YTD ACTUAL	LTD ACTUAL	ENC	COMM	BALANCE						
4004	170005	Low-Water Dam and Pedestrian B	2,800,000.00	0.00	0.00	47.05	2,799,952.95	0.00	0.00						
4004	170030	Gilcrease Museum Expansion	58,000,000.00	244,987.32	882.50	3,887,004.78	51,564,369.93	0.00	2,548,625.29						
4004	170045	Airport Infrastructure	9,100,000.00	0.00	0.00	317,572.40	1,312,414.92	0.00	7,470,012.68						
4004	170050	Tulsa Zoo & Living Museum	22,000,000.00	0.00	0.00	0.00	30,000.00	0.00	21,970,000.00						
4004	170055	Langston Health Complex Exp	3,000,000.00	0.00	0.00	3,000,000.00	0.00	0.00	0.00						
4004	170060	BMX National Headquarters	3,600,000.00	1,235,821.17	1,235,821.17	1,235,821.17	2,364,178.83	0.00	0.00						
4004	170065	South Mingo Corridor	3,000,000.00	0.00	0.00	0.00	0.00	0.00	3,000,000.00						
4004	170070	Public School Safety First	4,750,000.00	0.00	0.00	0.00	0.00	0.00	4,750,000.00						
4004	170080MOED	CW & Rt 66 Beaut Reinvestment_	150,000.00	0.00	0.00	0.00	0.00	0.00	150,000.00						
4004	170085	Peoria - Mohawk Business Park	4,200,000.00	0.00	0.00	1,815,432.78	0.00	0.00	2,384,567.22						
4004	170135	Go Plan Priority Projects	3,125,000.00	0.00	0.00	3,125,000.00	(0.00)	0.00	0.00						
4004	170150C	2017 Vision ED Issue Bond Cost	300,000.00	0.00	0.00	251,746.96	0.00	0.00	48,253.04						
\$			114,025,000.00	\$	1,480,808.49	\$	1,236,703.67	\$	13,632,625.14	\$	58,070,916.63	\$	-	\$	42,321,458.23

2008 GO BOND FUNDS

FUNDS 4260-4266 COMBINED

(2008 GENERAL OBLIGATION BOND FUNDS)

**CITY OF TULSA, OKLAHOMA
SALES TAX OVERVIEW COMMITTEE REPORT
FUND 4260-4266 - 2008 GO BOND FUNDS**

**STATEMENT OF REVENUES, EXPENDITURES AND ENCUMBRANCES
FOR THE TWO MONTHS ENDED AUGUST 31, 2021**

	FY ESTIMATED REVENUES/ LIFE-TO-DATE APPROPRIATIONS	CURRENT MONTH	ACTUAL YEAR TO DATE	LIFE TO DATE	OUTSTANDING REVENUES/ BALANCE OF APPROPRIATIONS
Revenue					
Bond Sale Receipts	\$	\$	\$	\$ 285,000,000.00	\$
Donations					
Miscellaneous Revenue					
Total Revenue				<u>285,000,000.00</u>	
Expenditures					
Project Expenditures	230,054,936.55	1,348.20	2,696.40	209,108,322.77	20,946,613.78
Total Expenditures	<u>230,054,936.55</u>	<u>1,348.20</u>	<u>2,696.40</u>	<u>209,108,322.77</u>	<u>20,946,613.78</u>
Excess (Deficiency) of Revenue Over Expenditures			(2,696.40)	75,891,677.23	
Completed Projects				54,945,063.45	
Encumbrances			<u>13,951,909.00</u>	<u>13,951,909.00</u>	
Excess (Deficiency) of Revenue Over Expenditures and Encumbrances			(13,954,605.40)	6,994,704.78	
June 30, 2018 Ending Fund Balance			6,997,401.18		
Prior year expenditures					
June 30, 2018 Encumbrances			<u>13,951,909.00</u>		
Adjusted Beginning Fund Balance			<u>20,949,310.18</u>		
Ending Fund Balance			<u>\$ 6,994,704.78</u>	<u>\$ 6,994,704.78</u>	

* Because of a cyber-attack and the continuing cleanup, monthly numbers are not completely updated.

Fund
2008 GO BOND

426

as of: 8/31/2021

\$ 230,054,936.55 \$ 1,348.20 \$ 1,595,118.96 \$ 209,106,106.37 \$ 13,951,909.00 \$ - \$ 6,996,921.18

Project	Project Title	Revised Budget	MTD Actual	YTD Actual	LTD Actual	Encumb	Committed	Balance
104003	61st S-33rd W Ave to Union	1,556,527.90	-	-	1,396,673.54	159,854.36	-	-
104004	71st S-Hwy 75 to Arkansas Rive	3,960,048.74	-	-	3,960,048.74	-	-	0.00
104005	81ST S-YALE AVE TO SHERIDAN	923,488.36	-	-	923,488.36	-	-	-
104006	101St S-Harvard Ave To Yale	5,330,591.00	-	-	4,702,119.56	(0.00)	-	628,471.44
104008	129th E Ave-21st S to 11th	1,024,994.29	-	-	1,024,994.29	-	-	-
104009	Citywide-Arterial Rehab&Cons	245,000.00	-	-	245,000.00	-	-	-
104010	Citywide-Arterial Sidewalk R	400,000.00	-	-	400,000.00	-	-	-
104011	Citywide - Trails	1,000,000.00	-	-	990,572.63	-	-	9,427.37
104012	Citywide-Railroad Crossings	500,000.00	-	3,484.07	500,000.00	-	-	0.00
104013	Citywide - Local Match	3,000,000.00	-	-	2,817,486.95	182,513.05	-	(0.00)
104014	Citywide General Eng/Test/In	164,140.00	-	2,988.26	143,390.37	20,749.63	-	0.00
104015	Citywide Nonarterial Reh&Re	2,870,000.00	244,614.59	245,639.59	1,615,638.59	-	-	1,254,361.41
104016	Citywide Nonarterial Sidewlk	300,000.00	-	-	274,492.22	-	-	25,507.78
104018	129th E Ave Admiral to Pine	2,266,780.70	-	-	2,266,780.70	0.00	-	(0.00)
104020	Citywide-Arterial Rt&Pv Main	3,694,184.00	-	-	3,694,184.00	(0.00)	-	0.00
104023	Lewis Ave 21st to 11th	-	-	-	-	-	-	-
104024	Memorial Ave 11Th To Admiral	-	-	-	-	-	-	-
1040316324	Admiral & Memorial Intersect	445,721.30	-	-	445,721.30	-	-	-
104032	River Road - 111th to 101st	884,830.08	-	-	884,830.08	-	-	-
104033	61St & Memorial Intersection	817,595.75	-	-	817,595.75	-	-	-
104035	Pine St 129th E Ave Intersec	1,083,614.80	-	-	1,083,614.80	(0.00)	-	(0.00)
104036	Harvard Ave - 61St S To 51St	4,124,138.14	-	-	4,124,138.14	-	-	-
104037	Apache St-Yale To Sheridan	395,997.45	-	-	395,997.45	-	-	-
104038	Cinci/Detroit-I244 To Jasper	710,000.00	-	-	710,000.00	-	-	-
104039	Harvard Ave-Admiral To Pine	426,655.29	-	-	426,655.29	-	-	-
104040	Lewis Ave-36Th St N To 46Th	450,400.19	-	-	450,400.19	-	-	(0.00)
104041	Memorial Dr-21St St S To11Th	1,067,161.62	-	529.42	1,066,589.14	572.48	-	0.00
104043	PINE ST-YALE TO SHERIDAN RD	411,176.00	-	-	398,067.35	13,108.65	-	0.00
104045	River Rd-111Th St S To 101St	297,000.00	-	-	297,000.00	-	-	-
104046	Riverside Dr-41St St S To 31	472,541.00	-	-	472,541.00	-	-	-
104047	Union Ave-51St St S To 41St	700,000.00	-	-	700,000.00	-	-	-
104049	21st St S Utica Ave Intersect	200,000.00	-	-	200,000.00	-	-	-
104050	31St St S-Harvard Intersect	300,000.00	-	-	300,000.00	-	-	-
104051	36TH ST N-LEWIS AVE INTERSEC	248,140.69	-	-	248,140.69	-	-	-
104052	41St St S-Harvard Intersect	413,881.00	-	-	413,881.00	-	-	-
104053	Pine St- Yale Ave Intersect	500,000.00	-	259,932.84	500,000.00	-	-	-
104054	Citywide-Gen Engr/Test/Inspe	451,860.00	-	-	451,860.00	0.00	-	(0.00)
104060	Bridge 160-5400 E. Apache St	3,444,992.49	-	-	3,444,992.49	-	-	0.00
104061	Bridge 163-100 S Boulder Ave	7,284,170.84	-	-	7,284,170.84	-	-	-
104062	Bridge 228-3200 S. Riverside	288,476.00	-	-	288,476.00	-	-	(0.00)
104063	Bridge 234-4200 S. Union Ave	497,012.27	-	-	497,012.27	0.00	-	0.00
104064	Bridge 290-200 N 49th W Ave	1,687,083.90	-	-	1,687,083.90	-	-	(0.00)
104065	Bridge 318A 10100 S 72nd E A	3,837,026.52	-	-	3,837,026.52	-	-	(0.00)
104102	Maintenance Zone 1001 (Sw)	2,024,232.64	-	-	2,024,232.64	-	-	-
104106	Maintenance Zone 1006	3,155,338.38	-	-	3,155,338.38	-	-	-
104107	Maintenance Zone 1007	8,150,395.66	22.29	544,178.84	8,146,073.52	4,322.14	-	0.00
104171	Maintenance Zone 1071	1,670,676.50	-	-	1,662,194.41	8,482.09	-	(0.00)

Fund
2008 GO BOND

426

as of: 8/31/2021

\$ 230,054,936.55 \$ 1,348.20 \$ 1,595,118.96 \$ 209,106,106.37 \$ 13,951,909.00 \$ - \$ 6,996,921.18

Project	Project Title	Revised Budget	MTD Actual	YTD Actual	LTD Actual	Encumb	Committed	Balance
104230	Maintenance Zone 2130	757,539.81	-	-	757,539.81	-	-	-
104231	Maintenance Zone 2131	2,455,563.00	-	-	2,451,015.56	4,547.44	-	0.00
104266	Maintenance Zone 2065 C	6,851,597.00	-	561.07	5,428,390.26	23,206.74	-	1,400,000.00
104303	Maintenance Zone 3003	1,715,018.19	-	-	1,715,018.19	-	-	-
104307	Maintenance Zone 3007	1,685,140.62	(243,925.38)	-	1,685,140.62	-	-	-
104309	Maintenance Zone 3009	3,664,377.59	-	-	3,664,377.59	-	-	-
104310	Maintenance Zone 3010	3,825,661.04	-	-	3,825,661.04	-	-	-
104311	Maintenance Zone 3011	678,300.11	-	-	678,300.11	-	-	-
104317	Maintenance Zone 3017	1,680,461.55	-	-	1,672,100.70	-	-	8,360.85
104413	Maintenance Zone 4013	4,745,128.27	-	-	4,725,252.22	-	-	19,876.05
104415	Maintenance Zone 4015	3,037,188.65	-	-	3,037,188.65	-	-	(0.00)
104416	Maintenance Zone 4016	7,304,489.05	-	-	7,304,489.05	-	-	(0.00)
104467	Maintenance Zone 4067 (A)	3,000,140.22	-	-	3,000,140.22	-	-	-
104525	Maintenance Zone 5025	5,142,414.45	-	-	5,027,770.95	(0.00)	-	114,643.50
104533	Maintenance Zone 5033	2,527,651.81	-	-	2,527,651.81	-	-	(0.00)
104534	Maintenance Zone 5034	5,535,532.71	-	-	5,535,532.71	-	-	(0.00)
104541	Maintenance Zone 5041	5,454,744.30	-	-	5,454,744.30	-	-	-
104619	Maintenance Zone 6019	1,769,054.10	-	-	1,769,054.10	-	-	-
104628	Maintenance Zone 6028	6,365,510.34	-	-	6,365,510.34	-	-	-
104642	Maintenance Zone 6042	3,548,988.07	-	-	3,548,988.07	-	-	-
104651	Maintenance Zone 6151	5,090,498.00	-	-	5,090,498.00	-	-	0.00
104747	Maintenance Zone 7046	2,285,961.71	-	-	2,285,961.71	-	-	-
104753	Maintenance Zone 7053	6,766,990.82	-	-	6,766,990.82	-	-	0.00
104759	Maintenance Zone 7059	2,180,027.87	-	-	2,180,027.87	-	-	-
104760	Maintenance Zone 7060	1,404,314.01	-	-	1,404,314.01	-	-	-
104803	Maintenance Zone 8103	3,883,263.82	-	-	3,883,263.82	-	-	(0.00)
104807	Maintenance Zone 8107	1,865,736.82	-	-	1,865,736.82	-	-	-
104813	Maintenance Zone 8113	3,451,308.54	-	-	3,451,308.54	-	-	-
104863	Maintenance Zone 8063	4,744,774.00	-	-	4,744,774.00	-	-	-
104928	Maintenance Zone 9029 (W)	8,101,606.56	-	-	8,101,606.56	-	-	(0.00)
104930	Maintenance Zone 9030	3,387,206.36	-	-	3,387,206.36	-	-	-
104931	Maintenance Zone 9031	148,855.68	-	-	148,855.68	-	-	-
104936	Maintenance Zone 9036	2,360,756.60	-	-	2,360,756.60	-	-	-
104937	Maintenance Zone 9037	986,951.95	-	-	986,951.95	-	-	-
104944	Maintenance Zone 9044	579,000.00	-	537,168.17	579,000.00	-	-	-
134001	5th Street Frisco to Denver	7,221,994.13	-	-	7,221,994.13	-	-	(0.00)
144022	Art/NonArt Routine & Preventio	4,250,000.00	-	-	4,249,947.47	0.00	-	52.53
144023	CW - Arterial Rt & Pv Main	8,853,905.93	-	-	8,853,905.93	(0.00)	-	(0.00)
144063	Bridge Replacement And Rehab	2,200,000.00	-	-	-	-	-	2,200,000.00
144101	Yale Ave 81st - 91st Wdn	10,886,657.08	636.70	636.70	636.70	10,886,020.38	-	-
144467	Maintenance Zone 4067	1,336,220.25	-	-	-	-	-	1,336,220.25
144642	Maintenance Zone 6142	400,000.00	-	-	-	400,000.00	-	-
147200	RP - Pedestrian Bridge Imp	2,248,532.04	-	-	-	2,248,532.04	-	-

Fund 4260
2008 GO BOND ISSUE 1

as of: 31-Aug-21

FUND	PROJECT	TITLE	REVISED BUDGET	MTD ACTUAL	YTD ACTUAL	LTD ACTUAL	ENC	COMM	BALANCE
4260	104006	101St S-Harvard Ave To Yale	58,155.21	0.00	0.00	58,155.21	0.00	0.00	0.00
4260	104015	Citywide Nonarterial Reh&Re	1,500,000.00	43,868.60	0.00	289,507.19	0.00	0.00	1,210,492.81
4260	104018	129th E Ave Admiral to Pine	1,289,339.05	0.00	0.00	1,289,339.05	0.00	0.00	(0.00)
4260	104020	Citywide-Arterial Rt&Pv Main	693,869.00	0.00	0.00	693,869.00	0.00	0.00	0.00
4260	104035	Pine St 129th E Ave Intersec	883,614.80	0.00	0.00	883,614.80	(0.00)	0.00	(0.00)
4260	104266	Maintenance Zone 2065 C	457,291.81	0.00	0.00	0.00	0.00	0.00	457,291.81
4260	144022	Art/NonArt Routine & Preventio	3,195.19	0.00	0.00	3,195.19	0.00	0.00	0.00
4260	144023	CW - Arterial Rt & Pv Main	19,903.44	0.00	0.00	19,903.44	0.00	0.00	(0.00)
			\$ 4,905,368.50	\$ 43,868.60	\$ -	\$ 3,237,583.88	\$ 0.00	\$ -	\$ 1,667,784.62

2014 GO BOND FUNDS

FUND 4270~4274 COMBINED

(2014 GENERAL OBLIGATION BOND FUNDS)

**CITY OF TULSA, OKLAHOMA
SALES TAX OVERVIEW COMMITTEE REPORT
FUND 4270-4274 - 2014 GO BOND FUNDS**

**STATEMENT OF REVENUES, EXPENDITURES AND ENCUMBRANCES
FOR THE TWO MONTHS ENDED AUGUST 31, 2021**

	FY ESTIMATED REVENUES/ LIFE-TO-DATE APPROPRIATIONS	CURRENT MONTH	ACTUAL YEAR TO DATE	LIFE TO DATE	OUTSTANDING REVENUES/ BALANCE OF APPROPRIATIONS
Revenue					
Bond Sale Receipts	\$	\$	\$	\$ 277,500,000.00	\$
Donations					
Miscellaneous Revenue					
Total Revenue				<u>277,500,000.00</u>	
Expenditures					
Project Expenditures	277,500,000.00	5,436,282.22	10,872,564.44	188,328,439.43	89,171,560.57
Total Expenditures	<u>277,500,000.00</u>	<u>5,436,282.22</u>	<u>10,872,564.44</u>	<u>188,328,439.43</u>	<u>89,171,560.57</u>
Excess (Deficiency) of Revenue Over Expenditures			(10,872,564.44)	89,171,560.57	
Completed Projects Encumbrances			<u>32,932,364.01</u>	<u>32,932,364.01</u>	
Excess (Deficiency) of Revenue Over Expenditures and Encumbrances			(43,804,928.45)	56,239,196.56	
June 30, 2018 Ending Fund Balance			67,111,761.00		
Prior year expenditures					
June 30, 2018 Encumbrances			<u>32,932,364.01</u>		
Adjusted Beginning Fund Balance			<u>100,044,125.01</u>		
Ending Fund Balance			<u>\$ 56,239,196.56</u>	<u>\$ 56,239,196.56</u>	

* Because of a cyber-attack and the continuing cleanup, monthly numbers are not completely updated.

Fund
2014 GO BOND

427

as of: 8/31/2021

\$ 277,500,000.00 \$ 5,436,282.22 \$ 32,996,887.54 \$ 180,189,851.15 \$ 32,932,364.01 \$ - \$ 64,377,784.84

Project	Project Title	Revised Budget	MTD Actual	YTD Actual	LTD Actual	Encumb	Committed	Balance
144000	Bond Issuance Costs	531,999.78	-	-	399,999.78	-	-	132,000.00
144015	Citywide Nonarterial Reh&Re	2,999,950.00	-	149,229.68	1,339,137.14	-	-	1,660,812.86
144016	Citywide Non-Art Sidewalks	500,000.00	-	89,936.20	473,467.83	25,000.00	-	1,532.17
144020	Citywide-Arterial Rt&Pv Main	22,167,489.89	345,943.77	2,478,987.28	18,231,882.33	3,666,979.03	-	268,628.53
144021	Citywide-Nonarterial Rt&Pv M	52,153,841.85	747,448.46	7,903,897.76	46,821,667.89	4,284,256.60	-	1,047,917.36
144060	Bridge189 - 4700 N. Iroquois	191,321.19	-	7,228.32	191,321.19	-	-	0.00
144061	Bridge298 - 2100 E. 61St St	66,650.26	-	-	66,650.26	-	-	0.00
144061	Bridge298 - 2100 E. 61St St.	543,739.50	-	-	543,739.50	-	-	-
144062	Bridge323B - 12000 E. 21St	60,000.00	-	50,000.00	60,000.00	-	-	-
144093	Citywide Matching Funds	3,103,170.00	(0.01)	776,883.65	2,713,551.04	306,917.26	-	82,701.70
144094	ODOT Rehab & Replacement	8,200,000.00	-	129,140.50	5,029,523.58	239,476.18	-	2,931,000.24
144106	Maintenance Zone 1006	2,408,802.62	-	266,073.94	2,476,506.72	30,314.86	-	(98,018.96)
144107	Maintenance Zone 1007	530,000.00	-	2,260.00	530,000.00	-	-	-
144110	Citywide-Arterial Sidewalks	1,500,000.00	-	75,651.47	1,500,000.00	(0.00)	-	(0.00)
144111	Maintenance Zone 1001	8,275,000.00	-	301,769.07	838,156.89	7,093,441.58	-	343,401.53
144153	Maintenance Zone 1153	1,653,000.00	-	-	349,257.75	3,913.97	-	1,299,828.28
144157	Maintenance Zone 1157	3,612,823.69	-	-	3,612,823.69	(0.00)	-	0.00
144158	Maintenance Zone 1157	2,326,843.29	-	4,980.06	2,318,648.48	8,194.81	-	(0.00)
144168	Maintenance Zone 1068	400,000.00	-	40,153.00	317,704.04	66,983.69	-	15,312.27
144173	Maintenance Zone 1073	458,552.85	-	-	458,552.85	-	-	-
144176	Maintenance Zone 1076	1,678,019.41	-	7,895.58	1,678,019.41	0.00	-	0.00
144199	Maintenance Zone 1099	3,120,000.00	23,063.71	32,717.78	284,836.66	2,165,443.66	-	669,719.68
144200	Architect and Engineering Serv	330,000.00	-	15,641.19	274,011.97	55,988.03	-	(0.00)
144200	36 St: N MLK - Peoria Ave	2,920,000.00	-	-	-	2,704,441.00	-	215,559.00
144201	Apache St: Mlk - Peoria	2,692,774.79	-	45,855.33	2,689,983.64	2,791.15	-	0.00
144202	Apachee: Peoria - Lewis Ave	300,000.00	-	-	300,000.00	-	-	-
144203	W 41st St S 41st W - S 33rd W	1,685,000.00	-	-	175,000.00	-	-	1,510,000.00
144204	S33rd W: 41st St to 51st St	2,730,000.00	-	2,485.33	441,842.57	(0.00)	-	2,288,157.43
144205	Apache St: Lewis To Harvard	2,070,000.00	-	63,284.12	289,046.21	21,048.33	-	1,759,905.46
144206	11th St: Peoria to Utica	1,820,000.00	-	945,821.53	1,820,000.00	(0.00)	-	0.00
144207	11Th St: Lewis Ave - Harvard	200,000.00	-	-	200,000.00	-	-	-
144208	11th St: Sheridan - Memorial	1,780,000.00	-	32,432.62	261,621.90	3,147.63	-	1,515,230.47
144209	21St St: Garnett To 129Th E	300,000.00	-	10,720.17	300,000.00	-	-	(0.00)
144209	21st St: Garnett to 129th E	2,435,050.00	339,411.84	1,996,090.83	1,996,140.83	0.00	-	438,909.17
144210	21St St-129Th East Ave Inter	250,000.00	-	99,298.71	248,578.81	1,421.19	-	(0.00)
144210	21st St-129th East Ave Inter	-	-	-	-	-	-	-
144210	21st St-129th East Ave INTERSC	1,965,000.00	586,334.30	586,334.30	586,334.30	1,378,665.70	-	-
144211	41St: Garnett - 129 E Ave	1,601,612.81	-	3,056.11	1,601,612.81	0.00	-	0.00
144212	51st St Sheridan to Memorial	1,055,651.29	-	-	1,047,661.29	7,990.00	-	-
144213	91st Harvard - Yale	285,000.00	-	11,209.99	173,818.08	21,088.39	-	90,093.53
144214	Sheridan 81st to 91st	1,525,950.99	-	-	1,525,950.99	(0.00)	-	0.00
144215	Peoria: 41St St - 51St St.	300,000.00	-	1,330.00	296,394.50	3,605.50	-	-
144216	41st St: Lewis to Harvard	2,730,000.00	355.00	1,501.39	368,542.32	2,342,111.61	-	19,346.07
144217	Apache & Harvard Intersectio	197,740.00	-	-	196,823.70	-	-	916.30
144217	Apache & Harvard Intersect	785,000.00	-	-	35.00	-	-	784,965.00
144217	Apache & Harvard INTERSCTN	990,000.00	-	-	-	-	-	990,000.00
144218	41st St & Lewis Intersection	2,055,000.00	-	-	379,954.38	1,675,045.62	-	-
144219	Maintenance Zone 2119	367,980.36	-	-	366,480.36	1,500.00	-	(0.00)
144225	Maintenance Zone 2125	2,574,462.36	-	492,405.15	2,567,959.17	6,503.19	-	0.00
144226	Maintenance Zone 2126	349,710.26	-	-	349,710.26	-	-	(0.00)

Fund
2014 GO BOND

427

as of: 8/31/2021

\$ 277,500,000.00 \$ 5,436,282.22 \$ 32,996,887.54 \$ 180,189,851.15 \$ 32,932,364.01 \$ - \$ 64,377,784.84

Project	Project Title	Revised Budget	MTD Actual	YTD Actual	LTD Actual	Encumb	Committed	Balance
144230	Maintenance Zone 2130	3,895,000.00	249,640.25	1,091,928.30	1,371,970.50	2,292,324.49	-	230,705.01
144255	Maintenance Zone 2055	1,269,095.86	-	-	1,268,068.10	1,027.76	-	(0.00)
144256	Maintenance Zone 2056	1,268,393.91	-	(15,000.00)	1,268,393.91	(0.00)	-	0.00
144264	Maintenance Zone 2064	1,266,509.88	-	-	1,266,509.88	0.00	-	(0.00)
144265	Maintenance Zone 2065	959,200.67	-	(2,499.81)	957,942.60	-	-	1,258.07
144303	Maintenance Zone 3003	625,681.40	-	-	625,681.40	-	-	-
144304	Maintenance Zone 3004	1,412,273.54	-	-	1,412,273.54	(0.00)	-	0.00
144309	Citywide - Arterial Rehab	13,095,677.29	326,631.00	717,182.02	1,157,856.99	81,675.32	-	11,856,144.98
144310	Maintenance Zone 3010	7,929,998.00	-	-	561,391.79	162,891.33	-	7,205,714.88
144311	Maintenance Zone 3011	9,485,000.00	2,984.50	5,892,883.13	6,575,735.25	937,957.94	-	1,971,306.81
144317	Maintenance Zone 3017	750,000.00	-	-	456,529.83	22,176.76	-	271,293.41
144318	Maintenance Zone 3018	417,056.72	-	-	415,498.17	1,558.55	-	0.00
144320	Maintenance Zone 3020	4,500,000.00	-	-	320,726.04	24,611.29	-	4,154,662.67
144380	Maintenance Zone 3080	189,047.02	-	-	189,047.02	-	-	0.00
144413	Maintenance Zone 4013	535,058.95	-	-	511,528.37	23,530.58	-	(0.00)
144415	Maintenance Zone 4015	637,042.77	-	-	637,042.77	-	-	(0.00)
144421	Maintenance Zone 4021	375,000.00	-	-	331,229.87	11,557.46	-	32,212.67
144430	Maintenance Zone 4030	1,686,709.57	-	4,446.25	1,686,709.57	0.00	-	(0.00)
144431	Maintenance Zone 4031	11,680,000.00	2,627.27	5,671.85	566,777.89	16,971.31	-	11,096,250.80
144452	Maintenance Zone 4152	600,000.00	-	-	380,196.06	21,806.79	-	197,997.15
144467	Maintenance Zone 4067	4,855,000.00	2,658.16	1,421,917.08	3,342,704.89	17,141.68	-	1,495,153.43
144527	Maintenance Zone 5027	1,387,897.01	-	-	1,387,897.01	-	-	-
144533	Maintenance Zone 5033	4,880,000.00	-	-	4,878,257.02	1,742.98	-	0.00
144539	Maintenance Zone 5039	3,382,395.92	-	(57,500.00)	3,382,395.92	0.00	-	0.00
144546	Maintenance Zone 5046	600,000.00	874.47	13,422.87	575,867.04	14,114.93	-	10,018.03
144547	Maintenance Zone 5047	4,005,000.00	-	3,242.84	772,587.07	71,040.96	-	3,161,371.97
144627	Maintenance Zone 6027	1,006,165.51	-	-	1,006,165.51	-	-	(0.00)
144628	Maintenance Zone 6028	1,000,000.00	4,262.85	24,810.85	918,192.69	27,816.91	-	53,990.40
144635	Maintenance Zone 6035	3,306,365.97	-	17,920.97	3,304,854.80	(0.00)	-	1,511.17
144642	Maintenance Zone 6142	900,000.00	-	12,650.99	109,298.45	677,949.65	-	112,751.90
144645	Maintenance Zone 6145	2,640,000.00	136,353.35	137,526.14	344,540.34	2,170,646.65	-	124,813.01
144647	Maintenance Zone 6147	991,060.09	-	-	991,060.09	0.00	-	0.00
144700	Maintenance Zone 7100	1,313,991.88	-	-	1,313,991.88	(0.00)	-	0.00
144733	Maintenance Zone 7133	950,370.76	-	-	950,370.76	-	-	0.00
144740	Maintenance Zone 7040	3,275,000.00	1,262,614.73	2,617,562.36	2,871,382.73	18,665.95	-	384,951.32
144748	Maintenance Zone 7048	1,181,565.79	-	-	1,181,565.79	(0.00)	-	-
144754	Maintenance Zone 7054	1,000,000.00	-	-	726,908.15	19,591.85	-	253,500.00
144760	Maintenance Zone 7060	3,320,928.33	-	-	3,320,928.33	-	-	0.00
144803	Maintenance Zone 8103	1,775,162.45	-	-	1,775,162.45	-	-	0.00
144812	Maintenance Zone 8112	1,778,077.06	-	-	1,778,077.06	-	-	0.00
144857	Maintenance Zone 8057	2,570,000.00	641,662.30	1,568,637.21	1,840,020.56	2,644.52	-	727,334.92
144863	Maintenance Zone 8063	800,000.00	-	-	677,105.58	49,632.35	-	73,262.07
144931	Maintenance Zone 9031	518,453.57	-	-	518,453.57	-	-	(0.00)
144943	Maintenance Zone 9043	2,615,462.22	-	-	2,615,462.22	(0.00)	-	(0.00)
144944	Maintenance Zone 9044	4,000,000.00	763,416.27	2,914,733.50	3,363,456.85	61,203.40	-	575,339.75
144945	Maintenance Zone 9045	3,860,000.00	-	3,079.93	3,381,803.09	(0.00)	-	478,196.91
144949	Maintenance Zone 9049	1,200,000.00	-	-	692,193.50	78,461.84	-	429,344.66
144950	Maintenance Zone 9050	350,000.00	-	-	252,682.54	2,288.62	-	95,028.84
144951	Maintenance Zone 9051	1,550,000.00	-	-	129,184.92	5,063.16	-	1,415,751.92
144958	Maintenance Zone 9058	936,390.67	-	-	936,390.67	0.00	-	(0.00)

Fund
2014 GO BOND

427

as of: 8/31/2021

\$ 277,500,000.00 \$ 5,436,282.22 \$ 32,996,887.54 \$ 180,189,851.15 \$ 32,932,364.01 \$ - \$ 64,377,784.84

Project	Project Title	Revised Budget	MTD Actual	YTD Actual	LTD Actual	Encumb	Committed	Balance
193140000Z	Mingo Creek Trail - 41st to 51	196,830.00	-	-	196,830.00	-	-	-

2020 GO BOND FUNDS

FUND 4281~428x COMBINED

(2020 GENERAL OBLIGATION BOND FUNDS)

**CITY OF TULSA, OKLAHOMA
SALES TAX OVERVIEW COMMITTEE REPORT
FUND 4281-428X - 2020 GO BOND FUNDS**

**STATEMENT OF REVENUES, EXPENDITURES AND ENCUMBRANCES
FOR THE TWO MONTHS ENDED AUGUST 31, 2021**

	FY ESTIMATED REVENUES/ LIFE-TO-DATE APPROPRIATIONS	CURRENT MONTH	ACTUAL YEAR TO DATE	LIFE TO DATE	OUTSTANDING REVENUES/ BALANCE OF APPROPRIATIONS
Revenue					
Bond Sale Receipts	\$	\$	\$	\$ 17,500,000.00	\$
Donations					
Miscellaneous Revenue					
Total Revenue				<u>17,500,000.00</u>	
Expenditures					
Project Expenditures	17,500,000.00	759,621.84	1,519,243.68	3,872,923.10	13,627,076.90
Total Expenditures	<u>17,500,000.00</u>	<u>759,621.84</u>	<u>1,519,243.68</u>	<u>3,872,923.10</u>	<u>13,627,076.90</u>
Excess (Deficiency) of Revenue Over Expenditures			(1,519,243.68)	13,627,076.90	
Completed Projects Encumbrances			<u>5,261,267.71</u>	<u>5,261,267.71</u>	
Excess (Deficiency) of Revenue Over Expenditures and Encumbrances			(6,780,511.39)	8,365,809.19	
June 30, 2018 Ending Fund Balance			9,885,052.87		
Prior year expenditures					
June 30, 2018 Encumbrances			<u>5,261,267.71</u>		
Adjusted Beginning Fund Balance			<u>15,146,320.58</u>		
Ending Fund Balance			<u>\$ 8,365,809.19</u>	<u>\$ 8,365,809.19</u>	

Fund
2020 GO BOND

428

as of: 8/31/2021

\$ 17,500,000.00 \$ 759,621.84 \$ 3,026,943.64 \$ 3,043,683.94 \$ 5,261,267.71 \$ - \$ 9,195,048.35

Project	Project Title	Revised Budget	MTD Actual	YTD Actual	LTD Actual	Encumb	Committed	Balance
2019X0000Z	Bond Issuance Cost	27,542.00	-	-	-	-	-	27,542.00
2035X0001Z	Transit-MTTA - Route 66 BRT	950,000.00	111,866.79	332,338.59	332,338.59	585,256.65	-	32,404.76
2036A0007Z	Apache St: Harvard Ave - Yale	-	-	-	-	-	-	-
2036A0013Z	Gilcrease Rd: Apache St - Pine	-	-	-	-	-	-	-
2036A0025Z	41st St S: Union Ave - Elwood	-	-	-	-	-	-	-
2036A0035Z	41st St S & Elwood Ave INTERSC	-	-	-	-	-	-	-
2036A0042Z	Pine St: Lewis Ave - Harvard A	-	-	-	-	-	-	-
2036A0043Z	Pine St: State Hwy 11 - Mingo	-	-	-	-	-	-	-
2036A0047Z	Admiral Pl: Memorial Dr - Ming	-	-	-	-	-	-	-
2036A0050Z	Yale Ave: Apache St - Pine St	-	-	-	-	-	-	-
2036A0055Z	129th E Ave: Apache St - Pine	-	-	-	-	-	-	-
2036A0058Z	Pine St & Mingo Rd INTERSCTN	-	-	-	-	-	-	-
2036A0064Z	11th St S: Utica Ave - Lewis A	500,000.00	-	-	-	15,000.00	-	485,000.00
2036A0072Z	11th St S & Lewis Ave INTERSCT	270,000.00	-	-	-	-	-	270,000.00
2036A0092Z	31st St S: Garnett Rd - 129th	-	-	-	-	-	-	-
2036A0119Z	Sheridan Rd: 71st St S - 81st	-	-	-	-	-	-	-
2036A1000Z	CW Arterial Routine & Preventi	6,060,085.66	1,385.74	1,598.94	1,598.94	1,063,295.00	-	4,995,191.72
2036A1001Z	R&P: Pavement Reinspection	500,000.00	50,130.83	166,017.28	166,017.28	333,982.72	-	-
2036D0002Z	CBD: MLK & Detroit north of BN	170,000.00	33,140.72	148,848.45	165,588.75	2,981.87	-	1,429.38
2036D0004Z	CBD: Detroit Ave south of BNSF	140,000.00	-	129,919.40	129,919.40	(0.00)	-	10,080.60
2036D0005Z	CBD: Reconciliation Way	75,000.00	-	75,000.00	75,000.00	-	-	-
2036D0007Z	CBD: Alleyways	365,000.00	-	38,298.05	38,298.05	-	-	326,701.95
2036N0001Z	CW NonArterial Routine & Preve	1,500,000.00	-	3,629.55	3,629.55	1,269,621.00	-	226,749.45
2036N1007Z	Maintenance Zone 1007	95,762.10	52,889.77	79,466.53	79,466.53	40,533.47	-	(24,237.90)
2036N1070Z	Maintenance Zone 1070	250,000.00	58,266.76	160,485.41	160,485.41	58,414.59	-	31,100.00
2036N1076Z	Maintenance Zone 1076	248,256.21	10,391.09	181,939.29	181,939.29	66,316.92	-	-
2036N1078Z	Maintenance Zone 1078	252,931.57	21,532.26	141,392.34	141,392.34	111,539.23	-	(0.00)
2036N2056Z	Maintenance Zone 2056	-	-	-	-	-	-	-
2036N2065Z	Maintenance Zone 2065	362,167.00	40,299.72	118,556.55	118,556.55	99,053.45	-	144,557.00
2036N2066Z	Maintenance Zone 2066	150,000.00	4,427.02	79,156.66	79,156.66	33,010.34	-	37,833.00
2036N3081Z	Maintenance Zone 3081	100,000.00	5,004.51	33,841.40	33,841.40	36,345.88	-	29,812.72
2036N4014Z	Maintenance Zone 4014	135,234.00	8,719.20	82,667.66	82,667.66	52,566.34	-	0.00
2036N4021Z	Maintenance Zone 4021	255,909.06	34,574.47	157,259.67	157,259.67	98,649.39	-	-
2036N4022Z	Maintenance Zone 4022	331,504.85	39,759.95	288,916.94	288,916.94	42,587.91	-	0.00
2036N4030Z	Maintenance Zone 4030	150,000.00	32,773.58	120,314.77	120,314.77	29,685.23	-	0.00
2036N5040Z	Maintenance Zone 5040	100,000.00	-	-	-	80,423.52	-	19,576.48
2036N6035Z	Maintenance Zone 6035	-	-	-	-	-	-	-
2036N7048Z	Maintenance Zone 7048	251,630.00	129,325.67	181,296.21	181,296.21	70,333.79	-	0.00
2036N7060Z	Maintenance Zone 7060	100,000.00	-	33,389.47	33,389.47	39,212.53	-	27,398.00
2036N8057Z	Maintenance Zone 8057	200,000.00	10,149.75	15,357.96	15,357.96	106,293.70	-	78,348.34
2036N8102Z	Maintenance Zone 8102	171,234.00	47,291.49	126,495.51	126,495.51	44,738.49	-	0.00
2036N9037Z	Maintenance Zone 9037	250,000.00	23,998.88	118,446.28	118,446.28	27,085.04	-	104,468.68
2036N9038Z	Maintenance Zone 9038	82,635.84	170.27	510.81	510.81	82,125.03	-	0.00
2036N9044Z	Maintenance Zone 9044	25,000.00	-	-	-	-	-	25,000.00
2036N9050Z	Maintenance Zone 9050	150,000.00	-	29,772.05	29,772.05	67,984.61	-	52,243.34

Fund
2020 GO BOND

428

as of: 8/31/2021

\$ 17,500,000.00 \$ 759,621.84 \$ 3,026,943.64 \$ 3,043,683.94 \$ 5,261,267.71 \$ - \$ 9,195,048.35

Project	Project Title	Revised Budget	MTD Actual	YTD Actual	LTD Actual	Encumb	Committed	Balance
2036N9051Z	Maintenance Zone 9051	95,107.71	85.14	54,635.70	54,635.70	40,472.01	-	(0.00)
2036S0001Z	ADA: Sidewalk Corridors	-	-	-	-	-	-	-
2036S0002Z	BPI: Go Plan Implement - ENG	165,000.00	-	-	-	165,000.00	-	-
2036S0003Z	BPI: Go Plan Implement - Traff	10,000.00	-	-	-	-	-	10,000.00
2036S0004Z	BPI: Arterial Sidewalk	500,000.00	-	96.13	96.13	25,000.00	-	474,903.87
2036S0005Z	BPI: Non Arterial Sidewalk	150,000.00	-	-	-	-	-	150,000.00
2036W0004Z	91 St S: Memorial - Mingo Rd W	-	-	-	-	-	-	-
2036X0001Z	ADA: Transition Plan Update	250,000.00	-	-	-	250,000.00	-	-
2036X0002Z	ADA: Transit Stops	-	-	-	-	-	-	-
2036X0003Z	ADA: Signalized Intersections	-	-	-	-	-	-	-
2036X0005Z	TE: Signal Coord and Communica	100,000.00	-	-	-	-	-	100,000.00
2036X0006Z	TE: Signal Instal, Repair and	300,000.00	-	-	-	-	-	300,000.00
2036X0007Z	TE: Traffic Calming	50,000.00	-	-	-	-	-	50,000.00
2036X0008Z	TE: Lighting Repair and Replac	100,000.00	-	-	-	-	-	100,000.00
2036X0009Z	TE: Pavement Markings and Sign	375,000.00	-	-	-	-	-	375,000.00
2036X0010Z	TE: Guardrail Repair and Repl	50,000.00	-	-	-	-	-	50,000.00
2036X0011Z	Arena District Master Pln Impl	-	-	-	-	-	-	-
2037B0167Z	Bridge #167	30,000.00	-	-	-	-	-	30,000.00
2037B0173Z	Bridge #173	50,000.00	-	-	-	-	-	50,000.00
2037B0201C	Bridge #201C	20,000.00	-	-	-	-	-	20,000.00
2037B0204Z	Bridge #204	145,000.00	-	7,061.18	7,061.18	75,698.60	-	62,240.22
2037B0232A	Bridge #232A	100,000.00	5,395.19	22,300.00	22,300.00	0.00	-	77,700.00
2037B0241Z	Bridge #241	150,000.00	-	-	-	53,948.26	-	96,051.74
2037B0245Z	Bridge #245	100,000.00	2,116.20	2,116.20	2,116.20	86,583.80	-	11,300.00
2037B0258Z	Bridge #258	35,000.00	35,000.00	35,000.00	35,000.00	-	-	-
2037B0261A	Bridge #261A	35,000.00	-	-	-	-	-	35,000.00
2037B0261B	Bridge #261B	35,000.00	-	-	-	-	-	35,000.00
2037B0263Z	Bridge #263	65,000.00	-	-	-	30,000.00	-	35,000.00
2037B0269Z	Bridge #269	50,000.00	-	-	-	-	-	50,000.00
2037B0286Z	Bridge #286	30,000.00	-	-	-	-	-	30,000.00
2037B0301A	Bridge #301A	40,000.00	-	-	-	20,000.00	-	20,000.00
2037B0301Z	Bridge #301	30,000.00	-	-	-	30,000.00	-	-
2037B0343Z	Bridge #343	10,000.00	-	-	-	-	-	10,000.00
2037B0359Z	Bridge #359	15,000.00	-	-	-	-	-	15,000.00
2037B0423Z	Bridge #423	20,000.00	-	-	-	-	-	20,000.00
2037B1000Z	CW Bridge Rehab and Inspection	150,000.00	926.84	35,818.66	35,818.66	27,528.34	-	86,653.00
2039X0009Z	TE: Traffic Studies	25,000.00	-	25,000.00	25,000.00	-	-	-

COMBINED STATEMENT OF OTHER FUND ACTIVITY

FUNDS 400, 401, 403, 404, 425

SALES TAX OVERVIEW COMMITTEE REPORT
(FUNDS 400, 401, 403, 409, 425)
Combined Statement of Fund Activity
August 31, 2021

Fund	LIFE-TO-DATE APPROPRIATIONS	EXPEDITURES			ENCUMBERED/ COMMITTED	BALANCE
		CURRENT MONTH	FISCAL YEAR-TO-DATE	LIFE-TO-DATE		
FUND 400 - 1985 SALES TAX ECONOMIC DEVEL.	\$ 773,571.70	\$ -	\$ -	\$ 575,503.56	\$ -	\$ 198,068.14
017110 General Park Improvements	248,000.00	-	-	49,931.86	-	198,068.14
FUND 401 - 2001 SALES TAX FUND	\$ 84,853,005.03	\$ -	\$ -	\$ 84,683,593.96	\$ 14,589.32	\$ 154,821.75
017110 General Park Improvements	4,751,480.30	-	-	4,596,428.80	14,589.32	140,462.18
914411 Tulsa Trails	3,857,231.30	-	-	3,842,871.73	-	14,359.57
FUND 403 - 2006 EXT SALES TAX ADVACE FUND	\$ 27,705,922.61	\$ -	\$ -	\$ 27,705,676.78	\$ -	\$ 245.83
017150 Woodward & Forestry Impr.	470,000.00	-	-	469,754.17	-	245.83
FUND 404 - 2008 SPECIAL TEMP SALES TAX	\$ 145,493,500.00	\$ -	\$ -	\$ 145,187,656.61	\$ 180,862.42	\$ 124,980.97
104017 Art Rehab Citywide	81,942,000.00	-	-	81,855,987.16	85,700.30	312.54
104021 Citywide Non-arterial RTPV	34,082,000.00	-	-	33,983,662.53	16,368.66	81,968.81
104022 Citywide General Engineering	1,383,000.00	-	-	1,304,364.54	78,635.46	0.00
104023 Bridge Repair and Rehab	90,000.00	-	-	87,261.95	-	2,738.05
144104 Riverside Dr & Rltd Infstr	5,500,000.00	-	-	5,459,880.43	158.00	39,961.57
FUND 425 - 2005 BOND ISSUE (4250-4255)	\$ 74,919,257.38	\$ -	\$ 194,293.63	\$ 74,004,599.81	\$ 754,594.21	\$ 160,063.36
016100 Forensic Lab Expansion	23,599,535.03	-	1,541.25	23,592,682.62	-	6,852.41
055103 UDE Renovation	41,000.00	-	-	23,455.40	-	17,544.60
055105 UDSW Renovation	60,629.78	-	-	35,769.15	-	24,860.63
055105 UDSW Renovation	431,012.58	-	-	428,485.28	-	2,527.30
055200 Fire Trng Ctr/Reloc Sta 16	11,100,000.00	-	-	11,046,992.63	-	53,007.37
104020 Citywide-Arterial Rt&Pv Main	320,000.00	-	-	316,873.75	3,126.25	-
104021 Garnett Pine to Apache	300,000.00	-	-	291,261.92	-	8,738.08
147200 RP - Pedestrian Bridge Imp	100,000.00	-	-	-	100,000.00	-
147200 RP - Pedestrian Bridge Imp	157,598.94	-	-	-	157,598.94	-
147200 RP - Pedestrian Bridge Imp	396,595.56	-	-	-	396,595.56	-
147200 RP - Pedestrian Bridge Imp	97,273.46	-	-	-	97,273.46	-
155107 Police Courts Renovation	79,913.01	-	-	79,913.01	(0.00)	0.00
155107 Police Courts Renovation	83,169.14	-	-	46,782.86	(0.00)	36,386.28
155107 Police Courts Renovation	510,877.21	-	-	503,542.28	(0.00)	7,334.93
203400001Z Tulsa Zoo Department	2,811.76	-	-	-	-	2,811.76

ALL FUNDS BUDGET ACTIONS

**THERE WERE NO
BUDGET ACTIONS POSTED
THIS MONTH**

Ordinance

Version 3.1 released on 6/29/21

Use for all Ordinances including: TRO, Budget, Zoning, Declarations, Trust Indentures, etc.



CITY COUNCIL USE ONLY

Date Received: _____
Committee Date: _____
1st Agenda Date: _____

Tracking #: _____
Committee: _____
Hearing Date: _____
2nd Agenda Date: _____

CITY CLERK USE ONLY

Scanned Date: _____
 Posted Item #: _____

All department items requiring Council approval must be submitted through the Mayor's Office.

Primary Details

Dept. Tracking No.	Board Approval	Other Board Name	City Council Approval <input checked="" type="radio"/> Yes <input type="radio"/> No
_____	_____	_____	
Department Finance	Contact Name Keith Eldridge	Email keldridge@cityoftulsa.org	Phone 918.596.7589
Subject (Description) REIMBURSEMENT : 2001 SALES TAX [FUND 401]		Ordinance Type Budget Amendment	
Section	Township	Range	Lot
_____	_____	_____	_____
Block	Address		BA / CT Number BA4010924
_____	_____		_____
Amending Ord. No.	TRO Title No.	TRO Subtitle	Property/Non-Property Non-Property
_____	_____	_____	_____
Council District	Zoning No.	PUD No.	Planning District
_____	_____	_____	_____

Budget

Funding Source(s)		
2001 SALES TAX FUND / 401 / PARKS AND RECREATION / General Park Improvements:		\$140,462.18
TOTAL:		\$140,462.18

Approvals

DocuSigned by:

3DB0E1029D92403...

Department: _____
Legal: _____
Board: _____
Mayor: _____
Other: _____

Date: 7/26/2021
Date: _____
Date: _____
Date: _____
Date: _____

Policy Statement

Background Information

"This action will appropriate a total of \$140,462.18, recognized from revenue received through an insurance reimbursement within the 2001 SALES TAX FUND [FUND 401].

In early 2020, a high wind event damaged sections of the Reed Community Center Roof. A reimbursement has now been collected from insurance, and will go towards reimbursing capital project dollars in the General Parks Improvements project within the 2001 Sales Tax Program which were spent towards the repair.

This action will restore the General Parks Improvements Project to it's previous balance; allowing previously obligated improvements to continue as originally planned."

Summation of the Requested Action

Request that the Mayor and Council approve the attached Budget Amendment, 2001 SALES TAX FUND [FUND 401] | BA4010924 | \$140,462.18.

Emergency Clause?

Yes
 No

Reason for Emergency Clause

Processing Information for City Clerk's Office

Post Execution Processing

- Mail vendor copy (add'l signature copies attached)
- Must be filed with other governmental entity
- Add'l governmental entity approval(s) required

Additional Routing and Processing Details

Set as Original Budget: No to All

(Published in the Tulsa World
_____, 2021)

ORDINANCE NO. _____

AN ORDINANCE AMENDING THE FISCAL YEAR 2021-22 BUDGET OF THE CITY OF TULSA, OKLAHOMA, IS HEREBY AMENDED TO MAKE SUPPLEMENTAL APPROPRIATIONS OF ONE HUNDRED FORTY THOUSAND FOUR HUNDRED SIXTY TWO DOLLARS AND EIGHTEEN CENTS (\$140,462.18) FROM REVENUE RECOGNIZED THROUGH AN INSURANCE REIMBURSEMENT WITHIN THE 2001 SALES TAX FUND (FUND NO. 401) AS FOLLOWS:

BE IT ORDAINED BY THE CITY OF TULSA:

Section 1. That the Fiscal Year 2021-22 Budget of the City of Tulsa, Oklahoma, is hereby amended to make supplemental appropriations of One Hundred Forty Thousand Four Hundred Sixty Two Dollars and Eighteen Cents (\$140,462.18) from revenue recognized through an insurance reimbursement within the 2001 Sales Tax Fund (Fund No. 401) as follows:

PARKS AND RECREATION DEPARTMENT

017110	General Park Improvements	\$140,462.18
TOTAL FUND INCREASE / DECREASE		\$140,462.18

Section 2. That this ordinance shall take effect immediately from and after its adoption and approval.

Adopted by the Council: _____
Date

Chairman of the Council

2
OFFICE OF THE MAYOR

Received by the Mayor: _____, at _____.
Date Time

G.T. Bynum, Mayor

By: _____
Secretary

Approved by the Mayor of the City of Tulsa, Oklahoma, _____ at
Date

Time

Mayor

(Seal)

ATTEST:

City Clerk

APPROVED:

City Attorney

Ordinance

Version 3.1 released on 6/29/21



CITY COUNCIL USE ONLY

Date Received: _____
 Committee Date: _____
 1st Agenda Date: _____

Tracking #: _____
 Committee: _____
 Hearing Date: _____
 2nd Agenda Date: _____

CITY CLERK USE ONLY

Scanned Date: _____
 Posted Item #: _____

All department items requiring Council approval must be submitted through the Mayor's Office.


Primary Details

Dept. Tracking No. _____	Board Approval _____	Other Board Name _____	City Council Approval <input checked="" type="radio"/> Yes <input type="radio"/> No
Department Finance	Contact Name Keith Eldridge	Email keldridge@cityoftulsa.org	Phone 918.596.7589
Subject (Description) REIMBURSEMENT : 2006 SPECIAL EXTEND SALES TAX [FUND 402]		Ordinance Type Budget Amendment	
Section _____	Township _____	Range _____	Lot _____
Block _____	Address _____		BA / CT Number BA4020547
Amending Ord. No. _____	TRO Title No. _____	TRO Subtitle _____	Property/Non-Property Non-Property
Council District _____	Zoning No. _____	PUD No. _____	Planning District _____

Budget

Funding Source(s)	2006 SPECIAL EXTEND SALES TAX FUND / 402 / PARKS AND RECREATION / Tulsa Zoo Department:	\$466,771.01
	TOTAL:	\$466,771.01

Approvals


 Department: _____
 Legal: _____
 Board: _____
 Mayor: _____
 Other: _____

Date: 7/19/2021
 Date: _____
 Date: _____
 Date: _____
 Date: _____

Policy Statement

Background Information

"This action will appropriate a total of \$466,771.01, recognized from revenue received through an insurance reimbursement within the 2006 SPECIAL EXTEND SALES TAX FUND [FUND 402].

In early 2020, high winds damaged the roof of the North American Living Museum facilities at the Tulsa Zoo. The City was to collect two payments of reimbursement from Insurance for the repair of the roof. The first payment of \$451,650.93 came in March, 2020. This action will appropriate the second and final reimbursement of \$466,771.01 to the Tulsa Zoo Roof Project (203400001Z).

With the appropriation of these funds, all remaining work on the roof will now be complete."

Summation of the Requested Action

Request that the Mayor and Council approve the attached Budget Amendment, 2006 SPECIAL EXTEND SALES TAX FUND [FUND 402] | BA4020547 | \$466,771.01

Emergency Clause?

Yes
 No

Reason for Emergency Clause

Processing Information for City Clerk's Office

Post Execution Processing

- Mail vendor copy (add'l signature copies attached)
- Must be filed with other governmental entity
- Add'l governmental entity approval(s) required

Additional Routing and Processing Details

Set as Original Budget: No to All

(Published in the Tulsa World
_____, 2021)

ORDINANCE NO. _____

AN ORDINANCE AMENDING THE FISCAL YEAR 2021-22 BUDGET OF THE CITY OF TULSA, OKLAHOMA, IS HEREBY AMENDED TO MAKE SUPPLEMENTAL APPROPRIATIONS OF FOUR HUNDRED SIXTY-SIX THOUSAND SEVEN HUNDRED SEVENTY-ONE DOLLARS AND ONE CENT (\$466,771.01) FROM REVENUE RECOGNIZED THROUGH AN INSURANCE COLLECTION REIMBURSEMENT WITHIN THE 2006 SPECIAL EXTENDED SALES TAX FUND (FUND NO. 402) AS FOLLOWS:

BE IT ORDAINED BY THE CITY OF TULSA:

Section 1. That the Fiscal Year 2021-22 Budget of the City of Tulsa, Oklahoma, is hereby amended to make supplemental appropriations of Four Hundred Sixty-Six Thousand Seven Hundred Seventy-One Dollars and One Cent (\$466,771.01) from revenue recognized through an insurance collection reimbursement within the 2006 Special Extended Sales Tax Fund (Fund No. 402) as follows:

PARKS AND RECREATION DEPARTMENT

203400001Z	Tulsa Zoo Department	\$	466,771.01
TOTAL FUND INCREASE / DECREASE		\$	466,771.01

Section 2. That this ordinance shall take effect immediately from and after its adoption and approval.

Adopted by the Council: _____
Date

Chair of the Council

OFFICE OF THE MAYOR

Received by the Mayor: _____, at _____
Date Time

G.T. Bynum, Mayor

By: _____
Secretary

Approved by the Mayor of the City of Tulsa, Oklahoma, _____ at
Date

Time

Mayor

(Seal)

ATTEST:

City Clerk

APPROVED:

City Attorney

Ordinance

Version 3.1 released on 6/29/21



CITY COUNCIL USE ONLY

Date Received: _____
 Committee Date: _____
 1st Agenda Date: _____

Tracking #: _____
 Committee: _____
 Hearing Date: _____
 2nd Agenda Date: _____

CITY CLERK USE ONLY

Scanned Date: _____
 Posted Item #: _____

All department items requiring Council approval must be submitted through the Mayor's Office.


Primary Details

Dept. Tracking No.	Board Approval	Other Board Name	City Council Approval <input checked="" type="radio"/> Yes <input type="radio"/> No
Finance	Keith Eldridge	keldridge@cityoftulsa.org	918.596.7589
Subject (Description)	Contact Name	Email	Phone
REIMBURSEMENT : 2014 SALES TAX [FUND 405]	Keith Eldridge	keldridge@cityoftulsa.org	918.596.7589
Section	Township	Range	Lot
Block	Address		BA / CT Number BA4050216
Amending Ord. No.	TRO Title No.	TRO Subtitle	Property/Non-Property Non-Property
Council District	Zoning No.	PUD No.	Planning District

Budget

Funding Source(s)		
2014 SALES TAX FUND / 405 / STREETS AND STORMWATER / TRAFFIC SIGNAL INSTALLATION:		\$45,164.92
TOTAL:		\$45,164.92

Approvals

DocuSigned by:

 3BB6E1029D92463...

CH KE
Department: _____
Legal: _____
Board: _____
Mayor: _____
Other: _____

Date: 7/22/2021
Date: _____
Date: _____
Date: _____
Date: _____

Policy Statement

Background Information

"This action will appropriate a total of \$45,164.92, recognized from revenue received through an insurance reimbursement from National Casualty within the 2014 SALES TAX FUND [FUND 405].

In late 2020, a traffic accident resulted in the damage and removal of a traffic signal on the intersection of 11th Street South and South Lewis Avenue. A reimbursement has now been collected from the responsible party, and will go towards reimbursing capital project dollars in the Traffic Signal Installation project within the 2014 Improve Our Tulsa Sales Tax Program; which were used temporarily in the interim in order to expedite the installation of a new signal pole and foundation at the existing site - necessary to maintain public safety.

This action will restore the Traffic Signal Installation Project to it's previous balance; allowing the 2014 Improve Our Tulsa Sales Tax Program to continue on as originally approved by the voters."

Summation of the Requested Action

Request that the Mayor and Council approve the attached Inter-Departmental Transfer of Funds (Council Transfer), 2014 SALES TAX FUND [FUND 405] | BA4050216 | \$45,164.92.

Emergency Clause?

Reason for Emergency Clause

Yes

No

Processing Information for City Clerk's Office

Post Execution Processing

Mail vendor copy (add'l signature copies attached)

Must be filed with other governmental entity

Add'l governmental entity approval(s) required

Additional Routing and Processing Details

Set as Original Budget: No to All

(Published in the Tulsa World
_____, 2021)

ORDINANCE NO. _____

AN ORDINANCE AMENDING THE FISCAL YEAR 2021-22 BUDGET OF THE CITY OF TULSA, OKLAHOMA, IS HEREBY AMENDED TO MAKE SUPPLEMENTAL APPROPRIATIONS OF FORTY-FIVE THOUSAND ONE HUNDRED SIXTY-FOUR DOLLARS AND NINETY-TWO CENTS (\$45,164.92) FROM REVENUE RECOGNIZED THROUGH AN INSURANCE COLLECTION REIMBURSEMENT WITHIN THE 2014 SALES TAX FUND (FUND NO. 405) AS FOLLOWS:

BE IT ORDAINED BY THE CITY OF TULSA:

Section 1. That the Fiscal Year 2021-22 Budget of the City of Tulsa, Oklahoma, is hereby amended to make supplemental appropriations of Forty-Five Thousand One Hundred Sixty-Four Dollars and Ninety-Two Cents (\$45,164.92) from revenue recognized through an insurance collection reimbursement within the 2014 Sales Tax Fund (Fund No. 405) as follows:

STREETS AND STORMWATER DEPARTMENT

144008	TRAFFIC SIGNAL INSTALLATION	\$	45,164.92
TOTAL FUND INCREASE / DECREASE		\$	45,164.92

Section 2. That this ordinance shall take effect immediately from and after its adoption and approval.

Adopted by the Council: _____
Date

Chairman of the Council

OFFICE OF THE MAYOR

Received by the Mayor: _____, at _____
Date Time

G.T. Bynum, Mayor

By: _____
Secretary

Approved by the Mayor of the City of Tulsa, Oklahoma, _____ at
Date

Time

Mayor

(Seal)

ATTEST:

City Clerk

APPROVED:

City Attorney

STOC QUARTERLY UPDATE USA BMX NATIONAL HEADQUARTERS Sept. 28th, 2021



BUDGET

- **Budget** – GMP \$21.2M (on Budget)
- **Percent Billed** - 71%, \$15M.
- **CM Contingency** - \$5,485 CM Contingency Used, \$549K Balance.
- **Owner Contingency**- \$490K COT Contingency Used, \$927K Balance.
- **SBE Goal** - COT SBE Utilization is on target to exceed 10%. Current forecast is 14%



SCHEDULE

- **Percent Complete** – Circa 70%
- **Completion Forecast** – On Schedule End of 2021
 - Added Scope Items Jan/Feb. 2022
- **Schedule Milestones** –
 - Arena – Installing Ornamental Fencing
 - Arena – Installing 8 and 3 Meter Start Hills
 - Arena – Installing additional parking and access/egress ramps at North Arena
 - HQ – Masonry Exterior Complete
 - HQ – Permanent Power Established
 - HQ - Elevator Installed
 - HQ – Exterior Canopies Installed



SCHEDULE

- **Milestones Complete –**
 - HQ – Restroom Floor & Wall Tile 80% Complete
 - HQ – Millwork being installed
 - HQ - Ceilings being installed
 - HQ – Polish Concrete Complete
 - HQ – Restroom Toilet Fixtures being installed
 - HQ – Interior Glazing in progress
 - Site – COT Artwork Completed
 - Site – Entrance drive concrete aprons Complete
 - Site – Asphalt base course installed



SCHEDULE (Continued)

Milestones – Looking Ahead

- HQ – Finalize Millwork Installation
- HQ – Ceiling Install
- HQ – Kitchen Equipment Install (Oct. 2021)
- HQ – Operable Partition Walls (Nov 2021)
- Site – Install Off-site Storm (Railroad Prpty)
- Arena – Starting Hills Complete (Oct. 2021)
- Arena – Bleacher Install (Oct. 2021)





**Drone Picture
6-18-2021
STOC Meeting**





Drone Picture
9-21-2021





**Drone Picture
6-18-2021
STOC Meeting**





**Drone Picture
9-21-2021
STOC Meeting**





Drone Picture
9-21-2021





**Drone Picture
6-18-2021
STOC Meeting**





Drone Picture
9-21-2021





HQ 9-21-2021





HQ 9-21-2021






HQ 2nd Floor 6-21-2021





HQ 2nd Floor
9-21-2021





Arena 9-21-2021





Arena 9-21-2021





Site & COT Art 9-21-2021



Site & COT Art 6-21-2021





HQ Exterior 9-21-2021



Questions?



Langston University Allied Health Facility

Sales Tax Oversight Committee
Project Update – September 2021



Langston University Allied Health Facility

- Owner: Langston University/OSU
- Design Team: Beck Design
- Project
 - Total gsf: 29,480
 - Budget: \$16,250,000.00
 - Construction Cost: \$11,181,486.00
- City of Tulsa SBE Utilization: 9%
- Percent Complete
 - Total: 75%
 - Construction: 87%
- Construction Completion Date: October 29th, 2021



Langston University Allied Health Facility

BUDGET


- Construction Contingency:
 - \$452,951.00 Beginning Balance
 - \$145,330.00 Utilized to Date
 - \$307,621.00 Remaining Balance
- Project Allowances:
 - \$622,500.00 Beginning Balance
 - \$499,219.00 Utilized to Date
 - \$123,281.00 Remaining Balance



Langston University Allied Health Facility

SCHEDULE

- **Milestones since last meeting:**
 - Conditioned Air
 - Flooring has begun.
 - Overhead inspections complete
 - Final coat painting has begun.
 - Temporary partition between existing building and newbuilding has been removed.
- **Upcoming Milestones:**
 - Site work completion
 - Masonry veneer completion
 - Finishes complete
 - Punch List



Langston University Allied Health Facility

OWNER FURNISHED EQUIPMENT

- **Medical Equipment:**

- Mannequins are in the evaluation period.
- Simulation Capture is going out to bid.
- Medical Furnishings are in the evaluation period.
- Miscellaneous equipment is in the process of purchase order completion.

- **Furnishings:**

- General furnishings are currently in the requisition and purchase order process.
- Audio/Visual Systems – Existing building systems are in the submittal and approval process.
- Audio/Visual Systems – New building is out to bid now.





Lecture Hall Lobby 6/21 to 9/21



Staff Office Corridor 6/21 to 9/21

